



# NATIONAL CHAMPIONSHIP RACE MEETING

**Pembrey**

**10th & 11th September 2010**



**Results Provided by Timing Solutions Ltd**  
[www.tsl-timing.com](http://www.tsl-timing.com)

# Kumho BMW Championship

## PRACTICE - CLASSIFICATION

POS	NO	CL	NAME	ENTRY	TIME	ON	LAPS	GAP	DIFF	MPH
1	82	D	Thomas HIBBERT	BMW E36 318is	1:15.953	10	14			69.01
2	70	D	Robert SALISBURY	BMW 318is	1:16.777	12	15	0.824	0.824	68.27
3	90	D	Mike HIBBERT	BMW E36 318is	1:16.816	11	11	0.863	0.039	68.23
4	81	D	Richard BACON	BMW E36 318i	1:16.882	12	15	0.929	0.066	68.17
5	83	D	Matthew FIELDING	BMW 318 Coupe	1:19.575	13	14	3.622	2.693	65.86
6	88	D	Paul BELLAMY	BMW 318is	1:19.943	4	5	3.990	0.368	65.56
7	91	D	Darren BECKLY	BMW E36 Coupe	1:22.150	14	14	6.197	2.207	63.80
8	73	I	John JONES	BMW 318is	1:26.191	5	9	10.238	4.041	60.81
9	76	D	Douglas SIMMEN	BMW 318is	1:26.777	11	13	10.824	0.586	60.40
10	77	D	John BRABBIN	BMW 318	1:27.793	10	13	11.840	1.016	59.70
11	74	D	Ralph KIRK	BMW 318is	1:28.169	10	11	12.216	0.376	59.44
12	6	A	Stephen PEARSON	BMW M3		0	0			
13	21	A	James CARD	BMW E46 M3		0	0			
14	32	B	Rodger CARD	BMW E30 M3		0	0			
15	50	C	Peter MILLER	BMW E36 328i		0	0			

Weather / Track : Showers / Wet  
 These results are provisional until the conclusion of any judicial and technical matters.

Pembrey  
 Circuit Length = 1.4560 miles  
 Start: 09:33 End: 09:55

Clerk of Course :		Timekeeper :
-------------------	--	--------------

# Kumho BMW Championship

## PRACTICE - LAP ANALYSIS

<b>6</b>	<b>Stephen PEARSON</b>		A BMW M3				
<b>21</b>	<b>James CARD</b>		A BMW E46 M3				
<b>32</b>	<b>Rodger CARD</b>		B BMW E30 M3				
<b>50</b>	<b>Peter MILLER</b>		C BMW E36 328i				
<b>70</b>	<b>Robert SALISBURY</b>		D BMW 318is				
1 -	1:35.207	+ 18.430	9:35:21.879	9 -	1:17.315	+ 0.538	9:46:10.990
2 -	1:25.719	+ 8.942	9:36:47.598	10 -	1:20.256	+ 3.479	9:47:31.246
3 -	1:23.939	+ 7.162	9:38:11.537	11 -	1:17.014	+ 0.237	9:48:48.260
4 -	1:20.948	+ 4.171	9:39:32.485	12 -	<b>1:16.777</b>		<b>9:50:05.037</b>
5 -	1:19.740	+ 2.963	9:40:52.225	13 -	1:16.954	+ 0.177	9:51:21.991
6 -	1:21.499	+ 4.722	9:42:13.724	14 -	1:24.168	+ 7.391	9:52:46.159
7 -	1:22.035	+ 5.258	9:43:35.759	15 -	1:18.144	+ 1.367	9:54:04.303
8 -	1:17.916	+ 1.139	9:44:53.675				
<b>73</b>	<b>John JONES</b>		I BMW 318is				
1 -	1:39.875	+ 13.684	9:35:51.152	6 -	1:26.755	+ 0.564	9:43:26.157
2 -	1:37.581	+ 11.390	9:37:28.733	7 -	1:30.301	+ 4.110	9:44:56.458
3 -	1:31.565	+ 5.374	9:39:00.298	8 -	1:27.582	+ 1.391	9:46:24.040
4 -	1:32.913	+ 6.722	9:40:33.211	9 -	1:58.670 P	+ 32.479	9:48:22.710
5 -	<b>1:26.191</b>		<b>9:41:59.402</b>				
<b>74</b>	<b>Ralph KIRK</b>		D BMW 318is				
1 -	1:48.961	+ 20.792	9:35:50.317	7 -	1:29.236	+ 1.067	9:45:06.260
2 -	1:37.095	+ 8.926	9:37:27.412	8 -	1:28.497	+ 0.328	9:46:34.757
3 -	1:32.528	+ 4.359	9:38:59.940	9 -	1:31.964	+ 3.795	9:48:06.721
4 -	1:34.169	+ 6.000	9:40:34.109	10 -	<b>1:28.169</b>		<b>9:49:34.890</b>
5 -	1:29.972	+ 1.803	9:42:04.081	11 -	1:38.390	+ 10.221	9:51:13.280
6 -	1:32.943	+ 4.774	9:43:37.024				
<b>76</b>	<b>Douglas SIMMEN</b>		D BMW 318is				
1 -	1:58.646	+ 31.869	9:35:54.438	8 -	1:29.989	+ 3.212	9:46:58.837
2 -	1:42.197	+ 15.420	9:37:36.635	9 -	1:28.004	+ 1.227	9:48:26.841
3 -	1:36.925	+ 10.148	9:39:13.560	10 -	1:27.135	+ 0.358	9:49:53.976
4 -	1:34.658	+ 7.881	9:40:48.218	11 -	<b>1:26.777</b>		<b>9:51:20.753</b>
5 -	1:36.144	+ 9.367	9:42:24.362	12 -	1:30.898	+ 4.121	9:52:51.651
6 -	1:32.945	+ 6.168	9:43:57.307	13 -	1:28.004	+ 1.227	9:54:19.655
7 -	1:31.541	+ 4.764	9:45:28.848				
<b>77</b>	<b>John BRABBIN</b>		D BMW 318				
1 -	1:50.951	+ 23.158	9:35:44.752	8 -	1:32.631	+ 4.838	9:46:50.053
2 -	1:36.542	+ 8.749	9:37:21.294	9 -	1:30.162	+ 2.369	9:48:20.215
3 -	1:36.737	+ 8.944	9:38:58.031	10 -	<b>1:27.793</b>		<b>9:49:48.008</b>
4 -	1:35.549	+ 7.756	9:40:33.580	11 -	1:28.648	+ 0.855	9:51:16.656
5 -	1:34.772	+ 6.979	9:42:08.352	12 -	1:30.902	+ 3.109	9:52:47.558
6 -	1:33.836	+ 6.043	9:43:42.188	13 -	1:28.004	+ 0.211	9:54:15.562
7 -	1:35.234	+ 7.441	9:45:17.422				
<b>81</b>	<b>Richard BACON</b>		D BMW E36 318i				
1 -	1:29.496	+ 12.614	9:35:26.173	9 -	1:17.761	+ 0.879	9:46:10.360
2 -	1:22.301	+ 5.419	9:36:48.474	10 -	1:17.896	+ 1.014	9:47:28.256
3 -	1:22.287	+ 5.405	9:38:10.761	11 -	1:17.599	+ 0.717	9:48:45.855
4 -	1:21.199	+ 4.317	9:39:31.960	12 -	<b>1:16.882</b>		<b>9:50:02.737</b>
5 -	1:19.071	+ 2.189	9:40:51.031	13 -	1:18.025	+ 1.143	9:51:20.762

Weather / Track : Showers / Wet

Pembrey  
Circuit Length = 1.4560 miles  
Start: 09:33 End: 09:55

# Kumho BMW Championship

## PRACTICE - LAP ANALYSIS

6 -	1:21.590	+ 4.708	9:42:12.621	14 -	1:17.657	+ 0.775	9:52:38.419
7 -	1:21.475	+ 4.593	9:43:34.096	15 -	1:18.306	+ 1.424	9:53:56.725
8 -	1:18.503	+ 1.621	9:44:52.599				
<b>82</b>	<b>Thomas HIBBERT</b>			D BMW E36 318is			
1 -	1:36.383	+ 20.430	9:37:04.497	8 -	1:17.488	+ 1.535	9:46:42.286
2 -	1:22.672	+ 6.719	9:38:27.169	9 -	1:17.251	+ 1.298	9:47:59.537
3 -	1:20.292	+ 4.339	9:39:47.461	10 -	<b>1:15.953</b>		<b>9:49:15.490</b>
4 -	1:20.800	+ 4.847	9:41:08.261	11 -	1:16.576	+ 0.623	9:50:32.066
5 -	1:17.996	+ 2.043	9:42:26.257	12 -	1:17.971	+ 2.018	9:51:50.037
6 -	1:18.477	+ 2.524	9:43:44.734	13 -	1:16.785	+ 0.832	9:53:06.822
7 -	1:40.064	+ 24.111	9:45:24.798	14 -	1:19.079	+ 3.126	9:54:25.901
<b>83</b>	<b>Matthew FIELDING</b>			D BMW 318 Coupe			
1 -	1:44.802	+ 25.227	9:35:44.540	8 -	1:20.761	+ 1.186	9:45:18.493
2 -	1:25.489	+ 5.914	9:37:10.029	9 -	1:19.697	+ 0.122	9:46:38.190
3 -	1:23.027	+ 3.452	9:38:33.056	10 -	1:21.065	+ 1.490	9:47:59.255
4 -	1:21.388	+ 1.813	9:39:54.444	11 -	1:20.989	+ 1.414	9:49:20.244
5 -	1:21.077	+ 1.502	9:41:15.521	12 -	1:21.456	+ 1.881	9:50:41.700
6 -	1:21.471	+ 1.896	9:42:36.992	13 -	<b>1:19.575</b>		<b>9:52:01.275</b>
7 -	1:20.740	+ 1.165	9:43:57.732	14 -	1:19.746	+ 0.171	9:53:21.021
<b>88</b>	<b>Paul BELLAMY</b>			D BMW 318is			
1 -	1:29.779	+ 9.836	9:35:25.534	4 -	<b>1:19.943</b>		<b>9:39:28.362</b>
2 -	1:22.393	+ 2.450	9:36:47.927	5 -	1:20.123	+ 0.180	9:40:48.485
3 -	1:20.492	+ 0.549	9:38:08.419				
<b>90</b>	<b>Mike HIBBERT</b>			D BMW E36 318is			
1 -	1:30.382	+ 13.566	9:35:26.694	7 -	1:50.237 P	+ 33.421	9:44:08.105
2 -	1:22.821	+ 6.005	9:36:49.515	8 -	2:18.123 P	+ 1:01.307	9:46:26.228
3 -	1:23.552	+ 6.736	9:38:13.067	9 -	5:12.941	+ 3:56.125	9:51:39.169
4 -	1:21.344	+ 4.528	9:39:34.411	10 -	1:17.482	+ 0.666	9:52:56.651
5 -	1:21.438	+ 4.622	9:40:55.849	11 -	<b>1:16.816</b>		<b>9:54:13.467</b>
6 -	1:22.019	+ 5.203	9:42:17.868				
<b>91</b>	<b>Darren BECKLY</b>			D BMW E36 Coupe			
1 -	1:40.932	+ 18.782	9:35:54.274	8 -	1:25.891	+ 3.741	9:46:35.695
2 -	1:35.820	+ 13.670	9:37:30.094	9 -	1:29.846	+ 7.696	9:48:05.541
3 -	1:32.077	+ 9.927	9:39:02.171	10 -	1:23.796	+ 1.646	9:49:29.337
4 -	1:33.023	+ 10.873	9:40:35.194	11 -	1:24.552	+ 2.402	9:50:53.889
5 -	1:33.647	+ 11.497	9:42:08.841	12 -	1:23.316	+ 1.166	9:52:17.205
6 -	1:33.508	+ 11.358	9:43:42.349	13 -	1:23.128	+ 0.978	9:53:40.333
7 -	1:27.455	+ 5.305	9:45:09.804	14 -	<b>1:22.150</b>		<b>9:55:02.483</b>

Weather / Track : Showers / Wet

Pembrey  
Circuit Length = 1.4560 miles  
Start: 09:33 End: 09:55

**RAFMSA / WSSC / Kumho BMW  
PRACTICE - CLASSIFICATION**

POS	NO	CL	NAME	ENTRY	TIME	ON	LAPS	GAP	DIFF	MPH
1	81	D	David KRAYEM	Ginetta G50	1:08.373	15	17			76.66
2	36	D	Keith BUTCHER	Ginetta G50	1:10.364	7	17	1.991	1.991	74.49
3	18	C	Neil TRAINER	Mitsubishi Lancer	1:10.763	8	13	2.390	0.399	74.07
4	6	A	Stephen PEARSON	BMW M3	1:15.291	11	15	6.918	4.528	69.61
5	55	C	Simon HUDSON	BMW E30	1:17.066	13	13	8.693	1.775	68.01
6	8	A	Graham HEARD	BMW 3 Series	1:17.436	7	10	9.063	0.370	67.68
7	57	C	Darren FIELDING	BMW 318 compact	1:17.773	12	15	9.400	0.337	67.39
8	66		Alex DALY	Volkswagen Golf MK1	1:19.242	7	9	10.869	1.469	66.14
9	32	B	Rodger CARD	BMW E30 M3	1:19.647	10	10	11.274	0.405	65.81
10	21	A	James CARD	BMW E46 M3	1:20.145	9	14	11.772	0.498	65.40
11	87	I	Roger LAVENDER	BMW 318	1:20.524	14	14	12.151	0.379	65.09
12	50	C	Peter MILLER	BMW E36 328i	1:21.676	10	14	13.303	1.152	64.17
13	96	I	Karl JONES	BMW compact	1:24.391	9	14	16.018	2.715	62.11

Weather / Track : Rain / Wet  
 These results are provisional until the conclusion of any judicial and technical matters.

Pembrey  
 Circuit Length = 1.4560 miles  
 Start: 10:01 End: 10:23

Clerk of Course :		Timekeeper :
-------------------	--	--------------

**RAFMSA / WSSC / Kumho BMW  
PRACTICE - LAP ANALYSIS**

<b>6</b>	<b>Stephen PEARSON</b>		<b>A BMW M3</b>				
1 -	1:25.443	+ 10.152	10:03:21.183	9 -	1:16.866	+ 1.575	10:13:43.464
2 -	1:19.626	+ 4.335	10:04:40.809	10 -	1:16.017	+ 0.726	10:14:59.481
3 -	1:18.140	+ 2.849	10:05:58.949	11 -	<b>1:15.291</b>		<b>10:16:14.772</b>
4 -	1:17.861	+ 2.570	10:07:16.810	12 -	1:16.890	+ 1.599	10:17:31.662
5 -	1:17.718	+ 2.427	10:08:34.528	13 -	1:16.471	+ 1.180	10:18:48.133
6 -	1:17.412	+ 2.121	10:09:51.940	14 -	1:18.756	+ 3.465	10:20:06.889
7 -	1:16.721	+ 1.430	10:11:08.661	15 -	1:17.639	+ 2.348	10:21:24.528
8 -	1:17.937	+ 2.646	10:12:26.598				
<b>8</b>	<b>Graham HEARD</b>		<b>A BMW 3 Series</b>				
1 -	1:29.555	+ 12.119	10:03:15.303	6 -	1:18.831	+ 1.395	10:09:59.000
2 -	1:21.996	+ 4.560	10:04:37.299	7 -	<b>1:17.436</b>		<b>10:11:16.436</b>
3 -	1:19.568	+ 2.132	10:05:56.867	8 -	1:18.117	+ 0.681	10:12:34.553
4 -	1:20.240	+ 2.804	10:07:17.107	9 -	1:25.343	+ 7.907	10:13:59.896
5 -	1:23.062	+ 5.626	10:08:40.169	10 -	1:50.419 P	+ 32.983	10:15:50.315
<b>18</b>	<b>Neil TRAINER</b>		<b>C Mitsubishi Lancer</b>				
1 -	1:31.299	+ 20.536	10:03:51.921	8 -	<b>1:10.763</b>		<b>10:12:37.722</b>
2 -	1:23.075	+ 12.312	10:05:14.996	9 -	1:36.068 P	+ 25.305	10:14:13.790
3 -	1:16.518	+ 5.755	10:06:31.514	10 -	4:23.820	+ 3:13.057	10:18:37.610
4 -	1:13.472	+ 2.709	10:07:44.986	11 -	1:11.849	+ 1.086	10:19:49.459
5 -	1:13.499	+ 2.736	10:08:58.485	12 -	1:11.525	+ 0.762	10:21:00.984
6 -	1:15.702	+ 4.939	10:10:14.187	13 -	1:15.119	+ 4.356	10:22:16.103
7 -	1:12.772	+ 2.009	10:11:26.959				
<b>21</b>	<b>James CARD</b>		<b>A BMW E46 M3</b>				
1 -	1:32.793	+ 12.648	10:03:33.220	8 -	1:22.069	+ 1.924	10:13:23.727
2 -	1:24.985	+ 4.840	10:04:58.205	9 -	<b>1:20.145</b>		<b>10:14:43.872</b>
3 -	1:26.750	+ 6.605	10:06:24.955	10 -	1:23.520	+ 3.375	10:16:07.392
4 -	1:25.944	+ 5.799	10:07:50.899	11 -	1:24.132	+ 3.987	10:17:31.524
5 -	1:25.391	+ 5.246	10:09:16.290	12 -	1:24.392	+ 4.247	10:18:55.916
6 -	1:23.013	+ 2.868	10:10:39.303	13 -	1:22.169	+ 2.024	10:20:18.085
7 -	1:22.355	+ 2.210	10:12:01.658	14 -	1:21.209	+ 1.064	10:21:39.294
<b>32</b>	<b>Rodger CARD</b>		<b>B BMW E30 M3</b>				
1 -	1:34.357	+ 14.710	10:03:49.958	6 -	1:20.632	+ 0.985	10:10:43.033
2 -	1:24.967	+ 5.320	10:05:14.925	7 -	1:22.187	+ 2.540	10:12:05.220
3 -	1:22.761	+ 3.114	10:06:37.686	8 -	1:19.973	+ 0.326	10:13:25.193
4 -	1:23.146	+ 3.499	10:08:00.832	9 -	1:19.892	+ 0.245	10:14:45.085
5 -	1:21.569	+ 1.922	10:09:22.401	10 -	<b>1:19.647</b>		<b>10:16:04.732</b>
<b>36</b>	<b>Keith BUTCHER</b>		<b>D Ginetta G50</b>				
1 -	1:17.555	+ 7.191	10:03:14.090	10 -	1:11.923	+ 1.559	10:14:00.702
2 -	1:11.802	+ 1.438	10:04:25.892	11 -	1:11.894	+ 1.530	10:15:12.596
3 -	1:11.895	+ 1.531	10:05:37.787	12 -	1:10.701	+ 0.337	10:16:23.297
4 -	1:11.166	+ 0.802	10:06:48.953	13 -	1:11.210	+ 0.846	10:17:34.507
5 -	1:13.797	+ 3.433	10:08:02.750	14 -	1:18.081	+ 7.717	10:18:52.588
6 -	1:12.205	+ 1.841	10:09:14.955	15 -	1:11.836	+ 1.472	10:20:04.424
7 -	<b>1:10.364</b>		<b>10:10:25.319</b>	16 -	1:11.324	+ 0.960	10:21:15.748
8 -	1:11.743	+ 1.379	10:11:37.062	17 -	1:56.194 P	+ 45.830	10:23:11.942
9 -	1:11.717	+ 1.353	10:12:48.779				
<b>50</b>	<b>Peter MILLER</b>		<b>C BMW E36 328i</b>				
1 -	1:28.468	+ 6.792	10:03:43.452	8 -	1:23.664	+ 1.988	10:13:51.707
2 -	1:25.064	+ 3.388	10:05:08.516	9 -	1:25.459	+ 3.783	10:15:17.166
3 -	1:23.191	+ 1.515	10:06:31.707	10 -	<b>1:21.676</b>		<b>10:16:38.842</b>
4 -	1:22.259	+ 0.583	10:07:53.966	11 -	1:22.531	+ 0.855	10:18:01.373
5 -	1:23.445	+ 1.769	10:09:17.411	12 -	1:22.032	+ 0.356	10:19:23.405
6 -	1:23.290	+ 1.614	10:10:40.701	13 -	1:23.654	+ 1.978	10:20:47.059
7 -	1:47.342	+ 25.666	10:12:28.043	14 -	1:23.545	+ 1.869	10:22:10.604

Weather / Track : Rain / Wet

Pembrey  
Circuit Length = 1.4560 miles  
Start: 10:01 End: 10:23

**RAFMSA / WSSC / Kumho BMW  
PRACTICE - LAP ANALYSIS**

<b>55</b>	<b>Simon HUDSON</b>		<b>C BMW E30</b>				
1 -	1:31.614	+ 14.548	10:03:24.555	8 -	1:18.722	+ 1.656	10:12:55.658
2 -	1:23.150	+ 6.084	10:04:47.705	9 -	1:17.839	+ 0.773	10:14:13.497
3 -	1:23.075	+ 6.009	10:06:10.780	10 -	1:17.578	+ 0.512	10:15:31.075
4 -	1:23.733	+ 6.667	10:07:34.513	11 -	1:17.454	+ 0.388	10:16:48.529
5 -	1:21.585	+ 4.519	10:08:56.098	12 -	1:17.999	+ 0.933	10:18:06.528
6 -	1:21.223	+ 4.157	10:10:17.321	13 -	<b>1:17.066</b>		<b>10:19:23.594</b>
7 -	1:19.615	+ 2.549	10:11:36.936				
<b>57</b>	<b>Darren FIELDING</b>		<b>C BMW 318 compact</b>				
1 -	1:31.618	+ 13.845	10:03:23.341	9 -	1:18.341	+ 0.568	10:14:10.107
2 -	1:22.431	+ 4.658	10:04:45.772	10 -	1:19.966	+ 2.193	10:15:30.073
3 -	1:27.981	+ 10.208	10:06:13.753	11 -	1:19.613	+ 1.840	10:16:49.686
4 -	1:21.154	+ 3.381	10:07:34.907	12 -	<b>1:17.773</b>		<b>10:18:07.459</b>
5 -	1:18.802	+ 1.029	10:08:53.709	13 -	1:29.840	+ 12.067	10:19:37.299
6 -	1:18.967	+ 1.194	10:10:12.676	14 -	1:21.666	+ 3.893	10:20:58.965
7 -	1:18.633	+ 0.860	10:11:31.309	15 -	1:23.127	+ 5.354	10:22:22.092
8 -	1:20.457	+ 2.684	10:12:51.766				
<b>66</b>	<b>Alex DALY</b>		<b>Volkswagen Golf MK1</b>				
1 -	1:22.777	+ 3.535	10:04:44.710	6 -	1:20.541	+ 1.299	10:11:35.830
2 -	1:23.918	+ 4.676	10:06:08.628	7 -	<b>1:19.242</b>		<b>10:12:55.072</b>
3 -	1:23.562	+ 4.320	10:07:32.190	8 -	1:19.985	+ 0.743	10:14:15.057
4 -	1:19.809	+ 0.567	10:08:51.999	9 -	1:19.828	+ 0.586	10:15:34.885
5 -	1:23.290	+ 4.048	10:10:15.289				
<b>81</b>	<b>David KRAYEM</b>		<b>D Ginetta G50</b>				
1 -	1:18.728	+ 10.355	10:03:12.784	10 -	1:09.822	+ 1.449	10:13:53.763
2 -	1:12.507	+ 4.134	10:04:25.291	11 -	1:10.748	+ 2.375	10:15:04.511
3 -	1:10.645	+ 2.272	10:05:35.936	12 -	1:11.139	+ 2.766	10:16:15.650
4 -	1:10.504	+ 2.131	10:06:46.440	13 -	1:11.448	+ 3.075	10:17:27.098
5 -	1:14.872	+ 6.499	10:08:01.312	14 -	1:09.836	+ 1.463	10:18:36.934
6 -	1:12.142	+ 3.769	10:09:13.454	15 -	<b>1:08.373</b>		<b>10:19:45.307</b>
7 -	1:09.172	+ 0.799	10:10:22.626	16 -	1:11.699	+ 3.326	10:20:57.006
8 -	1:10.183	+ 1.810	10:11:32.809	17 -	1:55.649 P	+ 47.276	10:22:52.655
9 -	1:11.132	+ 2.759	10:12:43.941				
<b>87</b>	<b>Roger LAVENDER</b>		<b>I BMW 318</b>				
1 -	1:28.376	+ 7.852	10:03:44.479	8 -	1:21.449	+ 0.925	10:13:37.830
2 -	1:27.014	+ 6.490	10:05:11.493	9 -	1:23.181	+ 2.657	10:15:01.011
3 -	1:25.061	+ 4.537	10:06:36.554	10 -	1:21.711	+ 1.187	10:16:22.722
4 -	1:27.630	+ 7.106	10:08:04.184	11 -	1:21.534	+ 1.010	10:17:44.256
5 -	1:23.374	+ 2.850	10:09:27.558	12 -	1:20.680	+ 0.156	10:19:04.936
6 -	1:24.924	+ 4.400	10:10:52.482	13 -	1:21.037	+ 0.513	10:20:25.973
7 -	1:23.899	+ 3.375	10:12:16.381	14 -	<b>1:20.524</b>		<b>10:21:46.497</b>
<b>96</b>	<b>Karl JONES</b>		<b>I BMW compact</b>				
1 -	1:32.817	+ 8.426	10:03:50.543	8 -	1:24.964	+ 0.573	10:13:53.861
2 -	1:26.735	+ 2.344	10:05:17.278	9 -	<b>1:24.391</b>		<b>10:15:18.252</b>
3 -	1:26.492	+ 2.101	10:06:43.770	10 -	1:24.957	+ 0.566	10:16:43.209
4 -	1:26.731	+ 2.340	10:08:10.501	11 -	1:28.401	+ 4.010	10:18:11.610
5 -	1:25.724	+ 1.333	10:09:36.225	12 -	1:28.838	+ 4.447	10:19:40.448
6 -	1:25.868	+ 1.477	10:11:02.093	13 -	1:27.185	+ 2.794	10:21:07.633
7 -	1:26.804	+ 2.413	10:12:28.897	14 -	1:28.973	+ 4.582	10:22:36.606

Weather / Track : Rain / Wet

Pembrey  
Circuit Length = 1.4560 miles  
Start: 10:01 End: 10:23

# Kumho BMW Championship

## QUALIFYING - RACE 1 - CLASSIFICATION

POS	NO	CL	NAME	ENTRY	TIME	ON	LAPS	GAP	DIFF	MPH
1	2	A	Garrie WHITTAKER	BMW E36 M3	1:09.602	16	17			75.30
2	14	I	Colin WELLS	BMW M3	1:09.747	14	16	0.145	0.145	75.15
3	6	A	Stephen PEARSON	BMW M3	1:11.861	14	16	2.259	2.114	72.94
4	30	B	Richard MARSH	BMW E36 M3	1:14.004	15	16	4.402	2.143	70.82
5	57	C	Darren FIELDING	BMW 318 compact	1:14.239	15	15	4.637	0.235	70.60
6	8	A	Graham HEARD	BMW 3 Series	1:14.434	6	10	4.832	0.195	70.41
7	81	D	Richard BACON	BMW E36 318i	1:15.452	15	15	5.850	1.018	69.46
8	90	D	Mike HIBBERT	BMW E36 318is	1:15.505	9	10	5.903	0.053	69.42
9	41	B	Stuart LAWS	BMW E36 M3	1:15.515	15	15	5.913	0.010	69.41
10	21	A	James CARD	BMW E46 M3	1:15.710	13	15	6.108	0.195	69.23
11	70	D	Robert SALISBURY	BMW 318is	1:15.778	9	12	6.176	0.068	69.17
12	55	C	Simon HUDSON	BMW E30	1:15.790	13	15	6.188	0.012	69.15
13	32	B	Rodger CARD	BMW E30 M3	1:16.136	13	15	6.534	0.346	68.84
14	88	D	Paul BELLAMY	BMW 318is	1:16.220	14	15	6.618	0.084	68.76
15	28	B	Adrian GILBERT	BMW M3 E36	1:16.309	12	14	6.707	0.089	68.68
16	83	D	Matthew FIELDING	BMW 318 Coupe	1:16.740	10	15	7.138	0.431	68.30
17	50	C	Peter MILLER	BMW E36 328i	1:17.603	15	15	8.001	0.863	67.54
18	87	I	Roger LAVENDER	BMW 318	1:17.809	12	14	8.207	0.206	67.36
19	69	D	James FORD	BMW E36 318ti	1:18.593	14	15	8.991	0.784	66.69
20	91	D	Darren BECKLY	BMW E36 Coupe	1:18.639	13	15	9.037	0.046	66.65
21	96	I	Karl JONES	BMW compact	1:20.336	10	14	10.734	1.697	65.24
22	77	D	John BRABBIN	BMW 318	1:20.668	12	14	11.066	0.332	64.97
23	73	I	John JONES	BMW 318is	1:23.005	13	14	13.403	2.337	63.14
24	76	D	Douglas SIMMEN	BMW 318is	1:25.162	9	14	15.560	2.157	61.54
25	74	D	Ralph KIRK	BMW 318is	1:26.280	12	13	16.678	1.118	60.75

Weather / Track : Cloudy / Wet  
 These results are provisional until the conclusion of any judicial and technical matters.

Pembrey  
 Circuit Length = 1.4560 miles  
 Start: 10:57 End: 11:19

Clerk of Course :		Timekeeper :
-------------------	--	--------------

# Kumho BMW Championship

## QUALIFYING - RACE 1 - LAP ANALYSIS

<b>2</b>	<b>Garrie WHITTAKER</b>		A BMW E36 M3				
1 -	1:28.044	+ 18.442	10:59:10.931	10 -	1:12.118	+ 2.516	11:10:10.884
2 -	1:20.821	+ 11.219	11:00:31.752	11 -	1:12.037	+ 2.435	11:11:22.921
3 -	1:12.974	+ 3.372	11:01:44.726	12 -	1:11.522	+ 1.920	11:12:34.443
4 -	1:11.603	+ 2.001	11:02:56.329	13 -	1:10.606	+ 1.004	11:13:45.049
5 -	1:12.758	+ 3.156	11:04:09.087	14 -	1:10.505	+ 0.903	11:14:55.554
6 -	1:12.926	+ 3.324	11:05:22.013	15 -	1:10.317	+ 0.715	11:16:05.871
7 -	1:12.943	+ 3.341	11:06:34.956	16 -	<b>1:09.602</b>		<b>11:17:15.473</b>
8 -	1:12.885	+ 3.283	11:07:47.841	17 -	1:15.568	+ 5.966	11:18:31.041
9 -	1:10.925	+ 1.323	11:08:58.766				
<b>6</b>	<b>Stephen PEARSON</b>		A BMW M3				
1 -	1:21.902	+ 10.041	10:59:12.118	9 -	1:16.079	+ 4.218	11:09:11.487
2 -	1:15.478	+ 3.617	11:00:27.596	10 -	1:13.178	+ 1.317	11:10:24.665
3 -	1:13.731	+ 1.870	11:01:41.327	11 -	1:14.009	+ 2.148	11:11:38.674
4 -	1:13.651	+ 1.790	11:02:54.978	12 -	1:12.674	+ 0.813	11:12:51.348
5 -	1:15.391	+ 3.530	11:04:10.369	13 -	1:13.520	+ 1.659	11:14:04.868
6 -	1:15.640	+ 3.779	11:05:26.009	14 -	<b>1:11.861</b>		<b>11:15:16.729</b>
7 -	1:14.196	+ 2.335	11:06:40.205	15 -	1:13.432	+ 1.571	11:16:30.161
8 -	1:15.203	+ 3.342	11:07:55.408	16 -	1:14.238	+ 2.377	11:17:44.399
<b>8</b>	<b>Graham HEARD</b>		A BMW 3 Series				
1 -	1:23.340	+ 8.906	10:59:29.491	6 -	<b>1:14.434</b>		<b>11:05:48.765</b>
2 -	1:18.696	+ 4.262	11:00:48.187	7 -	1:15.431	+ 0.997	11:07:04.196
3 -	1:15.150	+ 0.716	11:02:03.337	8 -	1:14.680	+ 0.246	11:08:18.876
4 -	1:16.019	+ 1.585	11:03:19.356	9 -	1:16.268	+ 1.834	11:09:35.144
5 -	1:14.975	+ 0.541	11:04:34.331	10 -	1:45.835 P	+ 31.401	11:11:20.979
<b>14</b>	<b>Colin WELLS</b>		I BMW M3				
1 -	1:25.228	+ 15.481	10:59:09.722	9 -	1:10.232	+ 0.485	11:08:56.835
2 -	1:15.545	+ 5.798	11:00:25.267	10 -	1:17.507	+ 7.760	11:10:14.342
3 -	1:13.679	+ 3.932	11:01:38.946	11 -	1:20.623	+ 10.876	11:11:34.965
4 -	1:12.335	+ 2.588	11:02:51.281	12 -	1:09.908	+ 0.161	11:12:44.873
5 -	1:16.493	+ 6.746	11:04:07.774	13 -	1:27.200	+ 17.453	11:14:12.073
6 -	1:13.201	+ 3.454	11:05:20.975	14 -	<b>1:09.747</b>		<b>11:15:21.820</b>
7 -	1:12.357	+ 2.610	11:06:33.332	15 -	1:34.937	+ 25.190	11:16:56.757
8 -	1:13.271	+ 3.524	11:07:46.603	16 -	1:10.023	+ 0.276	11:18:06.780
<b>21</b>	<b>James CARD</b>		A BMW E46 M3				
1 -	1:22.777	+ 7.067	10:59:48.878	9 -	1:17.165	+ 1.455	11:10:34.203
2 -	1:22.194	+ 6.484	11:01:11.072	10 -	1:17.810	+ 2.100	11:11:52.013
3 -	1:21.306	+ 5.596	11:02:32.378	11 -	1:19.155	+ 3.445	11:13:11.168
4 -	1:21.495	+ 5.785	11:03:53.873	12 -	1:16.505	+ 0.795	11:14:27.673
5 -	1:19.156	+ 3.446	11:05:13.029	13 -	<b>1:15.710</b>		<b>11:15:43.383</b>
6 -	1:18.746	+ 3.036	11:06:31.775	14 -	1:16.984	+ 1.274	11:17:00.367
7 -	1:26.740	+ 11.030	11:07:58.515	15 -	1:48.842	+ 33.132	11:18:49.209
8 -	1:18.523	+ 2.813	11:09:17.038				
<b>28</b>	<b>Adrian GILBERT</b>		B BMW M3 E36				
1 -	1:27.908	+ 11.599	10:59:43.242	8 -	1:21.595	+ 5.286	11:09:32.293
2 -	1:31.845	+ 15.536	11:01:15.087	9 -	1:24.818	+ 8.509	11:10:57.111
3 -	1:25.273	+ 8.964	11:02:40.360	10 -	1:17.885	+ 1.576	11:12:14.996
4 -	1:21.322	+ 5.013	11:04:01.682	11 -	1:21.886	+ 5.577	11:13:36.882
5 -	1:24.042	+ 7.733	11:05:25.724	12 -	<b>1:16.309</b>		<b>11:14:53.191</b>
6 -	1:24.555	+ 8.246	11:06:50.279	13 -	1:19.790	+ 3.481	11:16:12.981
7 -	1:20.419	+ 4.110	11:08:10.698	14 -	1:18.617	+ 2.308	11:17:31.598
<b>30</b>	<b>Richard MARSH</b>		B BMW E36 M3				
1 -	1:26.506	+ 12.502	10:59:15.189	9 -	1:17.920	+ 3.916	11:09:35.975
2 -	1:22.180	+ 8.176	11:00:37.369	10 -	1:17.618	+ 3.614	11:10:53.593
3 -	1:18.873	+ 4.869	11:01:56.242	11 -	1:16.215	+ 2.211	11:12:09.808
4 -	1:16.744	+ 2.740	11:03:12.986	12 -	1:14.354	+ 0.350	11:13:24.162

Weather / Track : Cloudy / Wet

Pembrey  
Circuit Length = 1.4560 miles  
Start: 10:57 End: 11:19

# Kumho BMW Championship

## QUALIFYING - RACE 1 - LAP ANALYSIS

5 -	1:16.937	+ 2.933	11:04:29.923	13 -	1:14.602	+ 0.598	11:14:38.764
6 -	1:15.871	+ 1.867	11:05:45.794	14 -	1:14.048	+ 0.044	11:15:52.812
7 -	1:15.744	+ 1.740	11:07:01.538	15 -	<b>1:14.004</b>		<b>11:17:06.816</b>
8 -	1:16.517	+ 2.513	11:08:18.055	16 -	1:15.311	+ 1.307	11:18:22.127
<b>32</b>	<b>Rodger CARD</b>			<b>B</b>	<b>BMW E30 M3</b>		
1 -	1:23.061	+ 6.925	10:59:53.093	9 -	1:21.707	+ 5.571	11:10:38.514
2 -	1:20.868	+ 4.732	11:01:13.961	10 -	1:16.308	+ 0.172	11:11:54.822
3 -	1:21.554	+ 5.418	11:02:35.515	11 -	1:17.133	+ 0.997	11:13:11.955
4 -	1:19.115	+ 2.979	11:03:54.630	12 -	1:16.791	+ 0.655	11:14:28.746
5 -	1:19.411	+ 3.275	11:05:14.041	13 -	<b>1:16.136</b>		<b>11:15:44.882</b>
6 -	1:19.585	+ 3.449	11:06:33.626	14 -	1:17.062	+ 0.926	11:17:01.944
7 -	1:20.908	+ 4.772	11:07:54.534	15 -	1:21.805	+ 5.669	11:18:23.749
8 -	1:22.273	+ 6.137	11:09:16.807				
<b>41</b>	<b>Stuart LAWS</b>			<b>B</b>	<b>BMW E36 M3</b>		
1 -	1:25.284	+ 9.769	10:59:34.741	9 -	1:16.525	+ 1.010	11:10:06.284
2 -	1:20.947	+ 5.432	11:00:55.688	10 -	1:16.507	+ 0.992	11:11:22.791
3 -	1:21.700	+ 6.185	11:02:17.388	11 -	1:17.967	+ 2.452	11:12:40.758
4 -	1:19.743	+ 4.228	11:03:37.131	12 -	1:16.226	+ 0.711	11:13:56.984
5 -	1:19.845	+ 4.330	11:04:56.976	13 -	1:17.591	+ 2.076	11:15:14.575
6 -	1:17.123	+ 1.608	11:06:14.099	14 -	1:19.216	+ 3.701	11:16:33.791
7 -	1:17.084	+ 1.569	11:07:31.183	15 -	<b>1:15.515</b>		<b>11:17:49.306</b>
8 -	1:18.576	+ 3.061	11:08:49.759				
<b>50</b>	<b>Peter MILLER</b>			<b>C</b>	<b>BMW E36 328i</b>		
1 -	1:25.177	+ 7.574	10:59:17.359	9 -	1:20.476	+ 2.873	11:10:00.867
2 -	1:21.201	+ 3.598	11:00:38.560	10 -	1:18.624	+ 1.021	11:11:19.491
3 -	1:21.370	+ 3.767	11:01:59.930	11 -	1:19.973	+ 2.370	11:12:39.464
4 -	1:20.271	+ 2.668	11:03:20.201	12 -	1:19.032	+ 1.429	11:13:58.496
5 -	1:20.202	+ 2.599	11:04:40.403	13 -	1:18.142	+ 0.539	11:15:16.638
6 -	1:19.871	+ 2.268	11:06:00.274	14 -	1:19.464	+ 1.861	11:16:36.102
7 -	1:20.356	+ 2.753	11:07:20.630	15 -	<b>1:17.603</b>		<b>11:17:53.705</b>
8 -	1:19.761	+ 2.158	11:08:40.391				
<b>55</b>	<b>Simon HUDSON</b>			<b>C</b>	<b>BMW E30</b>		
1 -	1:26.258	+ 10.468	10:59:15.861	9 -	1:16.339	+ 0.549	11:09:33.364
2 -	1:18.494	+ 2.704	11:00:34.355	10 -	1:18.090	+ 2.300	11:10:51.454
3 -	1:17.697	+ 1.907	11:01:52.052	11 -	1:18.353	+ 2.563	11:12:09.807
4 -	1:17.183	+ 1.393	11:03:09.235	12 -	1:16.275	+ 0.485	11:13:26.082
5 -	1:17.580	+ 1.790	11:04:26.815	13 -	<b>1:15.790</b>		<b>11:14:41.872</b>
6 -	1:16.550	+ 0.760	11:05:43.365	14 -	1:32.054	+ 16.264	11:16:13.926
7 -	1:15.970	+ 0.180	11:06:59.335	15 -	1:28.358	+ 12.568	11:17:42.284
8 -	1:17.690	+ 1.900	11:08:17.025				
<b>57</b>	<b>Darren FIELDING</b>			<b>C</b>	<b>BMW 318 compact</b>		
1 -	1:23.179	+ 8.940	10:59:54.067	9 -	1:16.843	+ 2.604	11:10:31.445
2 -	1:20.515	+ 6.276	11:01:14.582	10 -	1:16.357	+ 2.118	11:11:47.802
3 -	1:21.533	+ 7.294	11:02:36.115	11 -	1:15.009	+ 0.770	11:13:02.811
4 -	1:19.331	+ 5.092	11:03:55.446	12 -	1:14.677	+ 0.438	11:14:17.488
5 -	1:21.239	+ 7.000	11:05:16.685	13 -	1:15.189	+ 0.950	11:15:32.677
6 -	1:18.356	+ 4.117	11:06:35.041	14 -	1:14.979	+ 0.740	11:16:47.656
7 -	1:20.303	+ 6.064	11:07:55.344	15 -	<b>1:14.239</b>		<b>11:18:01.895</b>
8 -	1:19.258	+ 5.019	11:09:14.602				
<b>69</b>	<b>James FORD</b>			<b>D</b>	<b>BMW E36 318ti</b>		
1 -	1:30.531	+ 11.938	10:59:27.270	9 -	1:20.084	+ 1.491	11:10:32.565
2 -	1:26.996	+ 8.403	11:00:54.266	10 -	1:19.295	+ 0.702	11:11:51.860
3 -	1:25.726	+ 7.133	11:02:19.992	11 -	1:20.638	+ 2.045	11:13:12.498
4 -	1:24.432	+ 5.839	11:03:44.424	12 -	1:21.000	+ 2.407	11:14:33.498
5 -	1:21.841	+ 3.248	11:05:06.265	13 -	1:18.826	+ 0.233	11:15:52.324
6 -	1:22.482	+ 3.889	11:06:28.747	14 -	<b>1:18.593</b>		<b>11:17:10.917</b>
7 -	1:21.990	+ 3.397	11:07:50.737	15 -	1:25.126	+ 6.533	11:18:36.043

Weather / Track : Cloudy / Wet

Pembrey  
Circuit Length = 1.4560 miles  
Start: 10:57 End: 11:19

# Kumho BMW Championship

## QUALIFYING - RACE 1 - LAP ANALYSIS

8 -	1:21.744	+ 3.151	11:09:12.481			
<b>70</b>	<b>Robert SALISBURY</b> D BMW 318is					
1 -	1:25.727	+ 9.949	10:59:35.993	7 -	1:16.953	+ 1.175 11:07:28.589
2 -	1:20.192	+ 4.414	11:00:56.185	8 -	1:18.897	+ 3.119 11:08:47.486
3 -	1:22.464	+ 6.686	11:02:18.649	9 -	<b>1:15.778</b>	<b>11:10:03.264</b>
4 -	1:18.920	+ 3.142	11:03:37.569	10 -	1:16.694	+ 0.916 11:11:19.958
5 -	1:18.096	+ 2.318	11:04:55.665	11 -	1:17.482	+ 1.704 11:12:37.440
6 -	1:15.971	+ 0.193	11:06:11.636	12 -	1:18.138	+ 2.360 11:13:55.578
<b>73</b>	<b>John JONES</b> I BMW 318is					
1 -	1:28.347	+ 5.342	10:59:27.645	8 -	1:23.878	+ 0.873 11:09:24.057
2 -	1:25.962	+ 2.957	11:00:53.607	9 -	1:23.797	+ 0.792 11:10:47.854
3 -	1:25.722	+ 2.717	11:02:19.329	10 -	1:24.485	+ 1.480 11:12:12.339
4 -	1:24.083	+ 1.078	11:03:43.412	11 -	1:26.088	+ 3.083 11:13:38.427
5 -	1:25.622	+ 2.617	11:05:09.034	12 -	1:23.302	+ 0.297 11:15:01.729
6 -	1:26.874	+ 3.869	11:06:35.908	13 -	<b>1:23.005</b>	<b>11:16:24.734</b>
7 -	1:24.271	+ 1.266	11:08:00.179	14 -	1:23.522	+ 0.517 11:17:48.256
<b>74</b>	<b>Ralph KIRK</b> D BMW 318is					
1 -	1:36.763	+ 10.483	10:59:42.624	8 -	1:29.518	+ 3.238 11:10:08.469
2 -	1:30.561	+ 4.281	11:01:13.185	9 -	1:33.408	+ 7.128 11:11:41.877
3 -	1:32.327	+ 6.047	11:02:45.512	10 -	1:29.776	+ 3.496 11:13:11.653
4 -	1:28.162	+ 1.882	11:04:13.674	11 -	1:28.951	+ 2.671 11:14:40.604
5 -	1:29.332	+ 3.052	11:05:43.006	12 -	<b>1:26.280</b>	<b>11:16:06.884</b>
6 -	1:27.655	+ 1.375	11:07:10.661	13 -	1:27.186	+ 0.906 11:17:34.070
7 -	1:28.290	+ 2.010	11:08:38.951			
<b>76</b>	<b>Douglas SIMMEN</b> D BMW 318is					
1 -	1:30.786	+ 5.624	10:59:26.818	8 -	1:28.213	+ 3.051 11:09:54.502
2 -	1:32.014	+ 6.852	11:00:58.832	9 -	<b>1:25.162</b>	<b>11:11:19.664</b>
3 -	1:27.761	+ 2.599	11:02:26.593	10 -	1:27.560	+ 2.398 11:12:47.224
4 -	1:30.872	+ 5.710	11:03:57.465	11 -	1:27.683	+ 2.521 11:14:14.907
5 -	1:31.627	+ 6.465	11:05:29.092	12 -	1:26.745	+ 1.583 11:15:41.652
6 -	1:27.517	+ 2.355	11:06:56.609	13 -	1:27.085	+ 1.923 11:17:08.737
7 -	1:29.680	+ 4.518	11:08:26.289	14 -	1:32.205	+ 7.043 11:18:40.942
<b>77</b>	<b>John BRABBIN</b> D BMW 318					
1 -	1:32.069	+ 11.401	10:59:36.183	8 -	1:26.337	+ 5.669 11:09:35.302
2 -	1:25.839	+ 5.171	11:01:02.022	9 -	1:24.911	+ 4.243 11:11:00.213
3 -	1:25.152	+ 4.484	11:02:27.174	10 -	1:22.689	+ 2.021 11:12:22.902
4 -	1:26.852	+ 6.184	11:03:54.026	11 -	1:23.265	+ 2.597 11:13:46.167
5 -	1:26.188	+ 5.520	11:05:20.214	12 -	<b>1:20.668</b>	<b>11:15:06.835</b>
6 -	1:24.418	+ 3.750	11:06:44.632	13 -	1:20.911	+ 0.243 11:16:27.746
7 -	1:24.333	+ 3.665	11:08:08.965	14 -	1:22.448	+ 1.780 11:17:50.194
<b>81</b>	<b>Richard BACON</b> D BMW E36 318i					
1 -	1:23.751	+ 8.299	10:59:31.930	9 -	1:16.999	+ 1.547 11:09:52.726
2 -	1:20.900	+ 5.448	11:00:52.830	10 -	1:16.888	+ 1.436 11:11:09.614
3 -	1:17.775	+ 2.323	11:02:10.605	11 -	1:15.694	+ 0.242 11:12:25.308
4 -	1:17.125	+ 1.673	11:03:27.730	12 -	1:19.270	+ 3.818 11:13:44.578
5 -	1:17.809	+ 2.357	11:04:45.539	13 -	1:15.958	+ 0.506 11:15:00.536
6 -	1:16.175	+ 0.723	11:06:01.714	14 -	1:18.354	+ 2.902 11:16:18.890
7 -	1:16.740	+ 1.288	11:07:18.454	15 -	<b>1:15.452</b>	<b>11:17:34.342</b>
8 -	1:17.273	+ 1.821	11:08:35.727			
<b>83</b>	<b>Matthew FIELDING</b> D BMW 318 Coupe					
1 -	1:23.189	+ 6.449	10:59:55.535	9 -	1:19.280	+ 2.540 11:10:45.453
2 -	1:20.406	+ 3.666	11:01:15.941	10 -	<b>1:16.740</b>	<b>11:12:02.193</b>
3 -	1:24.921	+ 8.181	11:02:40.862	11 -	1:17.292	+ 0.552 11:13:19.485
4 -	1:21.260	+ 4.520	11:04:02.122	12 -	1:17.301	+ 0.561 11:14:36.786
5 -	1:25.026	+ 8.286	11:05:27.148	13 -	1:17.683	+ 0.943 11:15:54.469
6 -	1:20.197	+ 3.457	11:06:47.345	14 -	1:17.036	+ 0.296 11:17:11.505

Weather / Track : Cloudy / Wet

Pembrey  
Circuit Length = 1.4560 miles  
Start: 10:57 End: 11:19

# Kumho BMW Championship

## QUALIFYING - RACE 1 - LAP ANALYSIS

7 -	1:20.682	+ 3.942	11:08:08.027	15 -	1:19.327	+ 2.587	11:18:30.832
8 -	1:18.146	+ 1.406	11:09:26.173				
<b>87</b>	<b>Roger LAVENDER</b>			I	BMW 318		
1 -	1:23.542	+ 5.733	10:59:57.221	8 -	1:20.504	+ 2.695	11:09:29.748
2 -	1:20.111	+ 2.302	11:01:17.332	9 -	1:20.440	+ 2.631	11:10:50.188
3 -	1:24.714	+ 6.905	11:02:42.046	10 -	1:22.849	+ 5.040	11:12:13.037
4 -	1:20.910	+ 3.101	11:04:02.956	11 -	1:20.257	+ 2.448	11:13:33.294
5 -	1:24.245	+ 6.436	11:05:27.201	12 -	<b>1:17.809</b>		<b>11:14:51.103</b>
6 -	1:21.394	+ 3.585	11:06:48.595	13 -	1:18.793	+ 0.984	11:16:09.896
7 -	1:20.649	+ 2.840	11:08:09.244	14 -	1:19.568	+ 1.759	11:17:29.464
<b>88</b>	<b>Paul BELLAMY</b>			D	BMW 318is		
1 -	1:22.884	+ 6.664	10:59:03.040	9 -	1:17.512	+ 1.292	11:09:38.630
2 -	1:19.476	+ 3.256	11:00:22.516	10 -	1:28.140	+ 11.920	11:11:06.770
3 -	1:21.439	+ 5.219	11:01:43.955	11 -	1:16.756	+ 0.536	11:12:23.526
4 -	1:19.502	+ 3.282	11:03:03.457	12 -	1:16.935	+ 0.715	11:13:40.461
5 -	1:18.305	+ 2.085	11:04:21.762	13 -	1:18.373	+ 2.153	11:14:58.834
6 -	1:18.618	+ 2.398	11:05:40.380	14 -	<b>1:16.220</b>		<b>11:16:15.054</b>
7 -	1:17.765	+ 1.545	11:06:58.145	15 -	1:17.234	+ 1.014	11:17:32.288
8 -	1:22.973	+ 6.753	11:08:21.118				
<b>90</b>	<b>Mike HIBBERT</b>			D	BMW E36 318is		
1 -	1:22.412	+ 6.907	10:59:49.895	6 -	1:17.476	+ 1.971	11:06:24.716
2 -	1:21.355	+ 5.850	11:01:11.250	7 -	1:17.260	+ 1.755	11:07:41.976
3 -	1:17.585	+ 2.080	11:02:28.835	8 -	1:15.947	+ 0.442	11:08:57.923
4 -	1:19.931	+ 4.426	11:03:48.766	9 -	<b>1:15.505</b>		<b>11:10:13.428</b>
5 -	1:18.474	+ 2.969	11:05:07.240	10 -	1:57.154 P	+ 41.649	11:12:10.582
<b>91</b>	<b>Darren BECKLY</b>			D	BMW E36 Coupe		
1 -	1:29.985	+ 11.346	10:59:30.990	9 -	1:19.862	+ 1.223	11:10:30.376
2 -	1:26.155	+ 7.516	11:00:57.145	10 -	1:19.966	+ 1.327	11:11:50.342
3 -	1:23.303	+ 4.664	11:02:20.448	11 -	1:22.120	+ 3.481	11:13:12.462
4 -	1:24.691	+ 6.052	11:03:45.139	12 -	1:21.710	+ 3.071	11:14:34.172
5 -	1:21.909	+ 3.270	11:05:07.048	13 -	<b>1:18.639</b>		<b>11:15:52.811</b>
6 -	1:22.030	+ 3.391	11:06:29.078	14 -	1:19.953	+ 1.314	11:17:12.764
7 -	1:21.778	+ 3.139	11:07:50.856	15 -	1:22.188	+ 3.549	11:18:34.952
8 -	1:19.658	+ 1.019	11:09:10.514				
<b>96</b>	<b>Karl JONES</b>			I	BMW compact		
1 -	1:28.251	+ 7.915	11:00:04.813	8 -	1:22.789	+ 2.453	11:09:49.958
2 -	1:23.928	+ 3.592	11:01:28.741	9 -	1:20.859	+ 0.523	11:11:10.817
3 -	1:22.515	+ 2.179	11:02:51.256	10 -	<b>1:20.336</b>		<b>11:12:31.153</b>
4 -	1:24.314	+ 3.978	11:04:15.570	11 -	1:21.160	+ 0.824	11:13:52.313
5 -	1:25.804	+ 5.468	11:05:41.374	12 -	1:20.784	+ 0.448	11:15:13.097
6 -	1:24.482	+ 4.146	11:07:05.856	13 -	1:24.651	+ 4.315	11:16:37.748
7 -	1:21.313	+ 0.977	11:08:27.169	14 -	1:20.469	+ 0.133	11:17:58.217

Weather / Track : Cloudy / Wet

Pembrey  
Circuit Length = 1.4560 miles  
Start: 10:57 End: 11:19

# Kumho BMW Championship

## RACE 1 - GRID

ROW 13	1:26.280 74 Ralph KIRK	1:25.162 76 Douglas SIMMEN
ROW 12	1:23.005 73 John JONES	1:20.668 77 John BRABBIN
ROW 11	1:20.336 96 Karl JONES	1:18.639 91 Darren BECKLY
ROW 10	1:18.593 69 James FORD	1:17.809 87 Roger LAVENDER
ROW 9	1:17.603 50 Peter MILLER	1:16.740 83 Matthew FIELDING
ROW 8	1:16.309 28 Adrian GILBERT	1:16.220 88 Paul BELLAMY
ROW 7	1:16.136 32 Rodger CARD	1:15.790 55 Simon HUDSON
ROW 6	1:15.778 70 Robert SALISBURY	1:15.710 21 James CARD
ROW 5	1:15.515 41 Stuart LAWS	1:15.505 90 Mike HIBBERT
ROW 4	1:15.452 81 Richard BACON	1:14.434 8 Graham HEARD
ROW 3	1:14.239 57 Darren FIELDING	1:14.004 30 Richard MARSH
ROW 2	1:11.861 6 Stephen PEARSON	1:09.747 14 Colin WELLS
ROW 1	1:09.602 2 Garrie WHITTAKER	
<b>Pole</b>		
		

Pembrey  
Circuit Length = 1.4560 miles

**These results are provisional until the conclusion of any judicial and technical matters.**

Clerk of Course :		Timekeeper :
-------------------	--	--------------

# Kumho BMW Championship

## RACE 1 - CLASSIFICATION

POS	NO	CL	NAME	ENTRY	LAPS	TIME	GAP	DIFF	MPH	BEST	ON
1	2	A	Garrie WHITTAKER	BMW E36 M3	19	20:22.720			81.44	1:02.760	2
2	14	I	Colin WELLS	BMW M3	19	20:22.936	0.216	0.216	81.43	1:02.606	2
3	6	A	Stephen PEARSON	BMW M3	19	21:20.081	57.361	57.145	77.79	1:05.971	4
4	8	A	Graham HEARD	BMW 3 Series	19	21:28.451	1:05.731	8.370	77.29	1:06.423	4
5	21	A	James CARD	BMW E46 M3	18	20:27.669	1 lap	1 lap	76.85	1:06.024	4
6	41	B	Stuart LAWS	BMW E36 M3	18	20:49.563	1 lap	21.894	75.50	1:07.468	4
7	32	B	Rodger CARD	BMW E30 M3	18	20:52.687	1 lap	3.124	75.31	1:07.418	9
8	55	C	Simon HUDSON	BMW E30	18	21:18.247	1 lap	25.560	73.81	1:07.964	16
9	88	D	Paul BELLAMY	BMW 318is	18	21:23.891	1 lap	5.644	73.48	1:09.472	4
10	70	D	Robert SALISBURY	BMW 318is	18	21:34.495	1 lap	10.604	72.88	1:09.612	3
11	83	D	Matthew FIELDING	BMW 318 Coupe	17	20:24.342	2 laps	1 lap	72.77	1:09.631	6
12	81	D	Richard BACON	BMW E36 318i	17	20:24.609	2 laps	0.267	72.76	1:10.253	6
13	77	D	John BRABBIN	BMW 318	17	20:59.068	2 laps	34.459	70.77	1:12.370	9
14	74	D	Ralph KIRK	BMW 318is	17	21:01.629	2 laps	2.561	70.62	1:11.922	12
15	69	D	James FORD	BMW E36 318ti	17	21:01.860	2 laps	0.231	70.61	1:11.760	14
16	50	C	Peter MILLER	BMW E36 328i	17	21:11.109	2 laps	9.249	70.10	1:10.959	15
17	91	D	Darren BECKLY	BMW E36 Coupe	17	21:19.133	2 laps	8.024	69.66	1:12.540	11
18	96	I	Karl JONES	BMW compact	17	21:19.417	2 laps	0.284	69.64	1:12.720	10
19	87	I	Roger LAVENDER	BMW 318	17	21:19.944	2 laps	0.527	69.61	1:12.837	10
20	73	I	John JONES	BMW 318is	16	20:37.936	3 laps	1 lap	67.74	1:14.061	12
21	30	B	Richard MARSH	BMW E36 M3	16	20:58.427	3 laps	20.491	66.64	1:06.911	14
22	76	D	Douglas SIMMEN	BMW 318is	16	21:42.204	3 laps	43.777	64.40	1:16.756	13

### NOT CLASSIFIED

DNF	28	B	Adrian GILBERT	BMW M3 E36	17	19:48.836	2 laps		74.95	1:07.608	16
DNF	90	D	Mike HIBBERT	BMW E36 318is	15	18:18.361	4 laps	2 laps	71.58	1:10.681	6
DNF	57	C	Darren FIELDING	BMW 318 compact	0						

### FASTEST LAP

14	I	Colin WELLS	BMW M3	2	1:02.606	83.72 mph	134.73 kph
2	A	Garrie WHITTAKER	BMW E36 M3	2	1:02.760	83.51 mph	134.40 kph
30	B	Richard MARSH	BMW E36 M3	14	1:06.911	78.33 mph	126.07 kph
55	C	Simon HUDSON	BMW E30	16	1:07.964	77.12 mph	124.11 kph
88	D	Paul BELLAMY	BMW 318is	4	1:09.472	75.44 mph	121.42 kph

Weather / Track : Cloudy / Dry

These results are provisional until the conclusion of any judicial and technical matters.

Pembrey

Circuit Length = 1.4560 miles

Start: 14:19 End: 14:41

Clerk of Course :	Timekeeper :
-------------------	--------------

# Kumho BMW Championship

## RACE 1 - LAP CHART

Lap 1			Lap 2			Lap 3			Lap 4			Lap 5		
No	Behind	Laptime	No	Behind	Laptime	No	Behind	Laptime	No	Behind	Laptime	No	Behind	Laptime
2		1:08.513	2		1:02.760	2		1:02.992	2		1:03.614	2		1:03.931
14	0.804	1:09.317	14	0.650	1:02.606	14	0.383	1:02.725	14	0.259	1:03.490	14	0.413	1:04.085
6	5.308	1:13.821	6	9.085	1:06.537	6	12.483	1:06.390	76	1 LAP	1:21.230	73	1 LAP	1:17.496
8	7.547	1:16.060	8	11.671	1:06.884	8	15.523	1:06.844	6	14.840	1:05.971	6	17.511	1:06.602
21	7.859	1:16.372	21	12.788	1:07.689	21	16.521	1:06.725	8	18.332	1:06.423	8	21.398	1:06.997
41	10.421	1:18.934	41	15.970	1:08.309	41	20.698	1:07.720	21	18.931	1:06.024	21	22.027	1:07.027
81	11.004	1:19.517	81	19.344	1:11.100	81	27.654	1:11.302	41	24.552	1:07.468	41	29.080	1:08.459
90	12.334	1:20.847	55	21.533	1:10.797	55	28.007	1:09.466	55	33.219	1:08.826	76	1 LAP	1:22.393
32	12.361	1:20.874	90	22.276	1:12.702	28	28.492	1:09.026	28	34.623	1:09.745	55	37.945	1:08.657
55	13.496	1:22.009	28	22.458	1:10.245	88	29.933	1:09.936	81	35.440	1:11.400	28	39.438	1:08.746
88	14.460	1:22.973	88	22.989	1:11.289	90	31.447	1:12.163	88	35.791	1:09.472	81	41.979	1:10.470
28	14.973	1:23.486	70	25.138	1:11.995	70	31.758	1:09.612	70	39.194	1:11.050	88	42.395	1:10.535
70	15.903	1:24.416	83	26.645	1:12.351	83	33.749	1:10.096	32	40.392	1:07.498	32	44.307	1:07.846
83	17.054	1:25.567	50	30.639	1:14.249	32	36.508	1:08.116	90	41.784	1:13.951	70	46.599	1:11.336
50	19.150	1:27.663	77	30.994	1:13.632	50	41.635	1:13.988	83	42.557	1:12.422	83	50.649	1:12.023
77	20.122	1:28.635	32	31.384	1:21.783	77	42.245	1:14.243	50	52.413	1:14.392	90	56.853	1:19.000
69	20.656	1:29.169	69	31.601	1:13.705	69	42.572	1:13.963	77	53.053	1:14.422	77	1:02.129	1:13.007
91	22.319	1:30.832	91	34.235	1:14.676	74	45.140	1:13.662	69	53.315	1:14.357	69	1:03.709	1:14.325
96	22.557	1:31.070	74	34.470	1:14.398	96	46.721	1:14.489	74	53.914	1:12.388	74	1:04.190	1:14.207
74	22.832	1:31.345	96	35.224	1:15.427	91	47.473	1:16.230	96	57.149	1:14.042			
87	23.291	1:31.804	87	35.748	1:15.217	87	47.839	1:15.083	91	57.668	1:13.809			
73	27.925	1:36.438	73	43.272	1:18.107	30	52.977	1:09.577	87	58.017	1:13.792			
76	38.772	1:47.285	30	46.392	1:09.170	73	57.809	1:17.529						
30	39.982	1:48.495	76	58.618	1:22.606									

Weather / Track : Cloudy / Dry

Pembrey  
Circuit Length = 1.4560 miles  
Start: 14:19 End: 14:41

# Kumho BMW Championship

## RACE 1 - LAP CHART

Lap 6			Lap 7			Lap 8			Lap 9			Lap 10		
No	Behind	Laptime	No	Behind	Laptime	No	Behind	Laptime	No	Behind	Laptime	No	Behind	Laptime
2		1:04.577	2		1:03.740	2		1:03.921	2		1:04.660	2		1:04.025
14	0.599	1:04.763	14	1.095	1:04.236	14	0.884	1:03.710	14	0.273	1:04.049	14	0.704	1:04.456
50	1 LAP	1:17.609	77	1 LAP	1:13.142	76	2 LAPS	1:22.982	83	1 LAP	1:11.267	81	1 LAP	1:11.584
91	1 LAP	1:14.301	69	1 LAP	1:12.748	90	1 LAP	1:12.953	70	1 LAP	1:11.741	88	1 LAP	1:12.066
96	1 LAP	1:16.223	74	1 LAP	1:12.567	77	1 LAP	1:13.064	90	1 LAP	1:11.758	83	1 LAP	1:09.892
87	1 LAP	1:15.749	50	1 LAP	1:14.625	69	1 LAP	1:12.137	76	2 LAPS	1:19.375	70	1 LAP	1:09.707
73	1 LAP	1:16.615	91	1 LAP	1:13.574	74	1 LAP	1:12.108	77	1 LAP	1:12.547	90	1 LAP	1:11.691
6	19.836	1:06.902	96	1 LAP	1:13.221	50	1 LAP	1:14.517	69	1 LAP	1:12.617	76	2 LAPS	1:17.333
8	24.026	1:07.205	87	1 LAP	1:13.458	96	1 LAP	1:13.156	74	1 LAP	1:12.659	77	1 LAP	1:12.370
21	24.563	1:07.113	6	22.758	1:06.662	91	1 LAP	1:14.614	6	29.473	1:08.289	69	1 LAP	1:12.565
41	32.857	1:08.354	8	28.118	1:07.832	87	1 LAP	1:13.204	50	1 LAP	1:15.001	74	1 LAP	1:12.389
P30	2 LAPS	2:55.410 P	21	28.691	1:07.868	6	25.844	1:07.007	91	1 LAP	1:14.534	6	33.045	1:07.597
55	43.009	1:09.641	73	1 LAP	1:16.353	8	30.772	1:06.575	8	34.048	1:07.936	8	36.789	1:06.766
28	43.606	1:08.745	41	37.594	1:08.477	21	31.689	1:06.919	21	34.955	1:07.926	21	41.175	1:10.245
76	1 LAP	1:19.369	55	48.321	1:09.052	41	42.739	1:09.066	87	1 LAP	1:15.497	91	1 LAP	1:13.520
81	47.655	1:10.253	28	48.865	1:08.999	73	1 LAP	1:16.228	96	1 LAP	1:17.523	50	1 LAP	1:14.453
32	48.136	1:08.406	30	2 LAPS	1:18.917	55	53.377	1:08.977	41	46.909	1:08.830	87	1 LAP	1:13.685
88	48.749	1:10.931	32	53.080	1:08.684	28	53.751	1:08.807	73	1 LAP	1:15.550	96	1 LAP	1:13.654
70	52.230	1:10.208	81	55.351	1:11.436	30	2 LAPS	1:08.026	55	57.370	1:08.653	41	51.648	1:08.764
83	55.703	1:09.631	88	55.700	1:10.691	32	56.670	1:07.511	28	57.936	1:08.845	55	1:02.819	1:09.474
90	1:02.957	1:10.681	83	1:02.302	1:10.339	81	1:02.127	1:10.697	30	2 LAPS	1:07.796	32	1:03.743	1:08.340
			70	1:02.798	1:14.308	88	1:02.637	1:10.858	32	59.428	1:07.418	28	1:04.157	1:10.246

Weather / Track : Cloudy / Dry

Pembrey  
Circuit Length = 1.4560 miles  
Start: 14:19 End: 14:41

# Kumho BMW Championship

## RACE 1 - LAP CHART

Lap 11			Lap 12			Lap 13			Lap 14			Lap 15		
No	Behind	Laptime	No	Behind	Laptime	No	Behind	Laptime	No	Behind	Laptime	No	Behind	Laptime
2		1:04.645	2		1:04.425	2		1:03.726	2		1:05.104	2		1:05.056
14	0.237	1:04.178	14	0.557	1:04.745	14	0.738	1:03.907	14	0.579	1:04.945	14	0.253	1:04.730
30	3 LAPS	1:10.917	32	1 LAP	1:09.029	32	1 LAP	1:07.580	41	1 LAP	1:11.013	77	2 LAPS	1:13.988
73	2 LAPS	1:16.388	55	1 LAP	1:10.114	55	1 LAP	1:08.472	91	2 LAPS	1:14.989	74	2 LAPS	1:14.134
81	1 LAP	1:11.070	28	1 LAP	1:09.490	28	1 LAP	1:08.553	50	2 LAPS	1:14.249	69	2 LAPS	1:14.731
88	1 LAP	1:10.425	30	3 LAPS	1:09.959	30	3 LAPS	1:07.849	87	2 LAPS	1:14.214	41	1 LAP	1:08.761
83	1 LAP	1:10.489	73	2 LAPS	1:15.208	88	1 LAP	1:10.208	96	2 LAPS	1:14.069	91	2 LAPS	1:13.208
70	1 LAP	1:10.485	88	1 LAP	1:10.308	73	2 LAPS	1:14.935	32	1 LAP	1:08.205	50	2 LAPS	1:11.993
90	1 LAP	1:11.266	81	1 LAP	1:14.426	81	1 LAP	1:11.745	76	3 LAPS	1:21.035	32	1 LAP	1:08.932
6	34.972	1:06.572	83	1 LAP	1:10.231	83	1 LAP	1:11.547	55	1 LAP	1:08.192	55	1 LAP	1:08.872
8	39.329	1:07.185	70	1 LAP	1:09.788	70	1 LAP	1:11.247	28	1 LAP	1:07.940	28	1 LAP	1:09.088
77	1 LAP	1:12.918	90	1 LAP	1:11.806	6	39.751	1:06.280	30	3 LAPS	1:08.303	87	2 LAPS	1:14.442
74	1 LAP	1:14.078	6	37.197	1:06.650	8	45.708	1:07.665	88	1 LAP	1:10.763	30	3 LAPS	1:09.033
69	1 LAP	1:14.518	8	41.769	1:06.865	90	1 LAP	1:12.561	73	2 LAPS	1:14.061	96	2 LAPS	1:14.321
21	44.502	1:07.972	77	1 LAP	1:12.809	21	52.452	1:07.102	81	1 LAP	1:11.729	76	3 LAPS	1:18.091
76	2 LAPS	1:20.860	21	49.076	1:08.999	77	1 LAP	1:12.775	70	1 LAP	1:11.580	88	1 LAP	1:10.544
91	1 LAP	1:12.855	74	1 LAP	1:12.326	74	1 LAP	1:11.922	83	1 LAP	1:12.140	70	1 LAP	1:10.946
50	1 LAP	1:13.416	69	1 LAP	1:12.922	69	1 LAP	1:11.821	6	40.986	1:06.339	81	1 LAP	1:12.450
87	1 LAP	1:12.837	76	2 LAPS	1:17.063				8	48.028	1:07.424	83	1 LAP	1:11.485
96	1 LAP	1:12.720	91	1 LAP	1:12.540				90	1 LAP	1:12.279	6	43.801	1:07.871
41	55.251	1:08.248	41	1:01.444	1:10.618				21	54.454	1:07.106	73	2 LAPS	1:16.635
			50	1 LAP	1:13.742							8	50.181	1:07.209
			87	1 LAP	1:13.981							21	57.193	1:07.795
			96	1 LAP	1:13.604							90	1 LAP	1:12.097

Weather / Track : Cloudy / Dry

Pembrey  
 Circuit Length = 1.4560 miles  
 Start: 14:19 End: 14:41

# Kumho BMW Championship

## RACE 1 - LAP CHART

Lap 16			Lap 17			Lap 18			Lap 19		
No	Behind	Laptime	No	Behind	Laptime	No	Behind	Laptime	No	Behind	Laptime
2		1:04.014	2		1:04.234	2		1:04.356	2		1:04.427
14	0.492	1:04.253	14	0.282	1:04.024	14	0.149	1:04.223	14	0.216	1:04.494
77	2 LAPS	1:12.590	90	2 LAPS	1:12.606	73	3 LAPS	1:15.257	83	2 LAPS	1:11.691
74	2 LAPS	1:12.478	41	1 LAP	1:09.733	41	1 LAP	1:08.830	81	2 LAPS	1:12.384
69	2 LAPS	1:11.760	77	2 LAPS	1:12.712	32	1 LAP	1:08.866	21	1 LAP	1:10.071
41	1 LAP	1:08.557	74	2 LAPS	1:13.399	77	2 LAPS	1:13.006	73	3 LAPS	1:15.517
32	1 LAP	1:08.276	69	2 LAPS	1:13.194	74	2 LAPS	1:13.673	41	1 LAP	1:09.422
55	1 LAP	1:09.047	32	1 LAP	1:07.757	55	1 LAP	1:09.566	32	1 LAP	1:07.566
28	1 LAP	1:10.672	55	1 LAP	1:07.964	28	1 LAP	1:08.595	30	3 LAPS	1:09.393
30	3 LAPS	1:10.318	28	1 LAP	1:07.608	30	3 LAPS	1:08.353	77	2 LAPS	1:13.208
50	2 LAPS	1:15.513	30	3 LAPS	1:06.911	69	2 LAPS	1:14.640	74	2 LAPS	1:13.896
91	2 LAPS	1:16.659	50	2 LAPS	1:10.959	50	2 LAPS	1:12.352	69	2 LAPS	1:12.688
87	2 LAPS	1:13.859	91	2 LAPS	1:13.315	91	2 LAPS	1:15.595	50	2 LAPS	1:12.388
96	2 LAPS	1:13.394	96	2 LAPS	1:13.756	96	2 LAPS	1:14.904	55	1 LAP	1:30.468
76	3 LAPS	1:16.756	87	2 LAPS	1:14.459	87	2 LAPS	1:14.506	91	2 LAPS	1:13.882
88	1 LAP	1:09.845	88	1 LAP	1:10.716	6	52.024	1:06.781	96	2 LAPS	1:13.844
6	46.669	1:06.882	6	49.599	1:07.164	88	1 LAP	1:10.693	87	2 LAPS	1:14.157
70	1 LAP	1:11.203	76	3 LAPS	1:17.192	8	1:01.911	1:08.345	6	57.361	1:09.764
81	1 LAP	1:11.626	70	1 LAP	1:10.930	76	3 LAPS	1:18.353	88	1 LAP	1:11.638
83	1 LAP	1:11.674	8	57.922	1:08.551	70	1 LAP	1:11.502	8	1:05.731	1:08.247
8	53.605	1:07.438	81	1 LAP	1:11.420				70	1 LAP	1:12.441
73	2 LAPS	1:15.619	83	1 LAP	1:11.497				76	3 LAPS	1:20.281
21	1:00.898	1:07.719	21	1:03.661	1:06.997						

Weather / Track : Cloudy / Dry

Pembrey  
Circuit Length = 1.4560 miles  
Start: 14:19 End: 14:41

# Kumho BMW Championship

## RACE 7 - GRID

ROW 13	57	Darren FIELDING	90	Mike HIBBERT
ROW 12	28	Adrian GILBERT	76	Douglas SIMMEN
ROW 11	30	Richard MARSH	73	John JONES
ROW 10	87	Roger LAVENDER	96	Karl JONES
ROW 9	91	Darren BECKLY	50	Peter MILLER
ROW 8	69	James FORD	74	Ralph KIRK
ROW 7	77	John BRABBIN	81	Richard BACON
ROW 6	83	Matthew FIELDING	70	Robert SALISBURY
ROW 5	88	Paul BELLAMY	55	Simon HUDSON
ROW 4	32	Rodger CARD	41	Stuart LAWS
ROW 3	21	James CARD	8	Graham HEARD
ROW 2	6	Stephen PEARSON	14	Colin WELLS
ROW 1	2	Garrie WHITTAKER		
<b>Pole</b>				
				

Pembrey  
Circuit Length = 1.4560 miles

**These results are provisional until the conclusion of any judicial and technical matters.**

Clerk of Course :		Timekeeper :
-------------------	--	--------------

# Kumho BMW Championship

## RACE 7 - CLASSIFICATION

POS	NO	CL	NAME	ENTRY	LAPS	TIME	GAP	DIFF	MPH	BEST	ON
1	14	I	Colin WELLS	BMW M3	19	20:24.960			81.30	1:03.018	8
2	2	A	Garrie WHITTAKER	BMW E36 M3	19	20:27.512	2.552	2.552	81.13	1:03.239	8
3	6	A	Stephen PEARSON	BMW M3	19	21:21.585	56.625	54.073	77.70	1:05.800	10
4	8	A	Graham HEARD	BMW 3 Series	18	20:28.343	1 lap	1 lap	76.80	1:06.321	8
5	41	B	Stuart LAWS	BMW E36 M3	18	20:42.893	1 lap	14.550	75.91	1:07.172	13
6	30	B	Richard MARSH	BMW E36 M3	18	20:43.289	1 lap	0.396	75.88	1:06.817	15
7	55	C	Simon HUDSON	BMW E30	18	20:51.809	1 lap	8.520	75.36	1:07.302	15
8	21	A	James CARD	BMW E46 M3	18	20:53.114	1 lap	1.305	75.29	1:06.476	10
9	32	B	Rodger CARD	BMW E30 M3	18	21:03.438	1 lap	10.324	74.67	1:07.645	10
10	57	C	Darren FIELDING	BMW 318 compact	18	21:20.639	1 lap	17.201	73.67	1:07.605	10
11	88	D	Paul BELLAMY	BMW 318is	18	21:23.084	1 lap	2.445	73.53	1:08.884	11
12	70	D	Robert SALISBURY	BMW 318is	18	21:23.726	1 lap	0.642	73.49	1:09.801	17
13	90	D	Mike HIBBERT	BMW E36 318is	17	20:28.178	2 laps	1 lap	72.55	1:09.805	10
14	81	D	Richard BACON	BMW E36 318i	17	20:31.353	2 laps	3.175	72.36	1:10.025	6
15	28	B	Adrian GILBERT	BMW M3 E36	17	20:47.397	2 laps	16.044	71.43	1:08.609	12
16	50	C	Peter MILLER	BMW E36 328i	17	20:53.065	2 laps	5.668	71.11	1:11.340	13
17	96	I	Karl JONES	BMW compact	17	21:02.430	2 laps	9.365	70.58	1:12.063	11
18	77	D	John BRABBIN	BMW 318	17	21:14.959	2 laps	12.529	69.89	1:11.983	15
19	69	D	James FORD	BMW E36 318ti	17	21:15.168	2 laps	0.209	69.87	1:11.030	15
20	91	D	Darren BECKLY	BMW E36 Coupe	17	21:16.218	2 laps	1.050	69.82	1:12.076	14
21	87	I	Roger LAVENDER	BMW 318	17	21:16.461	2 laps	0.243	69.80	1:11.201	17
22	83	D	Matthew FIELDING	BMW 318 Coupe	17	21:26.346	2 laps	9.885	69.27	1:08.953	10
23	73	I	John JONES	BMW 318is	17	21:35.969	2 laps	9.623	68.75	1:13.478	17
24	76	D	Douglas SIMMEN	BMW 318is	16	20:54.479	3 laps	1 lap	66.85	1:14.824	13
25	74	D	Ralph KIRK	BMW 318is	16	21:12.864	3 laps	18.385	65.88	1:12.579	14

### FASTEST LAP

14	I	Colin WELLS	BMW M3	8	1:03.018	83.17 mph	133.85 kph
2	A	Garrie WHITTAKER	BMW E36 M3	8	1:03.239	82.88 mph	133.39 kph
30	B	Richard MARSH	BMW E36 M3	15	1:06.817	78.44 mph	126.24 kph
55	C	Simon HUDSON	BMW E30	15	1:07.302	77.88 mph	125.33 kph
88	D	Paul BELLAMY	BMW 318is	11	1:08.884	76.09 mph	122.45 kph

Weather / Track : Cloudy / Drying

These results are provisional until the conclusion of any judicial and technical matters.

Pembrey

Circuit Length = 1.4560 miles

Start: 10:10 End: 10:32

Clerk of Course :

Timekeeper :

# Kumho BMW Championship

## RACE 7 - LAP CHART

Lap 1			Lap 2			Lap 3			Lap 4			Lap 5		
No	Behind	Laptime	No	Behind	Laptime	No	Behind	Laptime	No	Behind	Laptime	No	Behind	Laptime
2		1:11.223	2		1:03.692	2		1:03.318	2		1:03.659	2		1:04.587
14	1.015	1:12.238	14	1.049	1:03.726	14	0.860	1:03.129	14	1.341	1:04.140	87	1 LAP	1:17.418
6	5.865	1:17.088	6	9.523	1:07.350	6	13.126	1:06.921	6	16.280	1:06.813	14	1.120	1:04.366
8	6.761	1:17.984	8	10.499	1:07.430	8	14.489	1:07.308	8	17.520	1:06.690	76	1 LAP	1:19.496
41	7.856	1:19.079	41	12.396	1:08.232	41	18.230	1:09.152	41	23.774	1:09.203	6	17.942	1:06.249
70	10.445	1:21.668	55	17.356	1:10.312	55	24.443	1:10.405	55	30.592	1:09.808	8	20.065	1:07.132
55	10.736	1:21.959	70	18.971	1:12.218	32	25.490	1:09.595	32	32.037	1:10.206	41	28.402	1:09.215
32	11.966	1:23.189	32	19.213	1:10.939	70	26.937	1:11.284	30	32.259	1:08.258	55	35.751	1:09.746
21	14.127	1:25.350	21	20.710	1:10.275	21	27.533	1:10.141	21	34.779	1:10.905	30	36.178	1:08.506
81	15.086	1:26.309	30	21.672	1:09.324	30	27.660	1:09.306	70	35.186	1:11.908	32	37.997	1:10.547
88	15.666	1:26.889	81	23.111	1:11.717	81	30.972	1:11.179	81	38.693	1:11.380	21	39.956	1:09.764
90	15.945	1:27.168	88	24.202	1:12.228	88	31.640	1:10.756	88	39.113	1:11.132	70	41.889	1:11.290
30	16.040	1:27.263	90	25.255	1:13.002	90	32.435	1:10.498	90	40.012	1:11.236	81	45.083	1:10.977
50	17.128	1:28.351	50	27.436	1:14.000	83	36.833	1:12.351	83	44.354	1:11.180	88	45.557	1:11.031
83	17.436	1:28.659	83	27.800	1:14.056	50	38.942	1:14.824	50	48.376	1:13.093	90	45.961	1:10.536
96	19.114	1:30.337	96	28.448	1:13.026	96	39.564	1:14.434	96	48.675	1:12.770	83	50.462	1:10.695
74	19.568	1:30.791	74	31.350	1:15.474	74	43.866	1:15.834	57	54.241	1:13.889	96	57.447	1:13.359
77	19.977	1:31.200	77	32.054	1:15.769	57	44.011	1:13.997	74	55.960	1:15.753	50	58.522	1:14.733
69	20.434	1:31.657	69	32.328	1:15.586	77	45.160	1:16.424	77	56.661	1:15.160	57	1:00.995	1:11.341
73	21.105	1:32.328	57	33.332	1:15.561	69	45.396	1:16.386	69	57.002	1:15.265			
57	21.463	1:32.686	73	35.163	1:17.750	73	49.776	1:17.931	28	1:00.493	1:13.984			
87	23.073	1:34.296	87	35.791	1:16.410	28	50.168	1:17.194	91	1:02.895	1:15.252			
91	23.900	1:35.123	28	36.292	1:14.665	91	51.302	1:17.283	73	1:04.517	1:18.400			
28	25.319	1:36.542	91	37.337	1:17.129	87	51.340	1:18.867						
76	28.017	1:39.240	76	43.610	1:19.285	76	57.733	1:17.441						

Weather / Track : Cloudy / Drying

Pembrey  
Circuit Length = 1.4560 miles  
Start: 10:10 End: 10:32

**Kumho BMW Championship**  
**RACE 7 - LAP CHART**

Lap 6			Lap 7			Lap 8			Lap 9			Lap 10		
No	Behind	Laptime	No	Behind	Laptime	No	Behind	Laptime	No	Behind	Laptime	No	Behind	Laptime
2		1:05.602	2		1:04.224	2		1:03.239	2		1:04.517	2		1:04.230
14	1.109	1:05.591	14	0.659	1:03.774	14	0.438	1:03.018	14	0.281	1:04.360	70	1 LAP	1:10.407
74	1 LAP	1:15.471	96	1 LAP	1:13.263	96	1 LAP	1:12.371	88	1 LAP	1:11.920	14	1.772	1:05.721
77	1 LAP	1:16.075	50	1 LAP	1:13.067	57	1 LAP	1:11.507	83	1 LAP	1:11.868	88	1 LAP	1:11.394
69	1 LAP	1:15.952	57	1 LAP	1:11.077	50	1 LAP	1:12.879	57	1 LAP	1:08.595	90	1 LAP	1:13.826
28	1 LAP	1:13.707	74	1 LAP	1:14.824	74	1 LAP	1:13.269	96	1 LAP	1:12.281	83	1 LAP	1:10.259
91	1 LAP	1:14.358	77	1 LAP	1:13.705	77	1 LAP	1:13.496	50	1 LAP	1:11.766	81	1 LAP	1:19.067
87	1 LAP	1:13.806	69	1 LAP	1:13.717	69	1 LAP	1:13.597	6	27.458	1:07.392	57	1 LAP	1:08.020
73	1 LAP	1:16.216	28	1 LAP	1:13.210	28	1 LAP	1:13.428	8	31.308	1:09.327	96	1 LAP	1:12.227
6	18.789	1:06.449	91	1 LAP	1:12.147	91	1 LAP	1:12.398	74	1 LAP	1:14.809	50	1 LAP	1:11.766
8	21.124	1:06.661	87	1 LAP	1:11.943	6	24.583	1:06.333	77	1 LAP	1:14.689	6	29.028	1:05.800
76	1 LAP	1:18.068	6	21.489	1:06.924	87	1 LAP	1:11.426	28	1 LAP	1:14.491	8	35.137	1:08.059
41	31.195	1:08.395	73	1 LAP	1:16.101	8	26.498	1:06.321	69	1 LAP	1:15.867	28	1 LAP	1:12.094
55	38.772	1:08.623	8	23.416	1:06.516	73	1 LAP	1:14.443	91	1 LAP	1:14.917	74	1 LAP	1:13.775
30	39.109	1:08.533	76	1 LAP	1:16.424	41	40.578	1:08.630	87	1 LAP	1:15.173	77	1 LAP	1:14.280
32	41.987	1:09.592	41	35.187	1:08.216	76	1 LAP	1:16.653	73	1 LAP	1:14.342	69	1 LAP	1:13.026
21	43.298	1:08.944	55	42.519	1:07.971	55	47.743	1:08.463	41	43.873	1:07.812	91	1 LAP	1:12.723
70	46.353	1:10.066	30	42.923	1:08.038	30	48.063	1:08.379	30	53.346	1:09.800	87	1 LAP	1:12.350
81	49.506	1:10.025	32	46.546	1:08.783	21	50.977	1:07.414	55	53.964	1:10.738	41	48.554	1:08.911
88	49.761	1:09.806	21	46.802	1:07.728	32	52.644	1:09.337	21	54.169	1:07.709	73	1 LAP	1:14.535
90	50.520	1:10.161	70	52.487	1:10.358	70	59.822	1:10.574	32	56.381	1:08.254	30	56.039	1:06.923
83	55.476	1:10.616	81	56.527	1:11.245	81	1:03.840	1:10.552	76	1 LAP	1:18.294	21	56.415	1:06.476
			90	56.795	1:10.499	90	1:04.182	1:10.626				55	58.262	1:08.528
			88	57.249	1:11.712							32	59.796	1:07.645
			83	1:01.553	1:10.301									

Weather / Track : Cloudy / Drying

Pembrey  
 Circuit Length = 1.4560 miles  
 Start: 10:10 End: 10:32

**Kumho BMW Championship**  
**RACE 7 - LAP CHART**

Lap 11			Lap 12			Lap 13			Lap 14			Lap 15		
No	Behind	Laptime	No	Behind	Laptime	No	Behind	Laptime	No	Behind	Laptime	No	Behind	Laptime
2		1:03.650	2		1:04.033	2		1:03.918	2		1:05.502	2		1:04.054
14	1.156	1:03.034	14	0.441	1:03.318	21	1 LAP	1:08.241	14	0.566	1:05.543	14	0.104	1:03.592
70	1 LAP	1:11.173	73	2 LAPS	1:15.655	14	0.525	1:04.002	30	1 LAP	1:07.760	41	1 LAP	1:08.839
76	2 LAPS	1:16.400	32	1 LAP	1:09.791	55	1 LAP	1:07.784	77	2 LAPS	1:13.189	30	1 LAP	1:07.044
88	1 LAP	1:09.483	70	1 LAP	1:10.424	32	1 LAP	1:07.928	55	1 LAP	1:08.922	55	1 LAP	1:08.628
90	1 LAP	1:09.805	88	1 LAP	1:08.884	73	2 LAPS	1:14.207	91	2 LAPS	1:13.695	21	1 LAP	1:08.769
83	1 LAP	1:08.953	76	2 LAPS	1:15.558	70	1 LAP	1:10.116	74	2 LAPS	1:14.732	77	2 LAPS	1:14.009
81	1 LAP	1:10.379	90	1 LAP	1:10.153	88	1 LAP	1:08.924	21	1 LAP	1:12.170	32	1 LAP	1:13.002
57	1 LAP	1:07.605	83	1 LAP	1:09.336	90	1 LAP	1:10.228	69	2 LAPS	1:13.731	91	2 LAPS	1:15.050
6	32.080	1:06.702	57	1 LAP	1:08.558	83	1 LAP	1:10.504	87	2 LAPS	1:13.118	69	2 LAPS	1:14.935
96	1 LAP	1:13.069	81	1 LAP	1:11.109	57	1 LAP	1:07.628	32	1 LAP	1:08.181	74	2 LAPS	1:15.559
50	1 LAP	1:13.686	6	33.881	1:05.834	76	2 LAPS	1:16.908	73	2 LAPS	1:13.720	87	2 LAPS	1:15.241
8	39.779	1:08.292	96	1 LAP	1:12.063	81	1 LAP	1:11.440	70	1 LAP	1:10.014	73	2 LAPS	1:13.837
28	1 LAP	1:09.373	50	1 LAP	1:11.501	6	36.026	1:06.063	88	1 LAP	1:08.947	70	1 LAP	1:10.254
77	1 LAP	1:13.325	8	44.057	1:08.311	8	48.206	1:08.067	57	1 LAP	1:07.902	88	1 LAP	1:08.920
91	1 LAP	1:13.495	28	1 LAP	1:09.523	96	1 LAP	1:12.592	90	1 LAP	1:11.785	57	1 LAP	1:07.703
74	1 LAP	1:14.953	41	59.902	1:10.582	50	1 LAP	1:12.621	83	1 LAP	1:11.342	90	1 LAP	1:11.552
41	53.353	1:08.449	77	1 LAP	1:13.032	28	1 LAP	1:08.609	6	38.061	1:07.537	6	41.783	1:07.776
69	1 LAP	1:15.107	74	1 LAP	1:12.656	41	1:03.156	1:07.172	81	1 LAP	1:11.186	81	1 LAP	1:11.202
87	1 LAP	1:14.867	91	1 LAP	1:13.612				76	2 LAPS	1:16.331	83	1 LAP	1:20.641
30	59.727	1:07.338	69	1 LAP	1:12.741				8	50.180	1:07.476	8	53.569	1:07.443
21	1:00.068	1:07.303	30	1:03.017	1:07.323				50	1 LAP	1:11.340	76	2 LAPS	1:14.824
55	1:02.829	1:08.217	87	1 LAP	1:13.289				96	1 LAP	1:13.134			
									28	1 LAP	1:08.611			

Weather / Track : Cloudy / Drying

Pembrey  
 Circuit Length = 1.4560 miles  
 Start: 10:10 End: 10:32

# Kumho BMW Championship

## RACE 7 - LAP CHART

Lap 16			Lap 17			Lap 18			Lap 19		
No	Behind	Laptime	No	Behind	Laptime	No	Behind	Laptime	No	Behind	Laptime
14		1:03.789	14		1:03.667	14		1:03.453	14		1:04.499
2	1.029	1:04.922	2	1.137	1:03.775	2	1.280	1:03.596	2	2.552	1:05.771
50	2 LAPS	1:11.630	76	3 LAPS	1:16.248	41	1 LAP	1:07.746	90	2 LAPS	1:12.910
28	2 LAPS	1:10.418	83	2 LAPS	1:22.147	30	1 LAP	1:08.093	8	1 LAP	1:08.883
41	1 LAP	1:07.289	28	2 LAPS	1:09.506	76	3 LAPS	1:16.624	81	2 LAPS	1:11.218
96	2 LAPS	1:14.380	41	1 LAP	1:07.688	28	2 LAPS	1:12.830	41	1 LAP	1:08.283
30	1 LAP	1:06.817	30	1 LAP	1:06.972	50	2 LAPS	1:12.491	30	1 LAP	1:07.612
55	1 LAP	1:07.302	50	2 LAPS	1:12.954	55	1 LAP	1:08.309	28	2 LAPS	1:09.212
21	1 LAP	1:06.518	96	2 LAPS	1:13.228	21	1 LAP	1:09.903	55	1 LAP	1:08.407
32	1 LAP	1:08.276	55	1 LAP	1:07.687	96	2 LAPS	1:15.224	50	2 LAPS	1:12.363
77	2 LAPS	1:13.735	21	1 LAP	1:07.561	32	1 LAP	1:08.637	21	1 LAP	1:07.943
91	2 LAPS	1:12.076	32	1 LAP	1:08.058	83	2 LAPS	1:33.832	76	3 LAPS	1:16.685
69	2 LAPS	1:12.387	77	2 LAPS	1:11.983	77	2 LAPS	1:12.165	96	2 LAPS	1:14.672
74	2 LAPS	1:12.579	69	2 LAPS	1:11.030	69	2 LAPS	1:11.542	32	1 LAP	1:11.478
87	2 LAPS	1:12.873	91	2 LAPS	1:12.191	91	2 LAPS	1:12.117	74	3 LAPS	2:19.016
88	1 LAP	1:10.516	87	2 LAPS	1:12.658	87	2 LAPS	1:11.525	77	2 LAPS	1:12.723
70	1 LAP	1:11.067	74	2 LAPS	1:13.369	88	1 LAP	1:10.280	69	2 LAPS	1:12.642
57	1 LAP	1:08.492	88	1 LAP	1:09.541	57	1 LAP	1:09.922	91	2 LAPS	1:12.652
73	2 LAPS	1:15.873	57	1 LAP	1:07.914	70	1 LAP	1:09.801	87	2 LAPS	1:11.201
6	44.659	1:06.769	70	1 LAP	1:10.469	6	52.794	1:08.056	57	1 LAP	1:08.242
90	1 LAP	1:12.296	6	48.191	1:07.199	73	2 LAPS	1:13.649	6	56.625	1:08.330
81	1 LAP	1:11.222	73	2 LAPS	1:13.504				88	1 LAP	1:10.721
8	57.471	1:07.795	90	1 LAP	1:11.897				70	1 LAP	1:10.635
			8	1:02.452	1:08.648				83	2 LAPS	1:29.606
			81	1 LAP	1:11.146				73	2 LAPS	1:13.478

Weather / Track : Cloudy / Drying

Pembrey  
Circuit Length = 1.4560 miles  
Start: 10:10 End: 10:32

# Kumho BMW Championship

## RACE 13 - GRID

ROW 13	74   Ralph KIRK	76   Douglas SIMMEN
ROW 12	73   John JONES	83   Matthew FIELDING
ROW 11	87   Roger LAVENDER	91   Darren BECKLY
ROW 10	69   James FORD	77   John BRABBIN
ROW 9	96   Karl JONES	50   Peter MILLER
ROW 8	28   Adrian GILBERT	81   Richard BACON
ROW 7	90   Mike HIBBERT	70   Robert SALISBURY
ROW 6	88   Paul BELLAMY	57   Darren FIELDING
ROW 5	32   Rodger CARD	21   James CARD
ROW 4	55   Simon HUDSON	30   Richard MARSH
ROW 3	41   Stuart LAWS	8   Graham HEARD
ROW 2	6   Stephen PEARSON	2   Garrie WHITTAKER
ROW 1	14   Colin WELLS	
<b>Pole</b>		
		

Pembrey  
Circuit Length = 1.4560 miles

**These results are provisional until the conclusion of any judicial and technical matters.**

Clerk of Course :		Timekeeper :
-------------------	--	--------------

# Kumho BMW Championship

## RACE 13 - CLASSIFICATION - AMENDED

POS	NO	CL	NAME	ENTRY	LAPS	TIME	GAP	DIFF	MPH	BEST	ON
1	2	A	Garrie WHITTAKER	BMW E36 M3	19	20:21.349			81.54	1:02.955	2
2	14	I	Colin WELLS	BMW M3	19	20:21.662	0.313	0.313	81.52	1:02.381	4
3	6	A	Stephen PEARSON	BMW M3	19	21:17.788	56.439	56.126	77.93	1:06.164	3
4	21	A	James CARD	BMW E46 M3	18	20:25.914	1 lap	1 lap	76.96	1:06.790	16
5	8	A	Graham HEARD	BMW 3 Series	18	20:26.424	1 lap	0.510	76.92	1:06.674	3
6	41	B	Stuart LAWS	BMW E36 M3	18	20:39.654	1 lap	13.230	76.10	1:07.605	6
7	32	B	Rodger CARD	BMW E30 M3	18	20:43.410	1 lap	3.756	75.87	1:07.290	7
8	57	C	Darren FIELDING	BMW 318 compact	18	20:43.565	1 lap	0.155	75.86	1:07.207	16
9	55	C	Simon HUDSON	BMW E30	18	20:53.776	1 lap	10.211	75.25	1:07.794	8
10	28	B	Adrian GILBERT	BMW M3 E36	18	20:54.711	1 lap	0.935	75.19	1:08.013	4
11	88	D	Paul BELLAMY	BMW 318is	18	21:13.688	1 lap	18.977	74.07	1:09.350	13
12	81	D	Richard BACON	BMW E36 318i	18	21:27.440	1 lap	13.752	73.28	1:10.138	10
13	70	D	Robert SALISBURY	BMW 318is	18	21:28.022	1 lap	0.582	73.25	1:09.437	8
14	83	D	Matthew FIELDING	BMW 318 Coupe	18	21:28.759	1 lap	0.737	73.20	1:09.226	7
15	90	D	Mike HIBBERT	BMW E36 318is	18	21:29.873	1 lap	1.114	73.14	1:10.250	10
16	96	I	Karl JONES	BMW compact	17	20:42.656	2 laps	1 lap	71.70	1:11.132	8
17	87	I	Roger LAVENDER	BMW 318	17	20:44.144	2 laps	1.488	71.62	1:10.502	7
18	74	D	Ralph KIRK	BMW 318is	17	20:53.595	2 laps	9.451	71.08	1:11.891	4
19	77	D	John BRABBIN	BMW 318	17	20:56.881	2 laps	3.286	70.89	1:12.473	8
20	69	D	James FORD	BMW E36 318ti	17	20:57.707	2 laps	0.826	70.84	1:11.911	11
21	76	D	Douglas SIMMEN	BMW 318is	16	21:18.295	3 laps	1 lap	65.60	1:16.990	10

### NOT CLASSIFIED

DNF	30	B	Richard MARSH	BMW E36 M3	17	20:07.798	2 laps		73.77	1:06.179	7
DQ	50	C	Peter MILLER	BMW E36 328i							

### FASTEST LAP

14	I	Colin WELLS	BMW M3	4	1:02.381	84.02 mph	135.22 kph
2	A	Garrie WHITTAKER	BMW E36 M3	2	1:02.955	83.25 mph	133.99 kph
30	B	Richard MARSH	BMW E36 M3	7	1:06.179	79.20 mph	127.46 kph
57	C	Darren FIELDING	BMW 318 compact	16	1:07.207	77.99 mph	125.51 kph
83	D	Matthew FIELDING	BMW 318 Coupe	7	1:09.226	75.71 mph	121.85 kph

Car 50 - Excluded from the results for Q15.1.K - Ignoring Black & Orange flag

Pembrey

Weather / Track : Bright / Dry

Circuit Length = 1.4560 miles

These results are provisional until the conclusion of any judicial and technical matters.

Start: 15:39 End: 16:01

Clerk of Course :	Timekeeper :
-------------------	--------------

**Kumho BMW Championship**  
**RACE 13 - LAP CHART**

Lap 1			Lap 2			Lap 3			Lap 4			Lap 5		
No	Behind	Laptime	No	Behind	Laptime	No	Behind	Laptime	No	Behind	Laptime	No	Behind	Laptime
2		1:09.329	2		1:02.955	2		1:03.268	2		1:03.022	2		1:03.560
14	1.547	1:10.876	14	2.242	1:03.650	14	2.219	1:03.245	14	1.578	1:02.381	14	1.315	1:03.297
6	4.333	1:13.662	6	7.863	1:06.485	6	10.759	1:06.164	6	13.974	1:06.237	76	1 LAP	1:18.805
8	6.076	1:15.405	8	10.479	1:07.358	8	13.885	1:06.674	8	19.141	1:08.278	6	17.130	1:06.716
30	6.677	1:16.006	30	11.579	1:07.857	30	16.958	1:08.647	30	20.972	1:07.036	8	23.117	1:07.536
21	6.964	1:16.293	21	11.797	1:07.788	21	17.241	1:08.712	21	21.362	1:07.143	30	25.200	1:07.788
41	7.406	1:16.735	41	12.355	1:07.904	41	17.623	1:08.536	41	22.625	1:08.024	21	25.493	1:07.691
55	8.500	1:17.829	55	14.392	1:08.847	55	19.411	1:08.287	55	24.437	1:08.048	41	27.242	1:08.177
32	9.032	1:18.361	32	14.769	1:08.692	32	19.715	1:08.214	32	25.000	1:08.307	32	29.192	1:07.752
57	9.196	1:18.525	57	15.133	1:08.892	57	20.436	1:08.571	57	25.406	1:07.992	55	29.613	1:08.736
88	10.739	1:20.068	88	17.541	1:09.757	88	23.814	1:09.541	88	30.554	1:09.762	57	30.150	1:08.304
50	11.951	1:21.280	28	21.079	1:11.181	28	25.965	1:08.154	28	30.956	1:08.013	28	36.088	1:08.692
90	12.197	1:21.526	81	21.852	1:12.352	81	29.184	1:10.600	81	36.361	1:10.199	88	37.794	1:10.800
81	12.455	1:21.784	90	22.538	1:13.296	90	29.854	1:10.584	70	38.363	1:11.235	81	43.123	1:10.322
28	12.853	1:22.182	70	23.137	1:12.534	70	30.150	1:10.281	90	38.814	1:11.982	70	44.884	1:10.081
70	13.558	1:22.887	83	25.516	1:13.593	83	32.264	1:10.016	83	39.139	1:09.897	90	45.765	1:10.511
96	14.223	1:23.552	96	26.472	1:15.204	96	35.467	1:12.263	96	44.557	1:12.112	83	46.086	1:10.507
83	14.878	1:24.207	77	27.507	1:14.195	77	37.193	1:12.954	77	47.110	1:12.939	96	53.176	1:12.179
77	16.267	1:25.596	87	27.815	1:14.124	87	37.711	1:13.164	87	47.486	1:12.797	87	56.420	1:12.494
87	16.646	1:25.975	69	28.424	1:14.423	69	37.998	1:12.842	69	47.923	1:12.947	74	57.448	1:12.913
69	16.956	1:26.285	74	30.177	1:15.698	74	39.226	1:12.317	74	48.095	1:11.891	77	57.750	1:14.200
74	17.434	1:26.763	50	38.394	1:29.398	50	47.814	1:12.688	50	56.810	1:12.018	69	58.126	1:13.763
76	24.402	1:33.731	76	42.695	1:21.248	76	57.632	1:18.205						

Weather / Track : Bright / Dry

Pembrey  
 Circuit Length = 1.4560 miles  
 Start: 15:39 End: 16:01

**Kumho BMW Championship**  
**RACE 13 - LAP CHART**

Lap 6			Lap 7			Lap 8			Lap 9			Lap 10		
No	Behind	Laptime	No	Behind	Laptime	No	Behind	Laptime	No	Behind	Laptime	No	Behind	Laptime
2		1:03.234	2		1:03.904	2		1:03.609	2		1:04.181	2		1:03.918
14	1.232	1:03.151	87	1 LAP	1:11.724	14	0.981	1:03.143	14	0.654	1:03.854	14	0.444	1:03.708
50	1 LAP	1:13.160	14	1.447	1:04.119	96	1 LAP	1:12.371	83	1 LAP	1:09.908	81	1 LAP	1:11.600
6	20.954	1:07.058	74	1 LAP	1:12.302	87	1 LAP	1:10.502	90	1 LAP	1:11.655	70	1 LAP	1:11.426
76	1 LAP	1:18.060	77	1 LAP	1:13.304	74	1 LAP	1:12.696	96	1 LAP	1:11.132	83	1 LAP	1:10.800
8	27.345	1:07.462	69	1 LAP	1:13.140	77	1 LAP	1:12.793	87	1 LAP	1:11.167	76	2 LAPS	1:19.828
30	29.861	1:07.895	50	1 LAP	1:11.415	69	1 LAP	1:12.839	74	1 LAP	1:12.338	90	1 LAP	1:10.466
21	30.143	1:07.884	6	23.779	1:06.729	50	1 LAP	1:11.856	77	1 LAP	1:12.473	96	1 LAP	1:11.716
41	31.613	1:07.605	8	32.135	1:08.694	6	26.482	1:06.312	69	1 LAP	1:12.453	87	1 LAP	1:11.809
55	34.524	1:08.145	30	32.136	1:06.179	8	35.552	1:07.026	50	1 LAP	1:10.920	74	1 LAP	1:12.409
57	35.179	1:08.263	21	33.416	1:07.177	30	36.747	1:08.220	6	28.573	1:06.272	77	1 LAP	1:12.587
32	39.636	1:13.678	41	36.139	1:08.430	21	37.103	1:07.296	8	38.701	1:07.330	69	1 LAP	1:12.652
28	41.267	1:08.413	55	38.756	1:08.136	41	40.679	1:08.149	30	39.796	1:07.230	6	31.646	1:06.991
88	44.425	1:09.865	57	39.390	1:08.115	55	42.941	1:07.794	21	40.051	1:07.129	50	1 LAP	1:12.981
81	50.469	1:10.580	32	43.022	1:07.290	57	43.555	1:07.774	41	44.447	1:07.949	8	42.306	1:07.523
70	52.134	1:10.484	76	1 LAP	1:22.504	32	46.973	1:07.560	55	47.162	1:08.402	30	43.171	1:07.293
83	53.372	1:10.520	28	45.882	1:08.519	28	52.466	1:10.193	57	47.670	1:08.296	21	43.480	1:07.347
90	54.481	1:11.950	88	49.932	1:09.411	88	55.951	1:09.628	32	52.164	1:09.372	41	48.560	1:08.031
96	1:02.592	1:12.650	81	56.949	1:10.384	76	1 LAP	1:19.471	28	56.954	1:08.669	55	51.411	1:08.167
			70	58.270	1:10.040	81	1:03.546	1:10.206	88	1:01.180	1:09.410	57	52.062	1:08.310
			83	58.694	1:09.226	70	1:04.098	1:09.437				32	56.386	1:08.140
			90	1:01.431	1:10.854							28	1:01.728	1:08.692

Weather / Track : Bright / Dry

Pembrey  
 Circuit Length = 1.4560 miles  
 Start: 15:39 End: 16:01

**Kumho BMW Championship**  
**RACE 13 - LAP CHART**

Lap 11			Lap 12			Lap 13			Lap 14			Lap 15		
No	Behind	Laptime	No	Behind	Laptime	No	Behind	Laptime	No	Behind	Laptime	No	Behind	Laptime
2		1:03.976	2		1:03.997	2		1:03.860	2		1:04.716	2		1:05.095
14	0.332	1:03.864	14	0.404	1:04.069	14	0.282	1:03.738	14	0.200	1:04.634	14	0.109	1:05.004
88	1 LAP	1:10.919	28	1 LAP	1:09.526	28	1 LAP	1:08.662	57	1 LAP	1:10.002	77	2 LAPS	1:12.708
81	1 LAP	1:10.138	88	1 LAP	1:09.867	88	1 LAP	1:09.773	32	1 LAP	1:09.172	41	1 LAP	1:09.200
83	1 LAP	1:11.575	81	1 LAP	1:10.764	81	1 LAP	1:10.689	28	1 LAP	1:08.932	69	2 LAPS	1:12.538
70	1 LAP	1:12.343	83	1 LAP	1:09.746	83	1 LAP	1:10.017	50	2 LAPS	1:25.520	55	1 LAP	1:08.665
90	1 LAP	1:10.250	70	1 LAP	1:10.075	70	1 LAP	1:09.653	88	1 LAP	1:09.350	76	3 LAPS	1:21.115
76	2 LAPS	1:17.848	90	1 LAP	1:10.379	90	1 LAP	1:10.357	81	1 LAP	1:11.221	57	1 LAP	1:07.209
96	1 LAP	1:12.423	76	2 LAPS	1:16.990	6	40.646	1:06.367	83	1 LAP	1:11.601	32	1 LAP	1:07.772
87	1 LAP	1:14.397	6	38.139	1:06.922	96	1 LAP	1:11.862	70	1 LAP	1:11.496	28	1 LAP	1:08.722
6	35.214	1:07.544	96	1 LAP	1:12.382	87	1 LAP	1:11.040	90	1 LAP	1:10.298	88	1 LAP	1:10.441
74	1 LAP	1:12.355	87	1 LAP	1:11.588	76	2 LAPS	1:18.358	6	42.727	1:06.797	50	2 LAPS	1:25.505
77	1 LAP	1:12.861	74	1 LAP	1:12.376	74	1 LAP	1:12.332	96	1 LAP	1:11.256	81	1 LAP	1:10.927
69	1 LAP	1:13.598	77	1 LAP	1:12.648	30	53.804	1:07.200	87	1 LAP	1:10.742	83	1 LAP	1:10.522
50	1 LAP	1:12.146	69	1 LAP	1:11.911	8	54.577	1:07.467	30	56.077	1:06.989	70	1 LAP	1:11.133
8	46.599	1:08.269	30	50.464	1:07.861	21	55.205	1:07.941	8	57.195	1:07.334	90	1 LAP	1:10.840
30	46.600	1:07.405	8	50.970	1:08.368	77	1 LAP	1:13.674	21	57.790	1:07.301	6	44.196	1:06.564
21	47.194	1:07.690	21	51.124	1:07.927	69	1 LAP	1:14.554	74	1 LAP	1:14.181	30	58.525	1:07.543
41	52.653	1:08.069	41	57.187	1:08.531	41	1:01.761	1:08.434				8	1:00.524	1:08.424
55	55.351	1:07.916	50	1 LAP	1:19.159	55	1:04.500	1:08.547				96	1 LAP	1:12.610
57	55.729	1:07.643	55	59.813	1:08.459							21	1:01.336	1:08.641
32	1:00.029	1:07.619	57	1:00.368	1:08.636							87	1 LAP	1:12.488
			32	1:03.767	1:07.735									

Weather / Track : Bright / Dry

Pembrey  
Circuit Length = 1.4560 miles  
Start: 15:39 End: 16:01

# Kumho BMW Championship

## RACE 13 - LAP CHART

Lap 16			Lap 17			Lap 18			Lap 19		
No	Behind	Laptime	No	Behind	Laptime	No	Behind	Laptime	No	Behind	Laptime
2		1:04.763	2		1:04.880	2		1:04.802	2		1:04.280
14	0.319	1:04.973	14	1.259	1:05.820	14	1.052	1:04.595	14	0.313	1:03.541
41	1 LAP	1:08.963	96	2 LAPS	1:13.839	8	1 LAP	1:08.150	21	1 LAP	1:07.351
74	2 LAPS	1:13.516	87	2 LAPS	1:13.978	21	1 LAP	1:07.813	8	1 LAP	1:08.004
57	1 LAP	1:09.173	41	1 LAP	1:08.276	50	3 LAPS	1:22.140	41	1 LAP	1:09.796
77	2 LAPS	1:13.125	57	1 LAP	1:07.207	96	2 LAPS	1:11.790	96	2 LAPS	1:13.315
69	2 LAPS	1:13.481	32	1 LAP	1:09.013	41	1 LAP	1:08.845	32	1 LAP	1:08.637
32	1 LAP	1:08.138	74	2 LAPS	1:12.736	87	2 LAPS	1:12.668	57	1 LAP	1:12.119
55	1 LAP	1:13.578	77	2 LAPS	1:13.857	57	1 LAP	1:08.534	87	2 LAPS	1:13.487
76	3 LAPS	1:17.984	55	1 LAP	1:10.382	32	1 LAP	1:07.958	50	3 LAPS	1:25.032
28	1 LAP	1:09.098	69	2 LAPS	1:13.304	74	2 LAPS	1:13.005	74	2 LAPS	1:13.767
88	1 LAP	1:10.274	28	1 LAP	1:09.345	77	2 LAPS	1:13.028	55	1 LAP	1:09.206
81	1 LAP	1:11.623	76	3 LAPS	1:17.815	55	1 LAP	1:14.632	28	1 LAP	1:08.961
70	1 LAP	1:11.144	88	1 LAP	1:09.962	69	2 LAPS	1:14.434	77	2 LAPS	1:13.939
83	1 LAP	1:12.456	6	50.708	1:08.188	28	1 LAP	1:08.757	69	2 LAPS	1:12.543
6	47.400	1:07.967	81	1 LAP	1:12.093	76	3 LAPS	1:17.400	88	1 LAP	1:13.014
90	1 LAP	1:10.629	70	1 LAP	1:11.614	88	1 LAP	1:11.846	6	56.439	1:08.243
50	2 LAPS	1:25.305	90	1 LAP	1:10.619	P30	1 LAP	1:58.564 P	76	3 LAPS	1:18.933
30	1:01.847	1:08.085	83	1 LAP	1:12.296	6	52.476	1:06.570	81	1 LAP	1:10.717
8	1:02.883	1:07.122				81	1 LAP	1:11.241	70	1 LAP	1:11.063
21	1:03.363	1:06.790				70	1 LAP	1:11.096	83	1 LAP	1:11.225
						90	1 LAP	1:11.116	90	1 LAP	1:12.561
						83	1 LAP	1:10.647			

Weather / Track : Bright / Dry

Pembrey  
Circuit Length = 1.4560 miles  
Start: 15:39 End: 16:01

# RAFMSA Race Challenge

## QUALIFYING - RACE 3 - CLASSIFICATION

POS	NO	CL	NAME	ENTRY	TIME	ON	LAPS	GAP	DIFF	MPH
1	9		<b>Darren BERRIS</b>	Westfield V8	<b>1:10.712</b>	15	16			74.12
2	62		<b>Paul MARTIN-JONES</b>	Radical SR3	<b>1:11.343</b>	14	16	<b>0.631</b>	0.631	73.47
3	32		<b>Chris SLATER</b>	Peugeot 306	<b>1:13.879</b>	13	14	<b>3.167</b>	2.536	70.94
4	33		<b>Ian FLETCHER</b>	Fletcher Hornet MK4	<b>1:14.763</b>	15	15	<b>4.051</b>	0.884	70.10
5	42		<b>Matt PRESTON</b>	Stuart Taylor Loloblade	<b>1:14.891</b>	15	16	<b>4.179</b>	0.128	69.98
6	66		<b>Alex DALY</b>	Volkswagen Golf MK1	<b>1:15.413</b>	14	15	<b>4.701</b>	0.522	69.50
7	10		<b>Bill BROWN</b>	Peugeot 205 GTi	<b>1:17.489</b>	15	15	<b>6.777</b>	2.076	67.64
8	69		<b>Darren HOWE</b>	Volkswagen Golf GTi MK2	<b>1:18.531</b>	15	15	<b>7.819</b>	1.042	66.74
9	49		<b>Brian WATSON</b>	Peugeot 205 GTi	<b>1:22.864</b>	6	8	<b>12.152</b>	4.333	63.25

Car 66 - Please check timing transponder

Weather / Track : Cloudy / Drying

These results are provisional until the conclusion of any judicial and technical matters.

Pembrey

Circuit Length = 1.4560 miles

Start: 11:53 End: 12:15

Clerk of Course :		Timekeeper :
-------------------	--	--------------

# RAFMSA Race Challenge

## QUALIFYING - RACE 3 - LAP ANALYSIS

<b>9</b>	<b>Darren BERRIS</b>		Westfield V8				
1 -	1:22.202	+ 11.490	11:55:10.611	9 -	1:13.052	+ 2.340	12:05:09.186
2 -	1:17.376	+ 6.664	11:56:27.987	10 -	1:12.251	+ 1.539	12:06:21.437
3 -	1:15.294	+ 4.582	11:57:43.281	11 -	1:12.362	+ 1.650	12:07:33.799
4 -	1:14.061	+ 3.349	11:58:57.342	12 -	1:14.510	+ 3.798	12:08:48.309
5 -	1:13.966	+ 3.254	12:00:11.308	13 -	1:14.903	+ 4.191	12:10:03.212
6 -	1:13.990	+ 3.278	12:01:25.298	14 -	1:12.679	+ 1.967	12:11:15.891
7 -	1:13.324	+ 2.612	12:02:38.622	15 -	<b>1:10.712</b>		<b>12:12:26.603</b>
8 -	1:17.512	+ 6.800	12:03:56.134	16 -	1:10.813	+ 0.101	12:13:37.416
<b>10</b>	<b>Bill BROWN</b>		Peugeot 205 GTi				
1 -	1:28.789	+ 11.300	11:55:21.819	9 -	1:19.222	+ 1.733	12:06:05.227
2 -	1:24.061	+ 6.572	11:56:45.880	10 -	1:19.465	+ 1.976	12:07:24.692
3 -	1:22.013	+ 4.524	11:58:07.893	11 -	1:18.445	+ 0.956	12:08:43.137
4 -	1:19.872	+ 2.383	11:59:27.765	12 -	1:17.829	+ 0.340	12:10:00.966
5 -	1:19.732	+ 2.243	12:00:47.497	13 -	1:18.949	+ 1.460	12:11:19.915
6 -	1:20.609	+ 3.120	12:02:08.106	14 -	1:18.877	+ 1.388	12:12:38.792
7 -	1:19.364	+ 1.875	12:03:27.470	15 -	<b>1:17.489</b>		<b>12:13:56.281</b>
8 -	1:18.535	+ 1.046	12:04:46.005				
<b>32</b>	<b>Chris SLATER</b>		Peugeot 306				
1 -	1:36.338	+ 22.459	11:55:40.553	8 -	2:13.910 P	+ 1:00.031	12:05:40.090
2 -	1:21.215	+ 7.336	11:57:01.768	9 -	1:29.487	+ 15.608	12:07:09.577
3 -	1:17.901	+ 4.022	11:58:19.669	10 -	1:22.533	+ 8.654	12:08:32.110
4 -	1:16.850	+ 2.971	11:59:36.519	11 -	1:15.622	+ 1.743	12:09:47.732
5 -	1:16.996	+ 3.117	12:00:53.515	12 -	1:15.099	+ 1.220	12:11:02.831
6 -	1:15.848	+ 1.969	12:02:09.363	13 -	<b>1:13.879</b>		<b>12:12:16.710</b>
7 -	1:16.817	+ 2.938	12:03:26.180	14 -	1:24.809	+ 10.930	12:13:41.519
<b>33</b>	<b>Ian FLETCHER</b>		Fletcher Hornet MK4				
1 -	1:25.393	+ 10.630	11:55:12.443	9 -	1:29.203	+ 14.440	12:06:02.549
2 -	1:23.620	+ 8.857	11:56:36.063	10 -	1:28.415	+ 13.652	12:07:30.964
3 -	1:21.164	+ 6.401	11:57:57.227	11 -	1:16.949	+ 2.186	12:08:47.913
4 -	1:22.938	+ 8.175	11:59:20.165	12 -	1:15.996	+ 1.233	12:10:03.909
5 -	1:20.324	+ 5.561	12:00:40.489	13 -	1:16.249	+ 1.486	12:11:20.158
6 -	1:17.906	+ 3.143	12:01:58.395	14 -	1:16.382	+ 1.619	12:12:36.540
7 -	1:17.592	+ 2.829	12:03:15.987	15 -	<b>1:14.763</b>		<b>12:13:51.303</b>
8 -	1:17.359	+ 2.596	12:04:33.346				
<b>42</b>	<b>Matt PRESTON</b>		Stuart Taylor Loloblade				
1 -	1:22.426	+ 7.535	11:55:13.856	9 -	1:19.316	+ 4.425	12:05:51.671
2 -	1:22.546	+ 7.655	11:56:36.402	10 -	1:17.583	+ 2.692	12:07:09.254
3 -	1:21.691	+ 6.800	11:57:58.093	11 -	1:16.108	+ 1.217	12:08:25.362
4 -	1:20.243	+ 5.352	11:59:18.336	12 -	1:16.871	+ 1.980	12:09:42.233
5 -	1:18.310	+ 3.419	12:00:36.646	13 -	1:17.033	+ 2.142	12:10:59.266
6 -	1:19.202	+ 4.311	12:01:55.848	14 -	1:15.338	+ 0.447	12:12:14.604
7 -	1:17.962	+ 3.071	12:03:13.810	15 -	<b>1:14.891</b>		<b>12:13:29.495</b>
8 -	1:18.545	+ 3.654	12:04:32.355	16 -	1:16.155	+ 1.264	12:14:45.650
<b>49</b>	<b>Brian WATSON</b>		Peugeot 205 GTi				
1 -	1:34.551	+ 11.687	11:55:33.793	5 -	1:23.506	+ 0.642	12:01:12.622
2 -	1:28.036	+ 5.172	11:57:01.829	6 -	<b>1:22.864</b>		<b>12:02:35.486</b>
3 -	1:23.636	+ 0.772	11:58:25.465	7 -	1:24.142	+ 1.278	12:03:59.628
4 -	1:23.651	+ 0.787	11:59:49.116	8 -	1:54.032 P	+ 31.168	12:05:53.660
<b>62</b>	<b>Paul MARTIN-JONES</b>		Radical SR3				
1 -	1:33.835	+ 22.492	11:55:30.926	9 -	1:17.371	+ 6.028	12:05:56.556
2 -	1:25.857	+ 14.514	11:56:56.783	10 -	1:14.756	+ 3.413	12:07:11.312
3 -	1:20.565	+ 9.222	11:58:17.348	11 -	1:30.679	+ 19.336	12:08:41.991
4 -	1:17.534	+ 6.191	11:59:34.882	12 -	1:14.835	+ 3.492	12:09:56.826
5 -	1:15.838	+ 4.495	12:00:50.720	13 -	1:12.564	+ 1.221	12:11:09.390
6 -	1:17.076	+ 5.733	12:02:07.796	14 -	<b>1:11.343</b>		<b>12:12:20.733</b>

Weather / Track : Cloudy / Drying

Pembrey  
Circuit Length = 1.4560 miles  
Start: 11:53 End: 12:15

# RAFMSA Race Challenge


## QUALIFYING - RACE 3 - LAP ANALYSIS

7 -	1:16.266	+ 4.923	12:03:24.062	15 -	1:11.585	+ 0.242	12:13:32.318
8 -	1:15.123	+ 3.780	12:04:39.185	16 -	1:31.193 P	+ 19.850	12:15:03.511
<b>66</b>	<b>Alex DALY</b>			Volkswagen Golf MK1			
1 -	1:33.263	+ 17.850	11:55:33.822	9 -	1:17.026	+ 1.613	12:06:03.012
2 -	1:20.463	+ 5.050	11:56:54.285	10 -	1:18.445	+ 3.032	12:07:21.457
3 -	1:19.139	+ 3.726	11:58:13.424	11 -	1:16.106	+ 0.693	12:08:37.563
4 -	1:17.371	+ 1.958	11:59:30.795	12 -	1:16.072	+ 0.659	12:09:53.635
5 -	1:17.498	+ 2.085	12:00:48.293	13 -	1:15.559	+ 0.146	12:11:09.194
6 -	1:18.642	+ 3.229	12:02:06.935	14 -	<b>1:15.413</b>		<b>12:12:24.607</b>
7 -	1:20.894	+ 5.481	12:03:27.829	15 -	1:15.978	+ 0.565	12:13:40.585
8 -	1:18.157	+ 2.744	12:04:45.986				
<b>69</b>	<b>Darren HOWE</b>			Volkswagen Golf GTi MK2			
1 -	1:36.130	+ 17.599	11:55:41.362	9 -	1:21.258	+ 2.727	12:06:42.209
2 -	1:24.704	+ 6.173	11:57:06.066	10 -	1:21.295	+ 2.764	12:08:03.504
3 -	1:23.523	+ 4.992	11:58:29.589	11 -	1:19.754	+ 1.223	12:09:23.258
4 -	1:22.146	+ 3.615	11:59:51.735	12 -	1:19.472	+ 0.941	12:10:42.730
5 -	1:21.894	+ 3.363	12:01:13.629	13 -	1:19.089	+ 0.558	12:12:01.819
6 -	1:22.304	+ 3.773	12:02:35.933	14 -	1:18.758	+ 0.227	12:13:20.577
7 -	1:24.015	+ 5.484	12:03:59.948	15 -	<b>1:18.531</b>		<b>12:14:39.108</b>
8 -	1:21.003	+ 2.472	12:05:20.951				

Weather / Track : Cloudy / Drying

Pembrey  
Circuit Length = 1.4560 miles  
Start: 11:53 End: 12:15

**RAFMSA Race Challenge**  
**RACE 3 - GRID**

ROW 5	1:22.864 49 Brian WATSON	1:18.531 69 Darren HOWE
ROW 4	1:17.489 10 Bill BROWN	1:15.413 66 Alex DALY
ROW 3	1:14.891 42 Matt PRESTON	1:14.763 33 Ian FLETCHER
ROW 2	1:13.879 32 Chris SLATER	1:11.343 62 Paul MARTIN-JONES
ROW 1	1:10.712 9 Darren BERRIS	
<b>Pole</b>		
		

Pembrey  
 Circuit Length = 1.4560 miles

**These results are provisional until the conclusion of any judicial and technical matters.**

Clerk of Course :		Timekeeper :
-------------------	--	--------------

# RAFMSA Race Challenge

## RACE 3 - CLASSIFICATION

POS	NO	CL	NAME	ENTRY	LAPS	TIME	GAP	DIFF	MPH	BEST	ON
1	62		<b>Paul MARTIN-JONES</b>	Radical SR3	28	30:29.455			80.22	1:02.612	22
2	9		<b>Darren BERRIS</b>	Westfield V8	28	30:59.954	30.499	30.499	78.90	1:04.043	26
3	33		<b>Ian FLETCHER</b>	Fletcher Hornet MK4	27	30:53.865	1 lap	1 lap	76.33	1:05.832	24
4	42		<b>Matt PRESTON</b>	Stuart Taylor Loloblade	26	30:59.887	2 laps	1 lap	73.27	1:08.365	12
5	32		<b>Chris SLATER</b>	Peugeot 306	25	30:38.720	3 laps	1 lap	71.26	1:11.105	21
6	66		<b>Alex DALY</b>	Volkswagen Golf MK1	25	31:07.267	3 laps	28.547	70.17	1:10.386	21
7	69		<b>Darren HOWE</b>	Volkswagen Golf GTi MK2	24	31:12.687	4 laps	1 lap	67.17	1:14.136	24
NOT CLASSIFIED											
DNF	10		<b>Bill BROWN</b>	Peugeot 205 GTi	22	28:55.958	6 laps	2 laps	66.42	1:13.785	2
FASTEST LAP											
	62		<b>Paul MARTIN-JONES</b>	Radical SR3	22	1:02.612			83.71 mph	134.72 kph	

Weather / Track : Bright / Dry  
 These results are provisional until the conclusion of any judicial and technical matters.

Pembrey  
 Circuit Length = 1.4560 miles  
 Start: 15:27 End: 15:59

Clerk of Course :		Timekeeper :
-------------------	--	--------------

**RAFMSA Race Challenge**  
**RACE 3 - LAP CHART**

Lap 1			Lap 2			Lap 3			Lap 4			Lap 5		
No	Behind	Laptime	No	Behind	Laptime	No	Behind	Laptime	No	Behind	Laptime	No	Behind	Laptime
9		1:11.928	9		1:05.932	9		1:05.358	9		1:05.200	62		1:05.024
33	2.314	1:14.242	33	2.779	1:06.397	62	2.437	1:04.642	62	0.426	1:03.189	9	0.716	1:06.166
62	3.644	1:15.572	62	3.153	1:05.441	33	4.557	1:07.136	33	5.930	1:06.573	33	6.977	1:06.497
42	6.165	1:18.093	42	11.037	1:10.804	42	15.889	1:10.210	42	20.967	1:10.278	42	25.393	1:09.876
32	8.077	1:20.005	32	13.842	1:11.697	32	20.725	1:12.241	32	27.555	1:12.030	66	34.272	1:12.126
66	8.541	1:20.469	66	13.908	1:11.299	66	20.733	1:12.183	66	27.596	1:12.063	32	34.865	1:12.760
10	10.734	1:22.662	10	18.587	1:13.785	10	27.761	1:14.532	10	36.942	1:14.381	10	46.425	1:14.933
69	12.750	1:24.678	69	22.682	1:15.864	69	32.073	1:14.749	69	41.793	1:14.920	69	50.964	1:14.621

Weather / Track : Bright / Dry

Pembrey  
 Circuit Length = 1.4560 miles  
 Start: 15:27 End: 15:59

**RAFMSA Race Challenge**  
**RACE 3 - LAP CHART**

Lap 6			Lap 7			Lap 8			Lap 9			Lap 10		
No	Behind	Laptime	No	Behind	Laptime	No	Behind	Laptime	No	Behind	Laptime	No	Behind	Laptime
62		1:04.574	62		1:03.980	62		1:04.443	62		1:03.410	62		1:03.417
9	1.207	1:05.065	9	1.766	1:04.539	10	1 LAP	1:15.079	9	4.176	1:04.451	66	1 LAP	1:11.863
33	8.703	1:06.300	33	11.426	1:06.703	9	3.135	1:05.812	10	1 LAP	1:14.526	32	1 LAP	1:11.381
42	30.895	1:10.076	42	37.161	1:10.246	69	1 LAP	1:15.822	33	17.590	1:07.513	9	5.501	1:04.742
66	40.514	1:10.816	66	48.018	1:11.484	33	13.487	1:06.504	69	1 LAP	1:15.826	33	21.632	1:07.459
32	42.586	1:12.295	32	50.576	1:11.970	42	41.570	1:08.852	42	47.630	1:09.470	10	1 LAP	1:15.520
10	56.467	1:14.616				66	54.970	1:11.395				69	1 LAP	1:15.417
69	1:01.622	1:15.232				32	57.688	1:11.555				42	52.617	1:08.404

Weather / Track : Bright / Dry

Pembrey  
 Circuit Length = 1.4560 miles  
 Start: 15:27 End: 15:59

**RAFMSA Race Challenge**  
**RACE 3 - LAP CHART**

Lap 11			Lap 12			Lap 13			Lap 14			Lap 15		
No	Behind	Laptime	No	Behind	Laptime	No	Behind	Laptime	No	Behind	Laptime	No	Behind	Laptime
62		1:03.465	62		1:03.853	62		1:02.958	62		1:03.089	62		1:03.951
9	6.760	1:04.724	66	1 LAP	1:11.428	66	1 LAP	1:11.170	42	1 LAP	1:09.790	10	2 LAPS	1:15.997
66	1 LAP	1:11.593	32	1 LAP	1:11.782	32	1 LAP	1:11.254	P69	2 LAPS	1:23.055 P	42	1 LAP	1:08.445
32	1 LAP	1:11.206	P9	19.032	1:16.125 P	33	33.291	1:08.285	66	1 LAP	1:11.207	66	1 LAP	1:12.334
33	25.087	1:06.920	33	27.964	1:06.730	9	39.558	1:23.484	32	1 LAP	1:11.557	33	41.108	1:08.056
10	1 LAP	1:15.103	10	1 LAP	1:14.859	10	1 LAP	1:14.984	33	37.003	1:06.801	9	41.611	1:04.866
69	1 LAP	1:14.888	69	1 LAP	1:15.157				9	40.696	1:04.227	69	2 LAPS	1:35.885
42	57.938	1:08.786	42	1:02.450	1:08.365							P32	1 LAP	1:25.515 P

Weather / Track : Bright / Dry

Pembrey  
 Circuit Length = 1.4560 miles  
 Start: 15:27 End: 15:59

**RAFMSA Race Challenge**  
**RACE 3 - LAP CHART**

Lap 16			Lap 17			Lap 18			Lap 19			Lap 20		
No	Behind	Laptime	No	Behind	Laptime	No	Behind	Laptime	No	Behind	Laptime	No	Behind	Laptime
62		1:02.703	62		1:03.396	62		1:03.916	P62		1:17.092 P	62		1:24.796
42	1 LAP	1:09.062	32	2 LAPS	1:32.815	69	3 LAPS	1:15.159	69	3 LAPS	1:14.739	66	2 LAPS	1:11.988
10	2 LAPS	1:15.713	10	2 LAPS	1:16.254	P66	2 LAPS	1:26.552 P	66	2 LAPS	1:32.931	32	2 LAPS	1:12.111
9	44.210	1:05.302	P42	1 LAP	1:22.569 P	32	2 LAPS	1:11.919	32	2 LAPS	1:12.477	9	14.374	1:04.656
33	47.032	1:08.627	9	45.430	1:04.616	9	46.625	1:05.111	9	34.514	1:04.981	42	1 LAP	1:10.929
66	1 LAP	1:13.105	33	50.566	1:06.930	10	2 LAPS	1:16.366	10	2 LAPS	1:16.954	P10	2 LAPS	1:26.465 P
69	2 LAPS	1:14.667				33	54.475	1:07.825	42	1 LAP	1:08.726	33	1:03.392	1:31.508
						42	1 LAP	1:30.122	P33	56.680	1:19.297 P			

Weather / Track : Bright / Dry

Pembrey  
 Circuit Length = 1.4560 miles  
 Start: 15:27 End: 15:59

# RAFMSA Race Challenge

## RACE 3 - LAP CHART

Lap 21			Lap 22			Lap 23			Lap 24			Lap 25		
No	Behind	Laptime	No	Behind	Laptime	No	Behind	Laptime	No	Behind	Laptime	No	Behind	Laptime
62		1:03.690	62		1:02.612	62		1:03.359	62		1:02.653	62		1:03.072
69	3 LAPS	1:15.175	33	1 LAP	1:06.307	33	1 LAP	1:06.100	33	1 LAP	1:06.278	42	2 LAPS	1:11.379
9	16.120	1:05.436	10	3 LAPS	1:35.538	9	21.674	1:05.407	9	23.854	1:04.833	69	4 LAPS	1:15.188
32	2 LAPS	1:11.483	9	19.626	1:06.118	10	3 LAPS	1:17.779	32	2 LAPS	1:11.432	33	1 LAP	1:05.832
66	2 LAPS	1:12.445	P69	3 LAPS	1:23.896 P	66	2 LAPS	1:10.386	10	3 LAPS	1:19.225	9	25.703	1:04.921
42	1 LAP	1:10.672	66	2 LAPS	1:11.421	32	2 LAPS	1:11.105	P66	2 LAPS	1:21.736 P	32	2 LAPS	1:11.937
			32	2 LAPS	1:12.438	69	3 LAPS	1:38.039						
			42	1 LAP	1:10.679	42	1 LAP	1:10.578						

Weather / Track : Bright / Dry

Pembrey  
 Circuit Length = 1.4560 miles  
 Start: 15:27 End: 15:59


**RAFMSA Race Challenge**  
**RACE 3 - LAP CHART**

Lap 26			Lap 27			Lap 28		
No	Behind	Laptime	No	Behind	Laptime	No	Behind	Laptime
62		1:04.954	62		1:03.582	62		1:02.622
42	2 LAPS	1:11.575	32	3 LAPS	1:12.031	32	3 LAPS	1:11.724
33	1 LAP	1:09.447	33	1 LAP	1:06.956	33	1 LAP	1:06.642
66	3 LAPS	1:29.029	42	2 LAPS	1:11.045	42	2 LAPS	1:10.856
69	4 LAPS	1:15.004	9	26.809	1:05.599	9	30.499	1:06.312
9	24.792	1:04.043	66	3 LAPS	1:14.474	66	3 LAPS	1:11.770
P10	4 LAPS	1:50.687 P	69	4 LAPS	1:15.545	69	4 LAPS	1:14.136

Weather / Track : Bright / Dry

Pembrey  
 Circuit Length = 1.4560 miles  
 Start: 15:27 End: 15:59

**RAFMSA Race Challenge**  
**RACE 11 - GRID**

ROW 4	10   Bill BROWN	69   Darren HOWE
ROW 3	66   Alex DALY	32   Chris SLATER
ROW 2	33   Ian FLETCHER	42   Matt PRESTON
ROW 1	62   Paul MARTIN-JONES	9   Darren BERRIS
<b>Pole</b>		
		

Pembrey  
Circuit Length = 1.4560 miles

**These results are provisional until the conclusion of any judicial and technical matters.**

Clerk of Course :		Timekeeper :
-------------------	--	--------------

# RAFMSA Race Challenge

## RACE 11 - CLASSIFICATION

POS	NO	CL	NAME	ENTRY	LAPS	TIME	GAP	DIFF	MPH	BEST	ON
1	62		<b>Paul MARTIN-JONES</b>	Radical SR3	15	16:05.625			81.42	1:02.755	7
2	9		<b>Darren BERRIS</b>	Westfield V8	15	16:08.544	<b>2.919</b>	2.919	81.17	1:03.393	6
3	33		<b>Ian FLETCHER</b>	Fletcher Hornet MK4	15	16:56.052	<b>50.427</b>	47.508	77.38	1:06.291	5
4	66		<b>Alex DALY</b>	Volkswagen Golf MK1	14	16:36.305	<b>1 lap</b>	1 lap	73.65	1:09.747	5
5	32		<b>Chris SLATER</b>	Peugeot 306	14	17:04.035	<b>1 lap</b>	27.730	71.65	1:11.237	7
6	10		<b>Bill BROWN</b>	Peugeot 205 GTi	13	16:16.176	<b>2 laps</b>	1 lap	69.80	1:13.942	3
7	69		<b>Darren HOWE</b>	Volkswagen Golf GTi MK2	13	16:17.246	<b>2 laps</b>	1.070	69.72	1:13.446	7
NOT CLASSIFIED											
DNF	42		<b>Matt PRESTON</b>	Stuart Taylor Loloblade	6	7:22.736	<b>9 laps</b>	7 laps	71.03	1:09.297	3
FASTEST LAP											
	62		<b>Paul MARTIN-JONES</b>	Radical SR3	7	1:02.755			83.52 mph	134.41 kph	

Weather / Track : Bright / Dry  
 These results are provisional until the conclusion of any judicial and technical matters.

Pembrey  
 Circuit Length = 1.4560 miles  
 Start: 14:16 End: 14:33

Clerk of Course :		Timekeeper :
-------------------	--	--------------

**RAFMSA Race Challenge**  
**RACE 11 - LAP CHART**

Lap 1			Lap 2			Lap 3			Lap 4			Lap 5		
No	Behind	Laptime	No	Behind	Laptime	No	Behind	Laptime	No	Behind	Laptime	No	Behind	Laptime
9		1:10.840	9		1:04.299	9		1:04.020	9		1:04.056	9		1:03.748
33	2.374	1:13.214	62	4.270	1:05.716	62	5.050	1:04.800	62	4.943	1:03.949	62	4.319	1:03.124
62	2.853	1:13.693	33	5.306	1:07.231	33	8.460	1:07.174	33	11.047	1:06.643	33	13.590	1:06.291
42	6.023	1:16.863	42	11.744	1:10.020	42	17.021	1:09.297	42	23.731	1:10.766	42	31.696	1:11.713
66	8.423	1:19.263	66	14.781	1:10.657	66	21.106	1:10.345	66	27.450	1:10.400	66	33.449	1:09.747
10	12.236	1:23.076	32	22.256	1:14.071	32	30.579	1:12.343	32	38.976	1:12.453	32	47.094	1:11.866
32	12.484	1:23.324	10	23.067	1:15.130	10	32.989	1:13.942	10	43.013	1:14.080	10	53.606	1:14.341
69	13.948	1:24.788	69	24.477	1:14.828	69	35.122	1:14.665	69	45.416	1:14.350	69	56.051	1:14.383

Weather / Track : Bright / Dry

Pembrey  
 Circuit Length = 1.4560 miles  
 Start: 14:16 End: 14:33

**RAFMSA Race Challenge**  
**RACE 11 - LAP CHART**

Lap 6			Lap 7			Lap 8			Lap 9			Lap 10		
No	Behind	Laptime	No	Behind	Laptime	No	Behind	Laptime	No	Behind	Laptime	No	Behind	Laptime
9		1:03.393	9		1:04.686	9		1:03.675	9		1:04.099	9		1:03.712
62	3.919	1:02.993	10	1 LAP	1:14.617	62	1.773	1:03.460	62	1.376	1:03.702	62	0.487	1:02.823
33	17.518	1:07.321	62	1.988	1:02.755	10	1 LAP	1:14.693	32	1 LAP	1:12.238	32	1 LAP	1:11.663
66	41.161	1:11.105	69	1 LAP	1:14.209	69	1 LAP	1:13.446	10	1 LAP	1:14.313	33	31.474	1:08.484
P42	52.380	1:24.077 P	33	19.913	1:07.081	33	23.356	1:07.118	69	1 LAP	1:14.461	10	1 LAP	1:15.167
32	55.485	1:11.784	66	47.823	1:11.348	66	54.820	1:10.672	33	26.702	1:07.445	69	1 LAP	1:14.686
			32	1:02.036	1:11.237				66	1:00.754	1:10.033			

Weather / Track : Bright / Dry

Pembrey  
 Circuit Length = 1.4560 miles  
 Start: 14:16 End: 14:33

**RAFMSA Race Challenge**  
**RACE 11 - LAP CHART**

Lap 11			Lap 12			Lap 13			Lap 14			Lap 15		
No	Behind	Laptime	No	Behind	Laptime	No	Behind	Laptime	No	Behind	Laptime	No	Behind	Laptime
9		1:03.686	9		1:04.406	9		1:04.297	62		1:02.821	62		1:03.762
62	0.271	1:03.470	62	0.132	1:04.267	62	0.125	1:04.290	10	2 LAPS	1:14.470	9	2.919	1:05.445
66	1 LAP	1:12.286	66	1 LAP	1:10.317	66	1 LAP	1:09.900	9	1.236	1:04.182	10	2 LAPS	1:14.078
32	1 LAP	1:11.433	32	1 LAP	1:13.714	32	1 LAP	1:12.151	69	2 LAPS	1:14.893	69	2 LAPS	1:14.012
33	34.629	1:06.841	33	37.623	1:07.400	33	40.788	1:07.462	66	1 LAP	1:10.286	66	1 LAP	1:09.946
10	1 LAP	1:14.119	10	1 LAP	1:14.150				33	46.499	1:08.657	33	50.427	1:07.690
69	1 LAP	1:14.472	69	1 LAP	1:14.053				32	1 LAP	1:12.532	32	1 LAP	1:13.226

Weather / Track : Bright / Dry

Pembrey  
 Circuit Length = 1.4560 miles  
 Start: 14:16 End: 14:33

**McMillan Motorsport Caterham Graduate Championship - Classic Cars**  
**QUALIFYING - RACE 2 - CLASSIFICATION**

POS	NO	CL	NAME	ENTRY	TIME	ON	LAPS	GAP	DIFF	MPH
1	97		Graham SMITH	Caterham 7	1:17.370	15	15			67.74
2	88		Amanda BLACK	Caterham 7	1:17.872	12	15	0.502	0.502	67.31
3	90		Rowan WILLIAMS	Caterham 7	1:18.098	15	15	0.728	0.226	67.11
4	75		Justin COX	Caterham 7	1:18.268	15	15	0.898	0.170	66.96
5	71		Graeme SMITH	Caterham 7	1:18.325	14	15	0.955	0.057	66.92
6	93		Trevor CARVEY	Caterham 7	1:18.589	13	14	1.219	0.264	66.69
7	89		Paul HAWKER	Caterham 7	1:18.752	14	15	1.382	0.163	66.55
8	76		Trevor HARBER	Caterham 7	1:18.937	14	14	1.567	0.185	66.40
9	98		Graham SMITH	Caterham 7	1:19.398	12	15	2.028	0.461	66.01
10	73		John PARKER	Caterham 7	1:19.466	14	14	2.096	0.068	65.96
11	96		Colin JARDINE	Caterham 7	1:19.744	12	14	2.374	0.278	65.73
12	81		Stu THOMPSON	Caterham 7	1:20.256	12	15	2.886	0.512	65.31
13	85		Stuart HIGGINS	Caterham Seven	1:20.804	12	14	3.434	0.548	64.86
14	79		Pete CANNARD	Caterham 7	1:22.807	12	14	5.437	2.003	63.29
15	84		Sheila MARSHALL	Caterham 7	1:23.710	14	14	6.340	0.903	62.61
16	86		Darren GRAINGER	Caterham 7	1:25.396	12	13	8.026	1.686	61.37

Weather / Track : Rain / Wet  
 These results are provisional until the conclusion of any judicial and technical matters.

Pembrey  
 Circuit Length = 1.4560 miles  
 Start: 10:27 End: 10:49

Clerk of Course :		Timekeeper :
-------------------	--	--------------

# McMillan Motorsport Caterham Graduate Championship - Classic Cars

## QUALIFYING - RACE 2 - LAP ANALYSIS

<b>71</b>	<b>Graeme SMITH</b>		Caterham 7				
1 -	1:23.677	+ 5.352	10:29:06.478	9 -	1:18.860	+ 0.535	10:39:43.987
2 -	1:20.361	+ 2.036	10:30:26.839	10 -	1:19.771	+ 1.446	10:41:03.758
3 -	1:19.633	+ 1.308	10:31:46.472	11 -	1:19.163	+ 0.838	10:42:22.921
4 -	1:19.550	+ 1.225	10:33:06.022	12 -	1:18.830	+ 0.505	10:43:41.751
5 -	1:19.068	+ 0.743	10:34:25.090	13 -	1:18.363	+ 0.038	10:45:00.114
6 -	1:19.878	+ 1.553	10:35:44.968	14 -	<b>1:18.325</b>		<b>10:46:18.439</b>
7 -	1:19.377	+ 1.052	10:37:04.345	15 -	1:22.344	+ 4.019	10:47:40.783
8 -	1:20.782	+ 2.457	10:38:25.127				
<b>73</b>	<b>John PARKER</b>		Caterham 7				
1 -	1:49.278	+ 29.812	10:29:55.110	8 -	1:22.071	+ 2.605	10:39:36.288
2 -	1:26.499	+ 7.033	10:31:21.609	9 -	1:19.787	+ 0.321	10:40:56.075
3 -	1:24.605	+ 5.139	10:32:46.214	10 -	1:19.892	+ 0.426	10:42:15.967
4 -	1:23.273	+ 3.807	10:34:09.487	11 -	1:19.776	+ 0.310	10:43:35.743
5 -	1:22.506	+ 3.040	10:35:31.993	12 -	1:22.911	+ 3.445	10:44:58.654
6 -	1:21.329	+ 1.863	10:36:53.322	13 -	1:20.073	+ 0.607	10:46:18.727
7 -	1:20.895	+ 1.429	10:38:14.217	14 -	<b>1:19.466</b>		<b>10:47:38.193</b>
<b>75</b>	<b>Justin COX</b>		Caterham 7				
1 -	1:27.021	+ 8.753	10:29:13.599	9 -	1:20.384	+ 2.116	10:39:57.076
2 -	1:22.799	+ 4.531	10:30:36.398	10 -	1:19.392	+ 1.124	10:41:16.468
3 -	1:21.501	+ 3.233	10:31:57.899	11 -	1:18.992	+ 0.724	10:42:35.460
4 -	1:21.018	+ 2.750	10:33:18.917	12 -	1:18.582	+ 0.314	10:43:54.042
5 -	1:19.735	+ 1.467	10:34:38.652	13 -	1:18.796	+ 0.528	10:45:12.838
6 -	1:19.367	+ 1.099	10:35:58.019	14 -	1:18.874	+ 0.606	10:46:31.712
7 -	1:19.302	+ 1.034	10:37:17.321	15 -	<b>1:18.268</b>		<b>10:47:49.980</b>
8 -	1:19.371	+ 1.103	10:38:36.692				
<b>76</b>	<b>Trevor HARBER</b>		Caterham 7				
1 -	1:36.587	+ 17.650	10:29:34.353	8 -	1:22.508	+ 3.571	10:39:30.373
2 -	1:31.774	+ 12.837	10:31:06.127	9 -	1:20.545	+ 1.608	10:40:50.918
3 -	1:26.697	+ 7.760	10:32:32.824	10 -	1:23.467	+ 4.530	10:42:14.385
4 -	1:27.158	+ 8.221	10:33:59.982	11 -	1:20.799	+ 1.862	10:43:35.184
5 -	1:23.883	+ 4.946	10:35:23.865	12 -	1:19.636	+ 0.699	10:44:54.820
6 -	1:23.126	+ 4.189	10:36:46.991	13 -	1:21.841	+ 2.904	10:46:16.661
7 -	1:20.874	+ 1.937	10:38:07.865	14 -	<b>1:18.937</b>		<b>10:47:35.598</b>
<b>79</b>	<b>Pete CANNARD</b>		Caterham 7				
1 -	1:30.292	+ 7.485	10:29:18.643	8 -	1:24.570	+ 1.763	10:39:20.750
2 -	1:27.344	+ 4.537	10:30:45.987	9 -	1:23.580	+ 0.773	10:40:44.330
3 -	1:29.098	+ 6.291	10:32:15.085	10 -	1:23.713	+ 0.906	10:42:08.043
4 -	1:25.611	+ 2.804	10:33:40.696	11 -	1:22.854	+ 0.047	10:43:30.897
5 -	1:25.220	+ 2.413	10:35:05.916	12 -	<b>1:22.807</b>		<b>10:44:53.704</b>
6 -	1:25.339	+ 2.532	10:36:31.255	13 -	1:24.597	+ 1.790	10:46:18.301
7 -	1:24.925	+ 2.118	10:37:56.180	14 -	1:24.350	+ 1.543	10:47:42.651
<b>81</b>	<b>Stu THOMPSON</b>		Caterham 7				
1 -	1:28.620	+ 8.364	10:29:20.646	9 -	1:21.030	+ 0.774	10:40:25.959
2 -	1:25.510	+ 5.254	10:30:46.156	10 -	1:20.472	+ 0.216	10:41:46.431
3 -	1:25.197	+ 4.941	10:32:11.353	11 -	1:20.489	+ 0.233	10:43:06.920
4 -	1:24.674	+ 4.418	10:33:36.027	12 -	<b>1:20.256</b>		<b>10:44:27.176</b>
5 -	1:23.067	+ 2.811	10:34:59.094	13 -	1:20.723	+ 0.467	10:45:47.899
6 -	1:22.616	+ 2.360	10:36:21.710	14 -	1:20.834	+ 0.578	10:47:08.733
7 -	1:21.887	+ 1.631	10:37:43.597	15 -	1:20.805	+ 0.549	10:48:29.538
8 -	1:21.332	+ 1.076	10:39:04.929				
<b>84</b>	<b>Sheila MARSHALL</b>		Caterham 7				
1 -	1:39.744	+ 16.034	10:29:41.179	8 -	1:28.615	+ 4.905	10:40:00.647
2 -	1:28.975	+ 5.265	10:31:10.154	9 -	1:27.522	+ 3.812	10:41:28.169
3 -	1:26.929	+ 3.219	10:32:37.083	10 -	1:25.232	+ 1.522	10:42:53.401
4 -	1:28.072	+ 4.362	10:34:05.155	11 -	1:25.749	+ 2.039	10:44:19.150

Weather / Track : Rain / Wet

Pembrey  
Circuit Length = 1.4560 miles  
Start: 10:27 End: 10:49

# McMillan Motorsport Caterham Graduate Championship - Classic Cars

## QUALIFYING - RACE 2 - LAP ANALYSIS

5 -	1:30.287	+ 6.577	10:35:35.442	12 -	1:26.550	+ 2.840	10:45:45.700
6 -	1:28.744	+ 5.034	10:37:04.186	13 -	1:24.297	+ 0.587	10:47:09.997
7 -	1:27.846	+ 4.136	10:38:32.032	14 -	<b>1:23.710</b>		<b>10:48:33.707</b>
<b>85</b>	<b>Stuart HIGGINS</b> Caterham Seven						
1 -	1:50.184	+ 29.380	10:29:57.516	8 -	1:24.479	+ 3.675	10:39:56.767
2 -	1:29.280	+ 8.476	10:31:26.796	9 -	1:24.102	+ 3.298	10:41:20.869
3 -	1:26.267	+ 5.463	10:32:53.063	10 -	1:23.629	+ 2.825	10:42:44.498
4 -	1:25.239	+ 4.435	10:34:18.302	11 -	1:22.181	+ 1.377	10:44:06.679
5 -	1:26.047	+ 5.243	10:35:44.349	12 -	<b>1:20.804</b>		<b>10:45:27.483</b>
6 -	1:24.027	+ 3.223	10:37:08.376	13 -	1:23.849	+ 3.045	10:46:51.332
7 -	1:23.912	+ 3.108	10:38:32.288	14 -	1:21.503	+ 0.699	10:48:12.835
<b>86</b>	<b>Darren GRAINGER</b> Caterham 7						
1 -	2:07.667	+ 42.271	10:30:03.871	8 -	1:28.689	+ 3.293	10:41:27.723
2 -	1:49.308	+ 23.912	10:31:53.179	9 -	1:28.728	+ 3.332	10:42:56.451
3 -	1:42.307	+ 16.911	10:33:35.486	10 -	1:27.605	+ 2.209	10:44:24.056
4 -	1:40.576	+ 15.180	10:35:16.062	11 -	1:25.690	+ 0.294	10:45:49.746
5 -	1:36.481	+ 11.085	10:36:52.543	12 -	<b>1:25.396</b>		<b>10:47:15.142</b>
6 -	1:34.339	+ 8.943	10:38:26.882	13 -	1:26.564	+ 1.168	10:48:41.706
7 -	1:32.152	+ 6.756	10:39:59.034				
<b>88</b>	<b>Amanda BLACK</b> Caterham 7						
1 -	1:30.446	+ 12.574	10:29:30.792	9 -	1:19.014	+ 1.142	10:40:17.175
2 -	1:24.002	+ 6.130	10:30:54.794	10 -	1:19.216	+ 1.344	10:41:36.391
3 -	1:22.239	+ 4.367	10:32:17.033	11 -	1:18.690	+ 0.818	10:42:55.081
4 -	1:21.553	+ 3.681	10:33:38.586	12 -	<b>1:17.872</b>		<b>10:44:12.953</b>
5 -	1:20.595	+ 2.723	10:34:59.181	13 -	1:18.675	+ 0.803	10:45:31.628
6 -	1:19.699	+ 1.827	10:36:18.880	14 -	1:18.140	+ 0.268	10:46:49.768
7 -	1:20.182	+ 2.310	10:37:39.062	15 -	1:18.703	+ 0.831	10:48:08.471
8 -	1:19.099	+ 1.227	10:38:58.161				
<b>89</b>	<b>Paul HAWKER</b> Caterham 7						
1 -	1:29.391	+ 10.639	10:29:15.119	9 -	1:19.550	+ 0.798	10:40:22.197
2 -	1:23.461	+ 4.709	10:30:38.580	10 -	1:20.727	+ 1.975	10:41:42.924
3 -	1:21.918	+ 3.166	10:32:00.498	11 -	1:19.149	+ 0.397	10:43:02.073
4 -	1:21.664	+ 2.912	10:33:22.162	12 -	1:19.601	+ 0.849	10:44:21.674
5 -	1:20.434	+ 1.682	10:34:42.596	13 -	1:20.391	+ 1.639	10:45:42.065
6 -	1:36.735	+ 17.983	10:36:19.331	14 -	<b>1:18.752</b>		<b>10:47:00.817</b>
7 -	1:22.700	+ 3.948	10:37:42.031	15 -	1:19.063	+ 0.311	10:48:19.880
8 -	1:20.616	+ 1.864	10:39:02.647				
<b>90</b>	<b>Rowan WILLIAMS</b> Caterham 7						
1 -	1:22.176	+ 4.078	10:29:02.973	9 -	1:19.220	+ 1.122	10:39:40.332
2 -	1:19.965	+ 1.867	10:30:22.938	10 -	1:18.593	+ 0.495	10:40:58.925
3 -	1:19.950	+ 1.852	10:31:42.888	11 -	1:19.033	+ 0.935	10:42:17.958
4 -	1:20.372	+ 2.274	10:33:03.260	12 -	1:18.630	+ 0.532	10:43:36.588
5 -	1:19.684	+ 1.586	10:34:22.944	13 -	1:19.166	+ 1.068	10:44:55.754
6 -	1:19.114	+ 1.016	10:35:42.058	14 -	1:20.495	+ 2.397	10:46:16.249
7 -	1:19.176	+ 1.078	10:37:01.234	15 -	<b>1:18.098</b>		<b>10:47:34.347</b>
8 -	1:19.878	+ 1.780	10:38:21.112				
<b>93</b>	<b>Trevor CARVEY</b> Caterham 7						
1 -	1:30.680	+ 12.091	10:29:30.214	8 -	1:19.853	+ 1.264	10:39:34.340
2 -	1:32.465	+ 13.876	10:31:02.679	9 -	1:31.914	+ 13.325	10:41:06.254
3 -	1:25.563	+ 6.974	10:32:28.242	10 -	1:19.641	+ 1.052	10:42:25.895
4 -	1:42.204	+ 23.615	10:34:10.446	11 -	1:19.324	+ 0.735	10:43:45.219
5 -	1:23.448	+ 4.859	10:35:33.894	12 -	1:19.073	+ 0.484	10:45:04.292
6 -	1:20.476	+ 1.887	10:36:54.370	13 -	<b>1:18.589</b>		<b>10:46:22.881</b>
7 -	1:20.117	+ 1.528	10:38:14.487	14 -	1:19.083	+ 0.494	10:47:41.964
<b>96</b>	<b>Colin JARDINE</b> Caterham 7						
1 -	1:32.890	+ 13.146	10:29:29.123	8 -	1:36.297	+ 16.553	10:39:42.141

Weather / Track : Rain / Wet

Pembrey  
Circuit Length = 1.4560 miles  
Start: 10:27 End: 10:49

# McMillan Motorsport Caterham Graduate Championship - Classic Cars

## QUALIFYING - RACE 2 - LAP ANALYSIS

2 -	1:25.790	+ 6.046	10:30:54.913	9 -	1:21.920	+ 2.176	10:41:04.061
3 -	1:23.593	+ 3.849	10:32:18.506	10 -	1:20.301	+ 0.557	10:42:24.362
4 -	1:22.515	+ 2.771	10:33:41.021	11 -	1:21.111	+ 1.367	10:43:45.473
5 -	1:39.931	+ 20.187	10:35:20.952	12 -	<b>1:19.744</b>		<b>10:45:05.217</b>
6 -	1:22.236	+ 2.492	10:36:43.188	13 -	1:35.488	+ 15.744	10:46:40.705
7 -	1:22.656	+ 2.912	10:38:05.844	14 -	1:29.826	+ 10.082	10:48:10.531
<b>97</b>	<b>Graham SMITH</b>			Caterham 7			
1 -	1:23.089	+ 5.719	10:29:28.776	9 -	1:18.079	+ 0.709	10:39:59.541
2 -	1:20.655	+ 3.285	10:30:49.431	10 -	1:17.970	+ 0.600	10:41:17.511
3 -	1:21.659	+ 4.289	10:32:11.090	11 -	1:18.084	+ 0.714	10:42:35.595
4 -	1:18.583	+ 1.213	10:33:29.673	12 -	1:18.227	+ 0.857	10:43:53.822
5 -	1:17.926	+ 0.556	10:34:47.599	13 -	1:22.593	+ 5.223	10:45:16.415
6 -	1:17.886	+ 0.516	10:36:05.485	14 -	1:17.527	+ 0.157	10:46:33.942
7 -	1:17.820	+ 0.450	10:37:23.305	15 -	<b>1:17.370</b>		<b>10:47:51.312</b>
8 -	1:18.157	+ 0.787	10:38:41.462				
<b>98</b>	<b>Graham SMITH</b>			Caterham 7			
1 -	1:37.349	+ 17.951	10:29:36.535	9 -	1:20.337	+ 0.939	10:40:39.408
2 -	1:27.979	+ 8.581	10:31:04.514	10 -	1:19.981	+ 0.583	10:41:59.389
3 -	1:24.160	+ 4.762	10:32:28.674	11 -	1:19.930	+ 0.532	10:43:19.319
4 -	1:24.046	+ 4.648	10:33:52.720	12 -	<b>1:19.398</b>		<b>10:44:38.717</b>
5 -	1:23.192	+ 3.794	10:35:15.912	13 -	1:19.932	+ 0.534	10:45:58.649
6 -	1:21.037	+ 1.639	10:36:36.949	14 -	1:20.331	+ 0.933	10:47:18.980
7 -	1:21.029	+ 1.631	10:37:57.978	15 -	1:20.304	+ 0.906	10:48:39.284
8 -	1:21.093	+ 1.695	10:39:19.071				

Weather / Track : Rain / Wet


Pembrey  
Circuit Length = 1.4560 miles  
Start: 10:27 End: 10:49

# McMillan Motorsport Caterham Graduate Championship - Classic Cars

## RACE 2 - GRID

ROW 8	1:23.710 84 Sheila MARSHALL	1:25.396 86 Darren GRAINGER
ROW 7	1:20.804 85 Stuart HIGGINS	1:22.807 79 Pete CANNARD
ROW 6	1:19.744 96 Colin JARDINE	1:20.256 81 Stu THOMPSON
ROW 5	1:19.398 98 Graham SMITH	1:19.466 73 John PARKER
ROW 4	1:18.752 89 Paul HAWKER	1:18.937 76 Trevor HARBER
ROW 3	1:18.325 71 Graeme SMITH	1:18.589 93 Trevor CARVEY
ROW 2	1:18.098 90 Rowan WILLIAMS	1:18.268 75 Justin COX
ROW 1	1:17.370 97 Graham SMITH	1:17.872 88 Amanda BLACK

**Pole**



Pembrey  
Circuit Length = 1.4560 miles

**These results are provisional until the conclusion of any judicial and technical matters.**


Clerk of Course :		Timekeeper :
-------------------	--	--------------

# McMillan Motorsport Caterham Graduate Championship - Classic Cars

## RACE 8 - GRID

ROW 8	1:24.297 84 Sheila MARSHALL	1:25.690 86 Darren GRAINGER
ROW 7	1:21.503 85 Stuart HIGGINS	1:22.854 79 Pete CANNARD
ROW 6	1:20.301 96 Colin JARDINE	1:20.472 81 Stu THOMPSON
ROW 5	1:19.776 73 John PARKER	1:19.930 98 Graham SMITH
ROW 4	1:19.073 93 Trevor CARVEY	1:19.636 76 Trevor HARBER
ROW 3	1:18.593 90 Rowan WILLIAMS	1:19.063 89 Paul HAWKER
ROW 2	1:18.363 71 Graeme SMITH	1:18.582 75 Justin COX
ROW 1	1:17.527 97 Graham SMITH	1:18.140 88 Amanda BLACK

**Pole**



Pembrey  
Circuit Length = 1.4560 miles

**These results are provisional until the conclusion of any judicial and technical matters.**

Clerk of Course :		Timekeeper :
-------------------	--	--------------

**McMillan Motorsport Caterham Graduate Championship - Classic Cars**  
**RACE 2 - CLASSIFICATION - AMENDED**

POS	NO	CL	NAME	ENTRY	LAPS	TIME	GAP	DIFF	MPH	BEST	ON
1	75		Justin COX	Caterham 7	18	21:36.795			72.75	1:10.780	16
2	89		Paul HAWKER	Caterham 7	18	21:39.296	2.501	2.501	72.61	1:10.857	16
3	97		Graham SMITH	Caterham 7	18	21:39.335	2.540	0.039	72.61	1:10.826	8
4	73		John PARKER	Caterham 7	18	21:39.946	3.151	0.611	72.57	1:10.261	13
5	81		Stu THOMPSON	Caterham 7	18	21:42.680	5.885	2.734	72.42	1:10.964	15
6	93		Trevor CARVEY	Caterham 7	18	21:45.030	8.235	2.350	72.29	1:10.788	5
7	71		Graeme SMITH	Caterham 7	18	21:49.778	12.983	4.748	72.03	1:11.563	17
8	76		Trevor HARBER	Caterham 7	18	21:49.954	13.159	0.176	72.02	1:10.863	10
9	88		Amanda BLACK	Caterham 7	18	21:50.093	13.298	0.139	72.01	1:11.438	18
10	98		James RUSSELL	Caterham 7	18	21:51.467	14.672	1.374	71.94	1:11.535	17
11	85		Stuart HIGGINS	Caterham Seven	18	22:00.187	23.392	8.720	71.46	1:12.278	15
12	90		Rowan WILLIAMS	Caterham 7	18	22:02.760	25.965	2.573	71.32	1:11.344	18
13	79		Pete CANNARD	Caterham 7	18	22:22.834	46.039	20.074	70.26	1:12.883	8
14	86		Darren GRAINGER	Caterham 7	18	22:23.012	46.217	0.178	70.25	1:12.799	7
15	84		Sheila MARSHALL	Caterham 7	18	22:28.916	52.121	5.904	69.94	1:13.706	13
16	96		Colin JARDINE	Caterham 7	18	22:34.545	57.750	5.629	69.65	1:12.923	13

FASTEST LAP

73	John PARKER	Caterham 7	13	1:10.261	74.60 mph	120.05 kph
----	-------------	------------	----	----------	-----------	------------

Weather / Track : Bright / Dry  
 These results are provisional until the conclusion of any judicial and technical matters.

Pembrey  
 Circuit Length = 1.4560 miles  
 Start: 14:54 End: 15:17

Clerk of Course :		Timekeeper :	
-------------------	--	--------------	--

# McMillan Motorsport Caterham Graduate Championship - Classic Cars

## RACE 2 - LAP CHART

Lap 1			Lap 2			Lap 3			Lap 4			Lap 5		
No	Behind	Laptime	No	Behind	Laptime	No	Behind	Laptime	No	Behind	Laptime	No	Behind	Laptime
97		1:17.929	75		1:11.157	75		1:12.548	75		1:11.364	75		1:11.234
88	0.805	1:18.734	97	0.183	1:12.273	97	0.407	1:12.772	93	0.561	1:11.414	93	0.115	1:10.788
75	0.933	1:18.862	93	0.312	1:11.114	93	0.511	1:12.747	97	0.833	1:11.790	97	1.574	1:11.975
93	1.288	1:19.217	89	1.334	1:11.559	89	1.060	1:12.274	89	1.069	1:11.373	89	1.991	1:12.156
89	1.865	1:19.794	88	1.911	1:13.196	88	1.818	1:12.455	88	2.918	1:12.464	88	4.797	1:13.113
71	2.144	1:20.073	76	4.221	1:13.740	76	2.953	1:11.280	76	3.424	1:11.835	76	4.960	1:12.770
76	2.571	1:20.500	98	4.314	1:13.121	81	4.555	1:12.374	73	4.863	1:11.500	73	5.127	1:11.498
73	2.842	1:20.771	81	4.729	1:13.107	73	4.727	1:12.357	81	5.311	1:12.120	81	5.777	1:11.700
98	3.283	1:21.212	73	4.918	1:14.166	98	4.996	1:13.230	71	6.014	1:12.193	71	6.431	1:11.651
81	3.712	1:21.641	71	5.138	1:15.084	71	5.185	1:12.595	98	6.180	1:12.548	98	7.447	1:12.501
79	5.042	1:22.971	79	6.387	1:13.435	85	8.443	1:14.006	85	10.128	1:13.049	85	11.351	1:12.457
96	5.716	1:23.645	85	6.985	1:12.975	84	11.769	1:15.296	84	15.475	1:15.070	96	19.129	1:14.777
85	6.100	1:24.029	96	7.424	1:13.798	86	12.034	1:15.379	96	15.586	1:14.573	84	20.434	1:16.193
84	6.936	1:24.865	84	9.021	1:14.175	96	12.377	1:17.501	79	16.225	1:14.808	79	20.556	1:15.565
86	7.134	1:25.063	86	9.203	1:14.159	79	12.781	1:18.942	86	16.457	1:15.787	90	20.707	1:13.194
90	17.425	1:35.354	90	18.267	1:12.932	90	18.450	1:12.731	90	18.747	1:11.661	86	21.124	1:15.901

Weather / Track : Bright / Dry

Pembrey  
Circuit Length = 1.4560 miles  
Start: 14:54 End: 15:17

# McMillan Motorsport Caterham Graduate Championship - Classic Cars

## RACE 2 - LAP CHART

Lap 6			Lap 7			Lap 8			Lap 9			Lap 10		
No	Behind	Laptime	No	Behind	Laptime	No	Behind	Laptime	No	Behind	Laptime	No	Behind	Laptime
75		1:11.379	75		1:11.336	75		1:11.188	93		1:11.936	93		1:11.758
93	0.201	1:11.465	93	0.111	1:11.246	93	0.154	1:11.231	75	0.588	1:12.678	75	0.136	1:11.306
97	1.180	1:10.985	97	0.743	1:10.899	97	0.381	1:10.826	97	0.757	1:12.466	97	0.422	1:11.423
89	1.569	1:10.957	89	1.183	1:10.950	89	0.991	1:10.996	89	1.165	1:12.264	89	1.159	1:11.752
76	5.855	1:12.274	81	7.521	1:12.688	73	7.866	1:11.434	73	7.041	1:11.265	73	6.291	1:11.008
81	6.169	1:11.771	73	7.620	1:12.410	81	8.535	1:12.202	81	7.508	1:11.063	81	7.499	1:11.749
73	6.546	1:12.798	88	8.234	1:12.775	71	9.092	1:11.812	71	9.066	1:12.064	71	9.107	1:11.799
88	6.795	1:13.377	71	8.468	1:12.809	88	9.212	1:12.166	88	9.374	1:12.252	88	9.244	1:11.628
71	6.995	1:11.943	98	8.768	1:11.961	76	10.133	1:11.877	76	10.618	1:12.575	76	9.723	1:10.863
98	8.143	1:12.075	76	9.444	1:14.925	98	10.242	1:12.662	98	10.760	1:12.608	98	11.392	1:12.390
85	12.752	1:12.780	85	13.820	1:12.404	85	15.756	1:13.124	85	16.067	1:12.401	85	16.944	1:12.635
96	21.958	1:14.208	90	23.463	1:12.657	90	26.160	1:13.885	90	26.215	1:12.145	90	26.344	1:11.887
90	22.142	1:12.814	96	23.960	1:13.338	96	26.346	1:13.574	96	28.122	1:13.866	96	30.452	1:14.088
79	23.277	1:14.100	79	25.108	1:13.167	79	26.803	1:12.883	79	28.701	1:13.988	79	30.555	1:13.612
86	23.864	1:14.119	86	25.327	1:12.799	86	27.188	1:13.049	86	28.968	1:13.870	86	30.807	1:13.597
84	24.501	1:15.446	84	26.886	1:13.721	84	30.151	1:14.453	84	32.077	1:14.016	84	34.060	1:13.741

Weather / Track : Bright / Dry

Pembrey  
Circuit Length = 1.4560 miles  
Start: 14:54 End: 15:17

# McMillan Motorsport Caterham Graduate Championship - Classic Cars

## RACE 2 - LAP CHART

Lap 11			Lap 12			Lap 13			Lap 14			Lap 15		
No	Behind	Laptime	No	Behind	Laptime	No	Behind	Laptime	No	Behind	Laptime	No	Behind	Laptime
93		1:13.667	93		1:12.212	93		1:11.980	75		1:11.892	75		1:10.889
97	0.113	1:13.358	75	0.031	1:12.106	75	0.061	1:12.010	97	0.432	1:12.154	89	1.536	1:11.859
75	0.137	1:13.668	97	0.176	1:12.275	97	0.231	1:12.035	89	0.566	1:12.019	97	1.622	1:12.079
89	0.436	1:12.944	89	0.478	1:12.254	89	0.500	1:12.002	73	0.911	1:11.967	73	2.071	1:12.049
73	3.944	1:11.320	73	2.616	1:10.884	73	0.897	1:10.261	93	2.650	1:14.603	93	3.166	1:11.405
81	5.281	1:11.449	81	4.610	1:11.541	81	4.216	1:11.586	81	3.750	1:11.487	81	3.825	1:10.964
71	8.082	1:12.642	71	8.234	1:12.364	76	8.533	1:12.138	71	9.331	1:12.418	71	10.211	1:11.769
88	8.350	1:12.773	76	8.375	1:11.995	71	8.866	1:12.612	88	9.575	1:12.183	88	10.381	1:11.695
76	8.592	1:12.536	88	8.998	1:12.860	88	9.345	1:12.327	76	9.747	1:13.167	76	10.558	1:11.700
98	10.826	1:13.101	98	10.739	1:12.125	98	11.408	1:12.649	98	11.813	1:12.358	98	12.823	1:11.899
85	16.032	1:12.755	85	16.325	1:12.505	85	17.363	1:13.018	85	17.716	1:12.306	85	19.105	1:12.278
90	24.933	1:12.256	90	24.469	1:11.748	90	24.242	1:11.753	90	23.748	1:11.459	90	24.471	1:11.612
96	30.419	1:13.634	79	32.355	1:13.618	79	33.426	1:13.051	79	34.562	1:13.089	79	37.593	1:13.920
79	30.949	1:14.061	96	32.674	1:14.467	96	33.617	1:12.923	96	34.709	1:13.045	86	37.716	1:13.631
86	31.208	1:14.068	86	33.044	1:14.048	86	33.996	1:12.932	86	34.974	1:12.931	84	43.123	1:14.166
84	34.298	1:13.905	84	36.239	1:14.153	84	37.965	1:13.706	84	39.846	1:13.834	96	48.674	1:24.854

Weather / Track : Bright / Dry

Pembrey  
Circuit Length = 1.4560 miles  
Start: 14:54 End: 15:17

# McMillan Motorsport Caterham Graduate Championship - Classic Cars

## RACE 2 - LAP CHART

Lap 16			Lap 17			Lap 18		
No	Behind	Laptime	No	Behind	Laptime	No	Behind	Laptime
75		1:10.780	75		1:10.986	75		1:11.412
89	1.613	1:10.857	89	1.856	1:11.229	89	2.501	1:12.057
97	2.350	1:11.508	73	2.011	1:10.509	97	2.540	1:11.535
73	2.488	1:11.197	97	2.417	1:11.053	73	3.151	1:12.552
81	4.221	1:11.176	81	5.302	1:12.067	81	5.885	1:11.995
93	5.720	1:13.334	93	6.217	1:11.483	93	8.235	1:13.430
71	11.927	1:12.496	71	12.504	1:11.563	71	12.983	1:11.891
88	12.519	1:12.918	88	13.272	1:11.739	76	13.159	1:11.178
76	12.941	1:13.163	76	13.393	1:11.438	88	13.298	1:11.438
98	13.814	1:11.771	98	14.363	1:11.535	98	14.672	1:11.721
85	20.994	1:12.669	85	22.311	1:12.303	85	23.392	1:12.493
90	25.522	1:11.831	90	26.033	1:11.497	90	25.965	1:11.344
79	40.988	1:14.175	79	43.393	1:13.391	79	46.039	1:14.058
86	41.174	1:14.238	86	43.666	1:13.478	86	46.217	1:13.963
84	46.387	1:14.044	84	49.387	1:13.986	84	52.121	1:14.146
96	52.250	1:14.356	96	55.114	1:13.850	96	57.750	1:14.048

Weather / Track : Bright / Dry

Pembrey  
Circuit Length = 1.4560 miles  
Start: 14:54 End: 15:17

**McMillan Motorsport Caterham Graduate Championship - Classic Cars**  
**RACE 8 - CLASSIFICATION**

POS	NO	CL	NAME	ENTRY	LAPS	TIME	GAP	DIFF	MPH	BEST	ON
1	73		John PARKER	Caterham 7	35	42:07.288			72.58	1:10.915	3
2	97		Graham SMITH	Caterham 7	35	42:07.541	0.253	0.253	72.58	1:11.040	10
3	75		Justin COX	Caterham 7	35	42:07.791	0.503	0.250	72.57	1:10.995	10
4	71		Graeme SMITH	Caterham 7	35	42:10.843	3.555	3.052	72.48	1:11.367	17
5	89		Paul HAWKER	Caterham 7	35	42:11.877	4.589	1.034	72.45	1:11.005	19
6	90		Rowan WILLIAMS	Caterham 7	35	42:12.014	4.726	0.137	72.45	1:11.101	35
7	76		Trevor HARBER	Caterham 7	35	42:19.495	12.207	7.481	72.24	1:10.583	23
8	81		Stu THOMPSON	Caterham 7	35	42:20.512	13.224	1.017	72.21	1:11.336	23
9	98		James RUSSELL	Caterham 7	35	42:21.157	13.869	0.645	72.19	1:10.977	33
10	85		Stuart HIGGINS	Caterham Seven	35	42:21.287	13.999	0.130	72.19	1:11.039	17
11	79		Pete CANNARD	Caterham 7	35	42:36.043	28.755	14.756	71.77	1:11.971	20
12	96		Colin JARDINE	Caterham 7	35	42:45.355	38.067	9.312	71.51	1:11.303	7
13	86		Darren GRAINGER	Caterham 7	35	43:03.550	56.262	18.195	71.00	1:12.463	29
14	84		Sheila MARSHALL	Caterham 7	34	42:38.686	1 lap	1 lap	69.65	1:13.024	32
15	88		Amanda BLACK	Caterham 7	34	42:39.219	1 lap	0.533	69.63	1:11.128	26

**FASTEST LAP**

76	Trevor HARBER	Caterham 7	23	1:10.583	74.26 mph	119.51 kph
----	---------------	------------	----	----------	-----------	------------

Weather / Track : Bright / Dry  
 These results are provisional until the conclusion of any judicial and technical matters.

Pembrey  
 Circuit Length = 1.4560 miles  
 Start: 10:45 End: 11:29

Clerk of Course :	Timekeeper :
-------------------	--------------

# McMillan Motorsport Caterham Graduate Championship - Classic Cars

## RACE 8 - LAP CHART

Lap 1			Lap 2			Lap 3			Lap 4			Lap 5		
No	Behind	Laptime	No	Behind	Laptime	No	Behind	Laptime	No	Behind	Laptime	No	Behind	Laptime
97		1:17.427	88		1:11.953	88		1:12.000	88		1:12.126	88		1:11.549
88	0.193	1:17.620	97	0.203	1:12.349	97	0.137	1:11.934	90	0.419	1:12.017	90	0.163	1:11.293
75	0.684	1:18.111	75	0.558	1:12.020	90	0.528	1:11.687	97	0.539	1:12.528	97	0.463	1:11.473
90	1.374	1:18.801	90	0.841	1:11.613	75	0.671	1:12.113	75	0.759	1:12.214	73	1.000	1:11.140
89	2.386	1:19.813	89	1.848	1:11.608	89	1.334	1:11.486	89	1.145	1:11.937	75	1.300	1:12.090
71	2.676	1:20.103	71	2.101	1:11.571	71	1.815	1:11.714	73	1.409	1:11.290	89	1.718	1:12.122
98	3.398	1:20.825	73	3.330	1:11.482	73	2.245	1:10.915	71	1.894	1:12.205	71	1.904	1:11.559
76	3.744	1:21.171	98	4.195	1:12.943	98	4.406	1:12.211	76	4.876	1:12.443	76	6.749	1:13.422
73	3.994	1:21.421	76	4.378	1:12.780	76	4.559	1:12.181	98	4.936	1:12.656	98	6.986	1:13.599
81	5.044	1:22.471	81	5.703	1:12.805	81	6.867	1:13.164	81	6.465	1:11.724	81	7.144	1:12.228
96	5.234	1:22.661	96	5.857	1:12.769	85	7.046	1:12.202	85	6.541	1:11.621	85	7.250	1:12.258
79	6.185	1:23.612	85	6.844	1:12.568	96	7.590	1:13.733	96	7.932	1:12.468	96	8.516	1:12.133
85	6.422	1:23.849	79	7.598	1:13.559	79	8.887	1:13.289	79	9.510	1:12.749	79	10.813	1:12.852
84	8.096	1:25.523	84	9.414	1:13.464	84	10.441	1:13.027	84	11.750	1:13.435	84	13.745	1:13.544
86	8.732	1:26.159	86	10.882	1:14.296	86	12.597	1:13.715	86	14.182	1:13.711	86	16.813	1:14.180

Weather / Track : Bright / Dry

Pembrey  
Circuit Length = 1.4560 miles  
Start: 10:45 End: 11:29

# McMillan Motorsport Caterham Graduate Championship - Classic Cars

## RACE 8 - LAP CHART

Lap 6			Lap 7			Lap 8			Lap 9			Lap 10		
No	Behind	Laptime	No	Behind	Laptime	No	Behind	Laptime	No	Behind	Laptime	No	Behind	Laptime
88		1:11.419	88		1:12.721	88		1:12.409	88		1:12.529	88		1:11.522
90	0.094	1:11.350	97	0.093	1:12.553	73	0.549	1:12.453	90	0.368	1:11.953	90	0.116	1:11.270
97	0.261	1:11.217	73	0.505	1:12.527	75	0.798	1:12.515	73	1.061	1:13.041	73	0.469	1:10.930
73	0.699	1:11.118	75	0.692	1:12.534	97	0.891	1:13.207	97	1.129	1:12.767	97	0.647	1:11.040
75	0.879	1:10.998	89	1.091	1:12.054	90	0.944	1:11.811	71	1.372	1:12.579	75	0.848	1:10.995
89	1.758	1:11.459	71	1.386	1:12.135	71	1.322	1:12.345	75	1.375	1:13.106	71	1.241	1:11.391
71	1.972	1:11.487	90	1.542	1:14.169	89	1.679	1:12.997	89	1.972	1:12.822	89	2.220	1:11.770
76	7.365	1:12.035	76	6.911	1:12.267	98	8.197	1:13.209	81	8.230	1:12.383	81	8.744	1:12.036
81	7.764	1:12.039	81	7.123	1:12.080	81	8.376	1:13.662	76	8.400	1:12.275	76	8.848	1:11.970
85	8.078	1:12.247	85	7.228	1:11.871	76	8.654	1:14.152	98	8.764	1:13.096	85	8.994	1:11.486
98	8.177	1:12.610	98	7.397	1:11.941	85	9.073	1:14.254	85	9.030	1:12.486	98	9.271	1:12.029
96	9.062	1:11.965	96	7.644	1:11.303	96	9.223	1:13.988	96	9.424	1:12.730	96	10.354	1:12.452
79	12.002	1:12.608	79	12.045	1:12.764	79	11.812	1:12.176	79	11.496	1:12.213	79	12.660	1:12.686
84	16.487	1:14.161	84	17.910	1:14.144	84	19.433	1:13.932	84	21.197	1:14.293	86	23.969	1:14.134
86	19.483	1:14.089	86	20.396	1:13.634	86	20.583	1:12.596	86	21.357	1:13.303	84	24.470	1:14.795

Weather / Track : Bright / Dry

Pembrey  
Circuit Length = 1.4560 miles  
Start: 10:45 End: 11:29

# McMillan Motorsport Caterham Graduate Championship - Classic Cars

## RACE 8 - LAP CHART

Lap 11			Lap 12			Lap 13			Lap 14			Lap 15		
No	Behind	Laptime	No	Behind	Laptime	No	Behind	Laptime	No	Behind	Laptime	No	Behind	Laptime
90		1:11.736	73		1:12.317	73		1:12.089	73		1:12.603	73		1:11.528
73	0.170	1:11.553	97	0.238	1:12.309	97	0.109	1:11.960	97	2.558	1:15.052	75	3.052	1:11.300
97	0.416	1:11.621	90	0.646	1:13.133	88	0.394	1:11.723	90	3.250	1:15.199	97	3.195	1:12.165
88	0.741	1:12.593	88	0.760	1:12.506	90	0.654	1:12.097	75	3.280	1:15.065	71	4.616	1:12.621
75	0.854	1:11.858	75	0.991	1:12.624	75	0.818	1:11.916	71	3.523	1:14.991	90	4.884	1:13.162
71	1.122	1:11.733	71	1.204	1:12.569	71	1.135	1:12.020	89	4.050	1:15.051	89	5.210	1:12.688
89	1.681	1:11.313	89	1.556	1:12.362	89	1.602	1:12.135	81	9.981	1:12.870	81	10.443	1:11.990
81	9.323	1:12.431	81	9.855	1:13.019	81	9.714	1:11.948	76	10.084	1:12.692	76	10.516	1:11.960
76	9.421	1:12.425	76	9.920	1:12.986	76	9.995	1:12.164	85	10.280	1:12.577	85	10.676	1:11.924
98	9.813	1:12.394	98	10.128	1:12.802	98	10.236	1:12.197	98	10.770	1:13.137	98	11.331	1:12.089
85	10.454	1:13.312	85	10.240	1:12.273	85	10.306	1:12.155	96	11.891	1:12.758	96	12.350	1:11.987
96	10.575	1:12.073	96	10.500	1:12.412	96	11.736	1:13.325	79	14.897	1:13.800	79	15.432	1:12.063
79	13.282	1:12.474	79	13.519	1:12.724	79	13.700	1:12.270	86	29.820	1:15.110	86	31.639	1:13.347
86	25.560	1:13.443	86	26.158	1:13.085	86	27.313	1:13.244	84	33.297	1:15.939	84	36.467	1:14.698
84	26.614	1:13.996	84	28.030	1:13.903	84	29.961	1:14.020	P88	57.059	2:09.268 P			

Weather / Track : Bright / Dry

Pembrey  
Circuit Length = 1.4560 miles  
Start: 10:45 End: 11:29

# McMillan Motorsport Caterham Graduate Championship - Classic Cars

## RACE 8 - LAP CHART

Lap 16			Lap 17			Lap 18			Lap 19			Lap 20		
No	Behind	Laptime	No	Behind	Laptime	No	Behind	Laptime	No	Behind	Laptime	No	Behind	Laptime
73		1:11.795	73		1:12.621	73		1:12.284	73		1:12.192	73		1:12.081
75	3.091	1:11.834	75	2.236	1:11.766	97	1.978	1:11.912	75	1.191	1:11.248	97	0.280	1:11.081
97	3.245	1:11.845	97	2.350	1:11.726	75	2.135	1:12.183	97	1.280	1:11.494	75	0.523	1:11.413
71	4.378	1:11.557	71	3.124	1:11.367	71	2.324	1:11.484	71	1.503	1:11.371	71	0.952	1:11.530
90	4.921	1:11.832	90	3.519	1:11.219	90	2.653	1:11.418	90	2.071	1:11.610	90	1.339	1:11.349
89	5.466	1:12.051	89	4.023	1:11.178	89	3.797	1:12.058	89	2.610	1:11.005	89	1.605	1:11.076
76	10.074	1:11.353	76	8.804	1:11.351	76	8.447	1:11.927	81	8.780	1:12.313	81	9.098	1:12.399
81	10.327	1:11.679	81	9.081	1:11.375	81	8.659	1:11.862	85	8.825	1:12.282	85	9.164	1:12.420
85	10.866	1:11.985	85	9.284	1:11.039	85	8.735	1:11.735	98	9.457	1:12.287	98	9.389	1:12.013
98	11.297	1:11.761	98	9.860	1:11.184	98	9.362	1:11.786	76	10.148	1:13.893	76	9.616	1:11.549
96	12.762	1:12.207	96	12.608	1:12.467	96	12.734	1:12.410	96	13.103	1:12.561	96	14.157	1:13.135
79	16.549	1:12.912	79	16.207	1:12.279	79	16.521	1:12.598	79	16.752	1:12.423	79	16.642	1:11.971
86	33.177	1:13.333	86	34.252	1:13.696	86	35.276	1:13.308	88	1 LAP	1:11.462	88	1 LAP	1:11.604
88	1 LAP	2:02.774	88	1 LAP	1:12.925	88	1 LAP	1:11.840	86	36.717	1:13.633	86	38.252	1:13.616
84	39.879	1:15.207	84	41.962	1:14.704	84	44.209	1:14.531	84	46.962	1:14.945	84	50.303	1:15.422

Weather / Track : Bright / Dry

Pembrey  
Circuit Length = 1.4560 miles  
Start: 10:45 End: 11:29

# McMillan Motorsport Caterham Graduate Championship - Classic Cars

## RACE 8 - LAP CHART

Lap 21			Lap 22			Lap 23			Lap 24			Lap 25		
No	Behind	Laptime	No	Behind	Laptime	No	Behind	Laptime	No	Behind	Laptime	No	Behind	Laptime
73		1:12.408	73		1:11.885	73		1:11.866	73		1:12.565	97		1:12.279
75	0.030	1:11.915	75	0.162	1:12.017	75	0.199	1:11.903	97	0.349	1:12.475	75	0.452	1:12.510
97	0.267	1:12.395	71	0.526	1:12.132	97	0.439	1:11.645	75	0.570	1:12.936	71	0.717	1:12.474
71	0.279	1:11.735	97	0.660	1:12.278	71	0.780	1:12.120	71	0.871	1:12.656	73	1.127	1:13.755
90	0.742	1:11.811	90	1.145	1:12.288	90	1.099	1:11.820	90	1.273	1:12.739	90	1.370	1:12.725
89	1.166	1:11.969	89	1.617	1:12.336	89	1.591	1:11.840	89	2.624	1:13.598	89	1.983	1:11.987
81	8.340	1:11.650	81	7.858	1:11.403	81	7.328	1:11.336	76	7.861	1:12.390	76	9.969	1:14.736
85	8.599	1:11.843	85	7.972	1:11.258	85	7.380	1:11.274	81	8.830	1:14.067	81	10.418	1:14.216
98	9.052	1:12.071	98	9.207	1:12.040	76	8.036	1:10.583	85	8.906	1:14.091	98	10.800	1:13.679
76	10.134	1:12.926	76	9.319	1:11.070	98	9.627	1:12.286	98	9.749	1:12.687	85	10.884	1:14.606
79	17.174	1:12.940	79	18.080	1:12.791	79	18.669	1:12.455	79	19.713	1:13.609	79	20.576	1:13.491
96	27.654	1:25.905	96	28.601	1:12.832	96	29.804	1:13.069	96	30.746	1:13.507	96	31.160	1:13.042
88	1 LAP	1:11.794	88	1 LAP	1:11.588	88	1 LAP	1:12.220	88	1 LAP	1:12.460	88	1 LAP	1:12.036
86	39.662	1:13.818	86	40.621	1:12.844	86	42.063	1:13.308	86	43.569	1:14.071	86	44.149	1:13.208
84	52.684	1:14.789	84	55.503	1:14.704	84	1:00.284	1:16.647	84	1:04.930	1:17.211	84	1:09.159	1:16.857

Weather / Track : Bright / Dry

Pembrey  
Circuit Length = 1.4560 miles  
Start: 10:45 End: 11:29

# McMillan Motorsport Caterham Graduate Championship - Classic Cars

## RACE 8 - LAP CHART

Lap 26			Lap 27			Lap 28			Lap 29			Lap 30		
No	Behind	Laptime	No	Behind	Laptime	No	Behind	Laptime	No	Behind	Laptime	No	Behind	Laptime
75		1:12.143	97		1:12.274	97		1:11.829	97		1:12.209	73		1:11.548
97	0.143	1:12.738	75	0.162	1:12.579	73	0.289	1:11.689	73	0.230	1:12.150	97	0.152	1:11.930
71	0.231	1:12.109	73	0.429	1:12.141	75	0.697	1:12.364	75	0.450	1:11.962	75	0.271	1:11.599
73	0.705	1:12.173	71	0.690	1:12.876	71	1.082	1:12.221	71	0.731	1:11.858	71	0.444	1:11.491
90	0.932	1:12.157	90	1.146	1:12.631	90	1.509	1:12.192	90	1.096	1:11.796	90	0.666	1:11.348
89	2.107	1:12.719	89	1.494	1:11.804	89	1.895	1:12.230	89	1.417	1:11.731	89	1.231	1:11.592
76	10.711	1:13.337	84	1 LAP	1:20.231	84	1 LAP	1:16.289	76	11.484	1:12.798	81	12.031	1:12.016
81	10.868	1:13.045	76	10.856	1:12.562	76	10.895	1:11.868	81	11.793	1:12.884	76	12.150	1:12.444
98	10.947	1:12.742	81	11.300	1:12.849	81	11.118	1:11.647	85	11.839	1:12.836	85	12.459	1:12.398
85	11.150	1:12.861	98	11.614	1:13.084	85	11.212	1:11.315	98	12.428	1:12.851	98	12.807	1:12.157
79	21.052	1:13.071	85	11.726	1:12.993	98	11.786	1:12.001	84	1 LAP	1:20.654	84	1 LAP	1:14.124
96	31.984	1:13.419	79	21.689	1:13.054	79	22.519	1:12.659	79	22.880	1:12.570	79	23.767	1:12.665
88	1 LAP	1:11.741	88	1 LAP	1:11.128	88	1 LAP	1:12.039	88	1 LAP	1:12.038	88	1 LAP	1:11.968
86	45.235	1:13.681	96	32.035	1:12.468	96	32.808	1:12.602	96	32.594	1:11.995	96	32.802	1:11.986
			86	46.208	1:13.390	86	47.646	1:13.267	86	47.900	1:12.463	86	48.972	1:12.850

Weather / Track : Bright / Dry

Pembrey  
Circuit Length = 1.4560 miles  
Start: 10:45 End: 11:29

# McMillan Motorsport Caterham Graduate Championship - Classic Cars

## RACE 8 - LAP CHART

Lap 31			Lap 32			Lap 33			Lap 34			Lap 35		
No	Behind	Laptime	No	Behind	Laptime	No	Behind	Laptime	No	Behind	Laptime	No	Behind	Laptime
73		1:11.931	73		1:11.873	73		1:11.288	73		1:11.590	73		1:11.046
97	0.273	1:12.052	97	0.275	1:11.875	97	0.230	1:11.243	97	0.178	1:11.538	97	0.253	1:11.121
75	0.509	1:12.169	75	0.612	1:11.976	75	0.502	1:11.178	75	0.391	1:11.479	75	0.503	1:11.158
71	0.659	1:12.146	71	0.773	1:11.987	71	2.807	1:13.322	71	2.728	1:11.511	71	3.555	1:11.873
90	0.976	1:12.241	90	1.132	1:12.029	89	2.978	1:12.522	89	4.451	1:13.063	89	4.589	1:11.184
89	1.239	1:11.939	89	1.744	1:12.378	90	3.253	1:13.409	90	4.671	1:13.008	90	4.726	1:11.101
76	11.876	1:11.657	76	11.335	1:11.332	76	11.844	1:11.797	76	12.029	1:11.775	76	12.207	1:11.224
81	12.227	1:12.127	81	12.093	1:11.739	81	12.142	1:11.337	81	12.420	1:11.868	81	13.224	1:11.850
85	12.292	1:11.764	85	12.138	1:11.719	85	12.259	1:11.409	85	12.444	1:11.775	98	13.869	1:12.148
98	13.245	1:12.369	98	13.190	1:11.818	98	12.879	1:10.977	98	12.767	1:11.478	85	13.999	1:12.601
84	1 LAP	1:14.634	79	24.724	1:12.638	79	25.740	1:12.304	79	26.978	1:12.828	79	28.755	1:12.823
79	23.959	1:12.123	84	1 LAP	1:15.000	84	1 LAP	1:13.024	84	1 LAP	1:13.467	84	1 LAP	1:13.372
88	1 LAP	1:11.909	88	1 LAP	1:11.462	88	1 LAP	1:11.428	88	1 LAP	1:11.657	88	1 LAP	1:11.208
96	33.633	1:12.762	96	34.169	1:12.409	96	35.525	1:12.644	96	36.707	1:12.772	96	38.067	1:12.406
86	49.761	1:12.720	86	50.632	1:12.744	86	52.420	1:13.076	86	53.640	1:12.810	86	56.262	1:13.668

Weather / Track : Bright / Dry

Pembrey  
Circuit Length = 1.4560 miles  
Start: 10:45 End: 11:29

**McMillan Motorsport Caterham Graduate Championship - Super& Sigma Class**  
**QUALIFYING - RACE 4 - CLASSIFICATION**

POS	NO	CL	NAME	ENTRY	TIME	ON	LAPS	GAP	DIFF	MPH
1	104		Dylan STANLEY	Caterham 7	1:11.410	14	16			73.40
2	124		Reece SOMERFIELD	Caterham 7	1:12.148	17	17	0.738	0.738	72.65
3	118		Kenny YOUNG	Caterham 7	1:12.335	11	16	0.925	0.187	72.46
4	130		Jonathan MILLER	Caterham 7	1:12.347	16	16	0.937	0.012	72.45
5	151		Luke TZOUROU	Caterham 7	1:12.365	16	16	0.955	0.018	72.43
6	105		Neil SHINNER	Caterham 7	1:12.369	15	16	0.959	0.004	72.42
7	109		Toby BRIANT	Caterham 7	1:12.391	13	16	0.981	0.022	72.40
8	117		Chris WILLIAMS	Caterham 7	1:13.289	15	16	1.879	0.898	71.51
9	107		Andy SKINNER	Caterham 7	1:13.414	10	16	2.004	0.125	71.39
10	113		Sean MIGHALL	Caterham 7	1:13.430	16	16	2.020	0.016	71.38
11	116		James BATCHELOR	Caterham 7	1:13.592	16	16	2.182	0.162	71.22
12	128		Martin KAY	Caterham 7	1:14.146	15	16	2.736	0.554	70.69
13	114		Duncan LEWIS	Caterham SUPER	1:14.351	13	16	2.941	0.205	70.49
14	155		Andrew SAGAR	Caterham 7	1:14.356	15	16	2.946	0.005	70.49
15	161		Chris ROME	Caterham 7	1:14.606	14	16	3.196	0.250	70.25
16	177		Ian ANDERSON	Caterham 7	1:14.782	14	16	3.372	0.176	70.09
17	166		Charles ELLIOTT	Caterham 7	1:14.824	16	16	3.414	0.042	70.05
18	139		Mark GREGORY	Caterham 7	1:14.852	13	16	3.442	0.028	70.02
19	192		Bill SCOTT	Caterham 7	1:15.207	12	15	3.797	0.355	69.69
20	112		Steve HUMPHREYS	Caterham 7	1:15.524	15	15	4.114	0.317	69.40
21	169		Barry WHITE	Caterham 7	1:15.567	14	16	4.157	0.043	69.36
22	173		Ian DYBLE	Caterham 7	1:15.698	14	16	4.288	0.131	69.24
23	125		Stephen HIRONS	Caterham 7	1:16.107	14	16	4.697	0.409	68.87
24	111		Yolande HUMPHREYS	Caterham 7	1:21.316	4	7	9.906	5.209	64.45

Weather / Track : Cloudy / Wet  
 These results are provisional until the conclusion of any judicial and technical matters.

Pembrey  
 Circuit Length = 1.4560 miles  
 Start: 11:25 End: 11:47

Clerk of Course :		Timekeeper :
-------------------	--	--------------

# McMillan Motorsport Caterham Graduate Championship - Super& Sigma Class

## QUALIFYING - RACE 4 - LAP ANALYSIS

<b>104</b>	<b>Dylan STANLEY</b>		Caterham 7				
1 -	1:19.937	+ 8.527	11:27:40.918	9 -	1:12.382	+ 0.972	11:37:30.473
2 -	1:16.662	+ 5.252	11:28:57.580	10 -	1:13.522	+ 2.112	11:38:43.995
3 -	1:14.237	+ 2.827	11:30:11.817	11 -	1:12.025	+ 0.615	11:39:56.020
4 -	1:13.530	+ 2.120	11:31:25.347	12 -	1:12.471	+ 1.061	11:41:08.491
5 -	1:12.773	+ 1.363	11:32:38.120	13 -	1:12.197	+ 0.787	11:42:20.688
6 -	1:14.989	+ 3.579	11:33:53.109	14 -	<b>1:11.410</b>		<b>11:43:32.098</b>
7 -	1:13.095	+ 1.685	11:35:06.204	15 -	1:11.916	+ 0.506	11:44:44.014
8 -	1:11.887	+ 0.477	11:36:18.091	16 -	1:11.837	+ 0.427	11:45:55.851
<b>105</b>	<b>Neil SHINNER</b>		Caterham 7				
1 -	1:21.424	+ 9.055	11:27:41.195	9 -	1:14.586	+ 2.217	11:37:45.640
2 -	1:18.197	+ 5.828	11:28:59.392	10 -	1:13.590	+ 1.221	11:38:59.230
3 -	1:16.194	+ 3.825	11:30:15.586	11 -	1:13.282	+ 0.913	11:40:12.512
4 -	1:15.324	+ 2.955	11:31:30.910	12 -	1:13.497	+ 1.128	11:41:26.009
5 -	1:15.924	+ 3.555	11:32:46.834	13 -	1:13.122	+ 0.753	11:42:39.131
6 -	1:15.699	+ 3.330	11:34:02.533	14 -	1:12.883	+ 0.514	11:43:52.014
7 -	1:14.878	+ 2.509	11:35:17.411	15 -	<b>1:12.369</b>		<b>11:45:04.383</b>
8 -	1:13.643	+ 1.274	11:36:31.054	16 -	1:14.521	+ 2.152	11:46:18.904
<b>107</b>	<b>Andy SKINNER</b>		Caterham 7				
1 -	1:21.275	+ 7.861	11:27:30.268	9 -	1:14.397	+ 0.983	11:37:37.838
2 -	1:16.582	+ 3.168	11:28:46.850	10 -	<b>1:13.414</b>		<b>11:38:51.252</b>
3 -	1:16.737	+ 3.323	11:30:03.587	11 -	1:13.817	+ 0.403	11:40:05.069
4 -	1:15.897	+ 2.483	11:31:19.484	12 -	1:15.175	+ 1.761	11:41:20.244
5 -	1:16.159	+ 2.745	11:32:35.643	13 -	1:14.052	+ 0.638	11:42:34.296
6 -	1:14.625	+ 1.211	11:33:50.268	14 -	1:15.323	+ 1.909	11:43:49.619
7 -	1:17.376	+ 3.962	11:35:07.644	15 -	1:13.959	+ 0.545	11:45:03.578
8 -	1:15.797	+ 2.383	11:36:23.441	16 -	1:16.611	+ 3.197	11:46:20.189
<b>109</b>	<b>Toby BRIANT</b>		Caterham 7				
1 -	1:18.902	+ 6.511	11:27:33.253	9 -	1:13.261	+ 0.870	11:37:29.854
2 -	1:16.828	+ 4.437	11:28:50.081	10 -	1:14.006	+ 1.615	11:38:43.860
3 -	1:14.803	+ 2.412	11:30:04.884	11 -	1:14.757	+ 2.366	11:39:58.617
4 -	1:15.508	+ 3.117	11:31:20.392	12 -	1:13.217	+ 0.826	11:41:11.834
5 -	1:14.684	+ 2.293	11:32:35.076	13 -	<b>1:12.391</b>		<b>11:42:24.225</b>
6 -	1:13.905	+ 1.514	11:33:48.981	14 -	1:12.953	+ 0.562	11:43:37.178
7 -	1:14.080	+ 1.689	11:35:03.061	15 -	1:12.947	+ 0.556	11:44:50.125
8 -	1:13.532	+ 1.141	11:36:16.593	16 -	1:12.564	+ 0.173	11:46:02.689
<b>111</b>	<b>Yolande HUMPHREYS</b>		Caterham 7				
1 -	1:26.227	+ 4.911	11:27:45.355	5 -	1:22.631	+ 1.315	11:33:13.857
2 -	1:22.982	+ 1.666	11:29:08.337	6 -	1:22.332	+ 1.016	11:34:36.189
3 -	1:21.573	+ 0.257	11:30:29.910	7 -	1:32.241 P	+ 10.925	11:36:08.430
4 -	<b>1:21.316</b>		<b>11:31:51.226</b>				
<b>112</b>	<b>Steve HUMPHREYS</b>		Caterham 7				
1 -	1:23.352	+ 7.828	11:27:45.919	9 -	1:16.521	+ 0.997	11:38:14.676
2 -	1:21.455	+ 5.931	11:29:07.374	10 -	1:16.888	+ 1.364	11:39:31.564
3 -	1:19.560	+ 4.036	11:30:26.934	11 -	1:17.176	+ 1.652	11:40:48.740
4 -	1:19.663	+ 4.139	11:31:46.597	12 -	1:16.739	+ 1.215	11:42:05.479
5 -	1:18.420	+ 2.896	11:33:05.017	13 -	1:16.153	+ 0.629	11:43:21.632
6 -	1:17.873	+ 2.349	11:34:22.890	14 -	1:16.016	+ 0.492	11:44:37.648
7 -	1:17.726	+ 2.202	11:35:40.616	15 -	<b>1:15.524</b>		<b>11:45:53.172</b>
8 -	1:17.539	+ 2.015	11:36:58.155				
<b>113</b>	<b>Sean MIGHALL</b>		Caterham 7				
1 -	1:18.980	+ 5.550	11:27:17.344	9 -	1:14.823	+ 1.393	11:37:25.610
2 -	1:16.753	+ 3.323	11:28:34.097	10 -	1:14.962	+ 1.532	11:38:40.572
3 -	1:16.125	+ 2.695	11:29:50.222	11 -	1:14.683	+ 1.253	11:39:55.255
4 -	1:17.190	+ 3.760	11:31:07.412	12 -	1:14.181	+ 0.751	11:41:09.436
5 -	1:15.393	+ 1.963	11:32:22.805	13 -	1:14.645	+ 1.215	11:42:24.081

Weather / Track : Cloudy / Wet

Pembrey  
Circuit Length = 1.4560 miles  
Start: 11:25 End: 11:47

# McMillan Motorsport Caterham Graduate Championship - Super& Sigma Class

## QUALIFYING - RACE 4 - LAP ANALYSIS

6 -	1:16.017	+ 2.587	11:33:38.822	14 -	1:14.588	+ 1.158	11:43:38.669
7 -	1:15.621	+ 2.191	11:34:54.443	15 -	1:13.724	+ 0.294	11:44:52.393
8 -	1:16.344	+ 2.914	11:36:10.787	16 -	<b>1:13.430</b>		<b>11:46:05.823</b>
<b>114</b>	<b>Duncan LEWIS</b>			Caterham SUPER			
1 -	1:21.840	+ 7.489	11:27:34.986	9 -	1:15.272	+ 0.921	11:37:44.362
2 -	1:17.994	+ 3.643	11:28:52.980	10 -	1:14.592	+ 0.241	11:38:58.954
3 -	1:17.310	+ 2.959	11:30:10.290	11 -	1:14.863	+ 0.512	11:40:13.817
4 -	1:16.061	+ 1.710	11:31:26.351	12 -	1:15.141	+ 0.790	11:41:28.958
5 -	1:16.153	+ 1.802	11:32:42.504	13 -	<b>1:14.351</b>		<b>11:42:43.309</b>
6 -	1:16.008	+ 1.657	11:33:58.512	14 -	1:20.550	+ 6.199	11:44:03.859
7 -	1:15.279	+ 0.928	11:35:13.791	15 -	1:14.605	+ 0.254	11:45:18.464
8 -	1:15.299	+ 0.948	11:36:29.090	16 -	1:21.009	+ 6.658	11:46:39.473
<b>116</b>	<b>James BATCHELOR</b>			Caterham 7			
1 -	1:21.763	+ 8.171	11:27:25.072	9 -	1:14.475	+ 0.883	11:37:33.414
2 -	1:18.577	+ 4.985	11:28:43.649	10 -	1:14.375	+ 0.783	11:38:47.789
3 -	1:17.276	+ 3.684	11:30:00.925	11 -	1:14.185	+ 0.593	11:40:01.974
4 -	1:16.180	+ 2.588	11:31:17.105	12 -	1:15.607	+ 2.015	11:41:17.581
5 -	1:16.006	+ 2.414	11:32:33.111	13 -	1:15.381	+ 1.789	11:42:32.962
6 -	1:14.706	+ 1.114	11:33:47.817	14 -	1:14.632	+ 1.040	11:43:47.594
7 -	1:16.160	+ 2.568	11:35:03.977	15 -	1:13.942	+ 0.350	11:45:01.536
8 -	1:14.962	+ 1.370	11:36:18.939	16 -	<b>1:13.592</b>		<b>11:46:15.128</b>
<b>117</b>	<b>Chris WILLIAMS</b>			Caterham 7			
1 -	1:21.743	+ 8.454	11:27:26.767	9 -	1:15.876	+ 2.587	11:37:40.122
2 -	1:19.715	+ 6.426	11:28:46.482	10 -	1:13.718	+ 0.429	11:38:53.840
3 -	1:18.108	+ 4.819	11:30:04.590	11 -	1:15.199	+ 1.910	11:40:09.039
4 -	1:16.563	+ 3.274	11:31:21.153	12 -	1:14.509	+ 1.220	11:41:23.548
5 -	1:16.811	+ 3.522	11:32:37.964	13 -	1:15.168	+ 1.879	11:42:38.716
6 -	1:16.684	+ 3.395	11:33:54.648	14 -	1:14.912	+ 1.623	11:43:53.628
7 -	1:14.899	+ 1.610	11:35:09.547	15 -	<b>1:13.289</b>		<b>11:45:06.917</b>
8 -	1:14.699	+ 1.410	11:36:24.246	16 -	1:14.658	+ 1.369	11:46:21.575
<b>118</b>	<b>Kenny YOUNG</b>			Caterham 7			
1 -	1:19.773	+ 7.438	11:27:17.142	9 -	1:12.960	+ 0.625	11:37:08.076
2 -	1:15.588	+ 3.253	11:28:32.730	10 -	1:12.992	+ 0.657	11:38:21.068
3 -	1:14.849	+ 2.514	11:29:47.579	11 -	<b>1:12.335</b>		<b>11:39:33.403</b>
4 -	1:13.587	+ 1.252	11:31:01.166	12 -	1:15.606	+ 3.271	11:40:49.009
5 -	1:13.583	+ 1.248	11:32:14.749	13 -	1:20.727	+ 8.392	11:42:09.736
6 -	1:13.397	+ 1.062	11:33:28.146	14 -	1:12.403	+ 0.068	11:43:22.139
7 -	1:13.187	+ 0.852	11:34:41.333	15 -	1:13.003	+ 0.668	11:44:35.142
8 -	1:13.783	+ 1.448	11:35:55.116	16 -	1:12.695	+ 0.360	11:45:47.837
<b>124</b>	<b>Reece SOMERFIELD</b>			Caterham 7			
1 -	1:16.382	+ 4.234	11:27:11.396	10 -	1:12.491	+ 0.343	11:38:08.823
2 -	1:14.257	+ 2.109	11:28:25.653	11 -	1:12.692	+ 0.544	11:39:21.515
3 -	1:13.481	+ 1.333	11:29:39.134	12 -	1:12.243	+ 0.095	11:40:33.758
4 -	1:13.201	+ 1.053	11:30:52.335	13 -	1:12.917	+ 0.769	11:41:46.675
5 -	1:12.850	+ 0.702	11:32:05.185	14 -	1:12.605	+ 0.457	11:42:59.280
6 -	1:13.209	+ 1.061	11:33:18.394	15 -	1:12.711	+ 0.563	11:44:11.991
7 -	1:12.938	+ 0.790	11:34:31.332	16 -	1:12.580	+ 0.432	11:45:24.571
8 -	1:12.555	+ 0.407	11:35:43.887	17 -	<b>1:12.148</b>		<b>11:46:36.719</b>
9 -	1:12.445	+ 0.297	11:36:56.332				
<b>125</b>	<b>Stephen HIRONS</b>			Caterham 7			
1 -	1:22.593	+ 6.486	11:27:19.911	9 -	1:18.258	+ 2.151	11:37:48.279
2 -	1:19.256	+ 3.149	11:28:39.167	10 -	1:18.585	+ 2.478	11:39:06.864
3 -	1:19.450	+ 3.343	11:29:58.617	11 -	1:18.066	+ 1.959	11:40:24.930
4 -	1:18.750	+ 2.643	11:31:17.367	12 -	1:21.588	+ 5.481	11:41:46.518
5 -	1:19.205	+ 3.098	11:32:36.572	13 -	1:17.955	+ 1.848	11:43:04.473
6 -	1:17.844	+ 1.737	11:33:54.416	14 -	<b>1:16.107</b>		<b>11:44:20.580</b>
7 -	1:17.631	+ 1.524	11:35:12.047	15 -	1:16.584	+ 0.477	11:45:37.164

Weather / Track : Cloudy / Wet

Pembrey  
Circuit Length = 1.4560 miles  
Start: 11:25 End: 11:47

# McMillan Motorsport Caterham Graduate Championship - Super& Sigma Class

## QUALIFYING - RACE 4 - LAP ANALYSIS

8 -	1:17.974	+ 1.867	11:36:30.021	16 -	1:16.480	+ 0.373	11:46:53.644
<b>128</b>	<b>Martin KAY</b>			Caterham 7			
1 -	1:18.391	+ 4.245	11:27:13.096	9 -	1:14.957	+ 0.811	11:37:28.613
2 -	1:17.173	+ 3.027	11:28:30.269	10 -	1:16.346	+ 2.200	11:38:44.959
3 -	1:17.112	+ 2.966	11:29:47.381	11 -	1:14.929	+ 0.783	11:39:59.888
4 -	1:17.320	+ 3.174	11:31:04.701	12 -	1:14.760	+ 0.614	11:41:14.648
5 -	1:20.428	+ 6.282	11:32:25.129	13 -	1:14.259	+ 0.113	11:42:28.907
6 -	1:14.839	+ 0.693	11:33:39.968	14 -	1:16.407	+ 2.261	11:43:45.314
7 -	1:15.382	+ 1.236	11:34:55.350	15 -	<b>1:14.146</b>		<b>11:44:59.460</b>
8 -	1:18.306	+ 4.160	11:36:13.656	16 -	1:14.876	+ 0.730	11:46:14.336
<b>130</b>	<b>Jonathan MILLER</b>			Caterham 7			
1 -	1:21.332	+ 8.985	11:27:27.751	9 -	1:14.098	+ 1.751	11:37:36.903
2 -	1:18.156	+ 5.809	11:28:45.907	10 -	1:13.473	+ 1.126	11:38:50.376
3 -	1:15.576	+ 3.229	11:30:01.483	11 -	1:13.129	+ 0.782	11:40:03.505
4 -	1:16.241	+ 3.894	11:31:17.724	12 -	1:13.136	+ 0.789	11:41:16.641
5 -	1:15.924	+ 3.577	11:32:33.648	13 -	1:12.975	+ 0.628	11:42:29.616
6 -	1:15.772	+ 3.425	11:33:49.420	14 -	1:14.239	+ 1.892	11:43:43.855
7 -	1:17.716	+ 5.369	11:35:07.136	15 -	1:12.959	+ 0.612	11:44:56.814
8 -	1:15.669	+ 3.322	11:36:22.805	16 -	<b>1:12.347</b>		<b>11:46:09.161</b>
<b>139</b>	<b>Mark GREGORY</b>			Caterham 7			
1 -	1:22.374	+ 7.522	11:27:16.831	9 -	1:16.485	+ 1.633	11:37:39.766
2 -	1:21.239	+ 6.387	11:28:38.070	10 -	1:16.080	+ 1.228	11:38:55.846
3 -	1:18.577	+ 3.725	11:29:56.647	11 -	1:16.075	+ 1.223	11:40:11.921
4 -	1:16.511	+ 1.659	11:31:13.158	12 -	1:16.275	+ 1.423	11:41:28.196
5 -	1:18.075	+ 3.223	11:32:31.233	13 -	<b>1:14.852</b>		<b>11:42:43.048</b>
6 -	1:16.350	+ 1.498	11:33:47.583	14 -	1:17.820	+ 2.968	11:44:00.868
7 -	1:18.128	+ 3.276	11:35:05.711	15 -	1:15.046	+ 0.194	11:45:15.914
8 -	1:17.570	+ 2.718	11:36:23.281	16 -	1:15.087	+ 0.235	11:46:31.001
<b>151</b>	<b>Luke TZOUROU</b>			Caterham 7			
1 -	1:18.669	+ 6.304	11:27:18.763	9 -	1:14.527	+ 2.162	11:37:21.970
2 -	1:16.367	+ 4.002	11:28:35.130	10 -	1:14.087	+ 1.722	11:38:36.057
3 -	1:15.512	+ 3.147	11:29:50.642	11 -	1:13.412	+ 1.047	11:39:49.469
4 -	1:15.412	+ 3.047	11:31:06.054	12 -	1:13.551	+ 1.186	11:41:03.020
5 -	1:15.322	+ 2.957	11:32:21.376	13 -	1:14.860	+ 2.495	11:42:17.880
6 -	1:16.665	+ 4.300	11:33:38.041	14 -	1:13.121	+ 0.756	11:43:31.001
7 -	1:14.660	+ 2.295	11:34:52.701	15 -	1:13.564	+ 1.199	11:44:44.565
8 -	1:14.742	+ 2.377	11:36:07.443	16 -	<b>1:12.365</b>		<b>11:45:56.930</b>
<b>155</b>	<b>Andrew SAGAR</b>			Caterham 7			
1 -	1:20.185	+ 5.829	11:27:11.252	9 -	1:15.694	+ 1.338	11:37:25.417
2 -	1:18.452	+ 4.096	11:28:29.704	10 -	1:21.060	+ 6.704	11:38:46.477
3 -	1:17.384	+ 3.028	11:29:47.088	11 -	1:15.021	+ 0.665	11:40:01.498
4 -	1:17.212	+ 2.856	11:31:04.300	12 -	1:14.841	+ 0.485	11:41:16.339
5 -	1:16.910	+ 2.554	11:32:21.210	13 -	1:16.123	+ 1.767	11:42:32.462
6 -	1:17.174	+ 2.818	11:33:38.384	14 -	1:14.532	+ 0.176	11:43:46.994
7 -	1:15.675	+ 1.319	11:34:54.059	15 -	<b>1:14.356</b>		<b>11:45:01.350</b>
8 -	1:15.664	+ 1.308	11:36:09.723	16 -	1:18.425	+ 4.069	11:46:19.775
<b>161</b>	<b>Chris ROME</b>			Caterham 7			
1 -	1:19.846	+ 5.240	11:27:23.126	9 -	1:16.137	+ 1.531	11:37:32.267
2 -	1:16.715	+ 2.109	11:28:39.841	10 -	1:15.156	+ 0.550	11:38:47.423
3 -	1:17.524	+ 2.918	11:29:57.365	11 -	1:20.317	+ 5.711	11:40:07.740
4 -	1:16.066	+ 1.460	11:31:13.431	12 -	1:17.540	+ 2.934	11:41:25.280
5 -	1:16.601	+ 1.995	11:32:30.032	13 -	1:16.312	+ 1.706	11:42:41.592
6 -	1:15.581	+ 0.975	11:33:45.613	14 -	<b>1:14.606</b>		<b>11:43:56.198</b>
7 -	1:15.457	+ 0.851	11:35:01.070	15 -	1:15.522	+ 0.916	11:45:11.720
8 -	1:15.060	+ 0.454	11:36:16.130	16 -	1:14.932	+ 0.326	11:46:26.652

Weather / Track : Cloudy / Wet

Pembrey  
Circuit Length = 1.4560 miles  
Start: 11:25 End: 11:47

# McMillan Motorsport Caterham Graduate Championship - Super& Sigma Class

## QUALIFYING - RACE 4 - LAP ANALYSIS

<b>166</b>	<b>Charles ELLIOTT</b>		Caterham 7				
1 -	1:21.502	+ 6.678	11:27:36.018	9 -	1:15.905	+ 1.081	11:37:54.796
2 -	1:19.729	+ 4.905	11:28:55.747	10 -	1:15.810	+ 0.986	11:39:10.606
3 -	1:17.825	+ 3.001	11:30:13.572	11 -	1:15.169	+ 0.345	11:40:25.775
4 -	1:17.046	+ 2.222	11:31:30.618	12 -	1:16.391	+ 1.567	11:41:42.166
5 -	1:17.508	+ 2.684	11:32:48.126	13 -	1:15.029	+ 0.205	11:42:57.195
6 -	1:16.786	+ 1.962	11:34:04.912	14 -	1:15.641	+ 0.817	11:44:12.836
7 -	1:17.351	+ 2.527	11:35:22.263	15 -	1:14.915	+ 0.091	11:45:27.751
8 -	1:16.628	+ 1.804	11:36:38.891	16 -	<b>1:14.824</b>		<b>11:46:42.575</b>
<b>169</b>	<b>Barry WHITE</b>		Caterham 7				
1 -	1:24.318	+ 8.751	11:27:24.343	9 -	1:16.531	+ 0.964	11:37:44.832
2 -	1:18.732	+ 3.165	11:28:43.075	10 -	1:17.048	+ 1.481	11:39:01.880
3 -	1:17.453	+ 1.886	11:30:00.528	11 -	1:16.605	+ 1.038	11:40:18.485
4 -	1:19.550	+ 3.983	11:31:20.078	12 -	1:15.729	+ 0.162	11:41:34.214
5 -	1:17.240	+ 1.673	11:32:37.318	13 -	1:15.590	+ 0.023	11:42:49.804
6 -	1:17.916	+ 2.349	11:33:55.234	14 -	<b>1:15.567</b>		<b>11:44:05.371</b>
7 -	1:16.577	+ 1.010	11:35:11.811	15 -	1:15.594	+ 0.027	11:45:20.965
8 -	1:16.490	+ 0.923	11:36:28.301	16 -	1:15.585	+ 0.018	11:46:36.550
<b>173</b>	<b>Ian DYBLE</b>		Caterham 7				
1 -	1:23.755	+ 8.057	11:27:31.958	9 -	1:16.756	+ 1.058	11:37:56.779
2 -	1:20.345	+ 4.647	11:28:52.303	10 -	1:15.986	+ 0.288	11:39:12.765
3 -	1:18.773	+ 3.075	11:30:11.076	11 -	1:15.917	+ 0.219	11:40:28.682
4 -	1:17.900	+ 2.202	11:31:28.976	12 -	1:16.697	+ 0.999	11:41:45.379
5 -	1:17.696	+ 1.998	11:32:46.672	13 -	1:20.930	+ 5.232	11:43:06.309
6 -	1:17.795	+ 2.097	11:34:04.467	14 -	<b>1:15.698</b>		<b>11:44:22.007</b>
7 -	1:18.499	+ 2.801	11:35:22.966	15 -	1:15.747	+ 0.049	11:45:37.754
8 -	1:17.057	+ 1.359	11:36:40.023	16 -	1:16.374	+ 0.676	11:46:54.128
<b>177</b>	<b>Ian ANDERSON</b>		Caterham 7				
1 -	1:22.596	+ 7.814	11:27:41.813	9 -	1:15.875	+ 1.093	11:38:00.414
2 -	1:23.323	+ 8.541	11:29:05.136	10 -	1:16.104	+ 1.322	11:39:16.518
3 -	1:16.922	+ 2.140	11:30:22.058	11 -	1:15.224	+ 0.442	11:40:31.742
4 -	1:16.782	+ 2.000	11:31:38.840	12 -	1:16.163	+ 1.381	11:41:47.905
5 -	1:16.643	+ 1.861	11:32:55.483	13 -	1:15.752	+ 0.970	11:43:03.657
6 -	1:16.585	+ 1.803	11:34:12.068	14 -	<b>1:14.782</b>		<b>11:44:18.439</b>
7 -	1:16.244	+ 1.462	11:35:28.312	15 -	1:14.962	+ 0.180	11:45:33.401
8 -	1:16.227	+ 1.445	11:36:44.539	16 -	1:15.170	+ 0.388	11:46:48.571
<b>192</b>	<b>Bill SCOTT</b>		Caterham 7				
1 -	1:23.780	+ 8.573	11:27:40.710	9 -	1:16.927	+ 1.720	11:38:07.481
2 -	1:19.922	+ 4.715	11:29:00.632	10 -	1:17.212	+ 2.005	11:39:24.693
3 -	1:19.417	+ 4.210	11:30:20.049	11 -	1:15.481	+ 0.274	11:40:40.174
4 -	1:19.687	+ 4.480	11:31:39.736	12 -	<b>1:15.207</b>		<b>11:41:55.381</b>
5 -	1:19.363	+ 4.156	11:32:59.099	13 -	1:15.895	+ 0.688	11:43:11.276
6 -	1:17.636	+ 2.429	11:34:16.735	14 -	1:15.880	+ 0.673	11:44:27.156
7 -	1:17.005	+ 1.798	11:35:33.740	15 -	1:15.531	+ 0.324	11:45:42.687
8 -	1:16.814	+ 1.607	11:36:50.554				

Weather / Track : Cloudy / Wet

Pembrey  
Circuit Length = 1.4560 miles  
Start: 11:25 End: 11:47

# McMillan Motorsport Caterham Graduate Championship - Super& Sigma Class

## RACE 4 - GRID - AMENDED

ROW 13	1:15.698 173 Ian DYBLE	1:15.207 192 Bill SCOTT
ROW 12	1:14.782 177 Ian ANDERSON	
ROW 11	1:21.316 111 Yolande HUMPHREYS	1:16.107 125 Stephen HIRONS
ROW 10	1:15.567 169 Barry WHITE	1:15.524 112 Steve HUMPHREYS
ROW 9	1:14.852 139 Mark GREGORY	1:14.824 166 Charles ELLIOTT
ROW 8	1:14.606 161 Chris ROME	1:14.356 155 Andrew SAGAR
ROW 7	1:14.351 114 Duncan LEWIS	1:14.146 128 Martin KAY
ROW 6	1:13.592 116 James BATCHELOR	1:13.430 113 Sean MIGHALL
ROW 5	1:13.414 107 Andy SKINNER	1:13.289 117 Chris WILLIAMS
ROW 4	1:12.391 109 Toby BRIANT	1:12.369 105 Neil SHINNER
ROW 3	1:12.365 151 Luke TZOUROU	1:12.347 130 Jonathan MILLER
ROW 2	1:12.335 118 Kenny YOUNG	1:12.148 124 Reece SOMERFIELD
ROW 1	1:11.410 104 Dylan STANLEY	

**Pole**

Pembrey  
Circuit Length = 1.4560 miles

**These results are provisional until the conclusion of any judicial and technical matters.**

Clerk of Course :

Timekeeper :

# McMillan Motorsport Caterham Graduate Championship - Super& Sigma Class

## RACE 10 - GRID - AMENDED

ROW 13	173	1:15.747 Ian DYBLE	192	1:15.481 Bill SCOTT
ROW 12	177	1:14.962 Ian ANDERSON		
ROW 11	111	1:21.573 Yolande HUMPHREYS	125	1:16.480 Stephen HIRONS
ROW 10	112	1:16.016 Steve HUMPHREYS	169	1:15.585 Barry WHITE
ROW 9	139	1:15.046 Mark GREGORY	161	1:14.932 Chris ROME
ROW 8	166	1:14.915 Charles ELLIOTT	114	1:14.592 Duncan LEWIS
ROW 7	155	1:14.532 Andrew SAGAR	128	1:14.259 Martin KAY
ROW 6	116	1:13.942 James BATCHELOR	107	1:13.817 Andy SKINNER
ROW 5	113	1:13.724 Sean MIGHALL	117	1:13.718 Chris WILLIAMS
ROW 4	151	1:13.121 Luke TZOUROU	130	1:12.959 Jonathan MILLER
ROW 3	105	1:12.883 Neil SHINNER	109	1:12.564 Toby BRIANT
ROW 2	118	1:12.403 Kenny YOUNG	124	1:12.243 Reece SOMERFIELD
ROW 1	104	1:11.837 Dylan STANLEY		
<b>Pole</b>				
				

Pembrey  
Circuit Length = 1.4560 miles

**These results are provisional until the conclusion of any judicial and technical matters.**

Clerk of Course :		Timekeeper :

# McMillan Motorsport Caterham Graduate Championship - Super& Sigma Class

## RACE 4 - CLASSIFICATION

POS	NO	CL	NAME	ENTRY	LAPS	TIME	GAP	DIFF	MPH	BEST	ON
1	104		Dylan STANLEY	Caterham 7	20	22:11.899			78.70	1:05.607	20
2	105		Neil SHINNER	Caterham 7	20	22:12.435	0.536	0.536	78.67	1:05.044	10
3	124		Reece SOMERFIELD	Caterham 7	20	22:12.708	0.809	0.273	78.66	1:05.601	20
4	109		Toby BRIANT	Caterham 7	20	22:16.066	4.167	3.358	78.46	1:05.144	18
5	151		Luke TZOUROU	Caterham 7	20	22:18.218	6.319	2.152	78.33	1:05.582	16
6	130		Jonathan MILLER	Caterham 7	20	22:28.397	16.498	10.179	77.74	1:06.045	9
7	166		Charles ELLIOTT	Caterham 7	20	22:28.493	16.594	0.096	77.73	1:05.409	13
8	118		Kenny YOUNG	Caterham 7	20	22:30.126	18.227	1.633	77.64	1:05.664	9
9	113		Sean MIGHALL	Caterham 7	20	22:35.653	23.754	5.527	77.32	1:06.679	10
10	128		Martin KAY	Caterham 7	20	22:36.534	24.635	0.881	77.27	1:06.458	18
11	161		Chris ROME	Caterham 7	20	22:38.912	27.013	2.378	77.14	1:06.488	5
12	114		Duncan LEWIS	Caterham SUPER	20	22:42.357	30.458	3.445	76.94	1:06.619	5
13	139		Mark GREGORY	Caterham 7	20	22:49.345	37.446	6.988	76.55	1:06.679	9
14	107		Andy SKINNER	Caterham 7	20	22:49.793	37.894	0.448	76.53	1:06.620	10
15	116		James BATCHELOR	Caterham 7	20	22:50.252	38.353	0.459	76.50	1:07.063	15
16	155		Andrew SAGAR	Caterham 7	20	23:00.461	48.562	10.209	75.93	1:06.612	18
17	125		Stephen HIRONS	Caterham 7	20	23:11.502	59.603	11.041	75.33	1:07.142	15
18	117		Chris WILLIAMS	Caterham 7	20	23:12.935	1:01.036	1.433	75.25	1:06.852	5
19	173		Ian DYBLE	Caterham 7	20	23:13.933	1:02.034	0.998	75.20	1:07.953	12
20	111		Yolande HUMPHREYS	Caterham 7	20	23:21.435	1:09.536	7.502	74.80	1:07.838	7
21	169		Barry WHITE	Caterham 7	20	24:00.278	1:48.379	38.843	72.78	1:07.514	18
22	192		Bill SCOTT	Caterham 7	20	24:02.774	1:50.875	2.496	72.65	1:07.194	18
23	112		Steve HUMPHREYS	Caterham 7	19	22:21.973	1 lap	1 lap	74.21	1:07.985	19

NOT CLASSIFIED

DNF	177		Ian ANDERSON	Caterham 7	7	8:15.124	13 laps	12 laps	74.10	1:08.345	5
-----	-----	--	--------------	------------	---	----------	---------	---------	-------	----------	---

FASTEST LAP

105			Neil SHINNER	Caterham 7	10	1:05.044	80.58 mph	129.68 kph
192			Bill SCOTT	Caterham 7	18	1:07.194	78.00 mph	125.53 kph

Weather / Track : Bright / Dry

These results are provisional until the conclusion of any judicial and technical matters.

Pembrey

Circuit Length = 1.4560 miles

Start: 16:10 End: 16:34

Clerk of Course :

Timekeeper :

# McMillan Motorsport Caterham Graduate Championship - Super& Sigma Class

## RACE 4 - LAP CHART

Lap 1			Lap 2			Lap 3			Lap 4			Lap 5		
No	Behind	Laptime	No	Behind	Laptime	No	Behind	Laptime	No	Behind	Laptime	No	Behind	Laptime
124		1:12.868	104		1:06.572	104		1:06.077	104		1:06.063	104		1:05.978
104	0.069	1:12.937	124	0.184	1:06.825	124	0.598	1:06.491	124	0.296	1:05.761	124	0.232	1:05.914
118	0.678	1:13.546	105	0.733	1:06.167	105	3.119	1:08.463	105	2.964	1:05.908	105	2.935	1:05.949
130	0.924	1:13.792	118	1.679	1:07.642	130	3.454	1:07.124	130	5.281	1:07.890	130	6.246	1:06.943
105	1.207	1:14.075	109	2.102	1:06.840	118	3.625	1:08.023	151	5.957	1:08.138	151	6.660	1:06.681
151	1.483	1:14.351	130	2.407	1:08.124	151	3.882	1:07.360	118	6.123	1:08.561	118	7.647	1:07.502
109	1.903	1:14.771	151	2.599	1:07.757	113	4.582	1:07.068	113	6.340	1:07.821	113	7.840	1:07.478
113	3.361	1:16.229	113	3.591	1:06.871	128	5.709	1:07.108	128	6.616	1:06.970	128	8.052	1:07.414
107	3.813	1:16.681	128	4.678	1:07.174	117	7.838	1:07.949	166	8.634	1:06.766	166	8.469	1:05.813
128	4.145	1:17.013	117	5.966	1:08.008	166	7.931	1:07.578	109	9.777	1:07.502	109	8.977	1:05.178
117	4.599	1:17.467	166	6.430	1:08.367	109	8.338	1:12.313	117	10.056	1:08.281	117	10.930	1:06.852
166	4.704	1:17.572	161	8.151	1:08.865	161	9.411	1:07.337	161	10.665	1:07.317	161	11.175	1:06.488
155	4.912	1:17.780	114	8.306	1:09.138	114	10.005	1:07.776	114	10.859	1:06.917	114	11.500	1:06.619
116	5.406	1:18.274	116	10.508	1:11.743	116	12.348	1:07.917	116	14.244	1:07.959	116	16.218	1:07.952
114	5.809	1:18.677	111	11.106	1:09.905	111	14.476	1:09.447	177	17.170	1:08.375	177	19.537	1:08.345
161	5.927	1:18.795	139	11.350	1:10.666	139	14.611	1:09.338	111	18.018	1:09.605	139	19.995	1:07.772
112	6.947	1:19.815	107	11.909	1:14.737	177	14.858	1:09.005	139	18.201	1:09.653	111	20.869	1:08.829
139	7.325	1:20.193	177	11.930	1:09.987	107	15.361	1:09.529	107	19.452	1:10.154	107	21.039	1:07.565
111	7.842	1:20.710	173	12.489	1:10.849	112	15.913	1:08.993	112	19.936	1:10.086	192	21.639	1:07.624
173	8.281	1:21.149	112	12.997	1:12.691	173	16.146	1:09.734	192	19.993	1:08.121	112	22.535	1:08.577
177	8.584	1:21.452	169	13.476	1:11.236	169	16.447	1:09.048	173	20.288	1:10.205	125	22.795	1:08.016
169	8.881	1:21.749	125	13.600	1:11.055	192	17.935	1:10.123	125	20.757	1:08.576	173	23.080	1:08.770
125	9.186	1:22.054	192	13.889	1:11.029	125	18.244	1:10.721	169	21.107	1:10.723	169	23.478	1:08.349
192	9.501	1:22.369	155	19.237	1:20.966	155	21.103	1:07.943	155	22.604	1:07.564	155	23.683	1:07.057

Weather / Track : Bright / Dry

Pembrey  
Circuit Length = 1.4560 miles  
Start: 16:10 End: 16:34

# McMillan Motorsport Caterham Graduate Championship - Super& Sigma Class

## RACE 4 - LAP CHART

Lap 6			Lap 7			Lap 8			Lap 9			Lap 10		
No	Behind	Laptime	No	Behind	Laptime	No	Behind	Laptime	No	Behind	Laptime	No	Behind	Laptime
104		1:06.051	104		1:06.462	104		1:06.226	104		1:06.758	104		1:06.233
124	0.350	1:06.169	124	0.195	1:06.307	124	0.308	1:06.339	124	0.234	1:06.684	124	0.080	1:06.079
105	2.786	1:05.902	105	2.226	1:05.902	105	2.181	1:06.181	105	1.417	1:05.994	105	0.228	1:05.044
151	7.151	1:06.542	151	7.320	1:06.631	151	7.389	1:06.295	151	6.989	1:06.358	151	7.573	1:06.817
130	7.539	1:07.344	130	8.358	1:07.281	109	8.697	1:05.729	109	7.533	1:05.594	109	7.609	1:06.309
118	7.678	1:06.082	109	9.194	1:06.890	130	8.940	1:06.808	130	8.227	1:06.045	130	8.547	1:06.553
113	8.485	1:06.696	118	9.592	1:08.376	118	9.560	1:06.194	118	8.466	1:05.664	118	8.699	1:06.466
128	8.626	1:06.625	113	9.723	1:07.700	113	10.543	1:07.046	166	11.072	1:07.204	166	11.217	1:06.378
109	8.766	1:05.840	128	9.882	1:07.718	166	10.626	1:06.870	113	11.270	1:07.485	113	11.716	1:06.679
166	9.115	1:06.697	166	9.982	1:07.329	128	10.953	1:07.297	128	11.547	1:07.352	128	11.848	1:06.534
114	12.788	1:07.339	114	13.394	1:07.068	161	13.975	1:06.685	114	15.435	1:08.028	114	16.640	1:07.438
161	12.889	1:07.765	161	13.516	1:07.089	114	14.165	1:06.997	161	15.919	1:08.702	161	16.859	1:07.173
116	18.553	1:08.386	116	19.952	1:07.861	116	21.849	1:08.123	116	23.198	1:08.107	116	24.454	1:07.489
139	22.379	1:08.435	139	23.170	1:07.253	139	23.911	1:06.967	139	23.832	1:06.679	139	24.803	1:07.204
177	22.802	1:09.316	107	23.672	1:07.209	107	24.206	1:06.760	107	24.734	1:07.286	107	25.121	1:06.620
107	22.925	1:07.937	177	24.984	1:08.644	111	29.949	1:10.456	125	33.899	1:10.079	125	36.103	1:08.437
111	24.343	1:09.525	111	25.719	1:07.838	192	30.204	1:09.994	112	34.843	1:10.509	112	36.669	1:08.059
192	24.552	1:08.964	192	26.436	1:08.346	155	30.304	1:09.295	169	34.923	1:10.473	155	36.701	1:07.843
112	25.145	1:08.661	112	27.046	1:08.363	125	30.578	1:09.699	155	35.091	1:11.545	169	36.940	1:08.250
125	25.268	1:08.524	125	27.105	1:08.299	112	31.092	1:10.272	173	35.559	1:10.833	173	37.825	1:08.499
155	25.553	1:07.921	155	27.235	1:08.144	169	31.208	1:09.537	117	36.913	1:08.427	117	37.943	1:07.263
169	25.966	1:08.539	169	27.897	1:08.393	173	31.484	1:08.831	192	39.555	1:16.109	111	41.684	1:07.915
173	26.526	1:09.497	173	28.879	1:08.815	117	35.244	1:08.087	111	40.002	1:16.811	192	42.084	1:08.762
117	31.271	1:26.392	117	33.383	1:08.574									

Weather / Track : Bright / Dry

Pembrey  
Circuit Length = 1.4560 miles  
Start: 16:10 End: 16:34

# McMillan Motorsport Caterham Graduate Championship - Super& Sigma Class

## RACE 4 - LAP CHART

Lap 11			Lap 12			Lap 13			Lap 14			Lap 15		
No	Behind	Laptime	No	Behind	Laptime	No	Behind	Laptime	No	Behind	Laptime	No	Behind	Laptime
104		1:07.215	104		1:06.894	104		1:06.305	104		1:05.994	104		1:05.879
124	0.087	1:07.222	124	0.100	1:06.907	124	0.247	1:06.452	124	0.191	1:05.938	124	0.198	1:05.886
105	0.342	1:07.329	105	0.331	1:06.883	105	0.676	1:06.650	105	0.539	1:05.857	105	0.318	1:05.658
109	7.230	1:06.836	109	6.150	1:05.814	109	6.692	1:06.847	109	6.564	1:05.866	109	6.393	1:05.708
151	7.412	1:07.054	151	6.229	1:05.711	151	6.938	1:07.014	151	6.676	1:05.732	151	6.761	1:05.964
130	8.004	1:06.672	130	7.751	1:06.641	130	7.878	1:06.432	118	9.034	1:06.981	118	9.773	1:06.618
118	8.146	1:06.662	118	7.902	1:06.650	118	8.047	1:06.450	130	9.300	1:07.416	130	10.407	1:06.986
166	10.321	1:06.319	166	9.304	1:05.877	166	8.408	1:05.409	166	9.482	1:07.068	166	10.518	1:06.915
113	11.430	1:06.929	113	11.886	1:07.350	128	13.027	1:06.856	113	14.870	1:07.497	113	16.070	1:07.079
128	11.647	1:07.014	128	12.476	1:07.723	113	13.367	1:07.786	128	14.954	1:07.921	128	16.818	1:07.743
161	17.636	1:07.992	161	17.573	1:06.831	161	18.443	1:07.175	161	19.679	1:07.230	161	20.806	1:07.006
114	17.873	1:08.448	114	17.831	1:06.852	114	21.943	1:10.417	114	23.522	1:07.573	114	24.493	1:06.850
139	24.861	1:07.273	139	24.924	1:06.957	139	26.051	1:07.432	139	27.251	1:07.194	139	28.652	1:07.280
116	25.172	1:07.933	107	25.525	1:06.917	107	26.486	1:07.266	107	27.685	1:07.193	107	28.988	1:07.182
107	25.502	1:07.596	116	26.309	1:08.031	116	27.175	1:07.171	116	28.680	1:07.499	116	29.864	1:07.063
125	37.143	1:08.255	125	38.450	1:08.201	125	40.415	1:08.270	155	42.336	1:07.307	155	43.729	1:07.272
112	37.467	1:08.013	112	38.706	1:08.133	112	40.803	1:08.402	125	42.890	1:08.469	125	44.153	1:07.142
169	37.613	1:07.888	155	38.986	1:07.973	155	41.023	1:08.342	112	43.211	1:08.402	169	47.394	1:08.416
155	37.907	1:08.421	169	39.577	1:08.858	169	42.156	1:08.884	169	44.857	1:08.695	117	48.176	1:08.519
117	38.618	1:07.890	117	40.195	1:08.471	117	42.477	1:08.587	117	45.536	1:09.053	173	48.430	1:08.494
173	39.359	1:08.749	173	40.418	1:07.953	173	42.829	1:08.716	173	45.815	1:08.980	111	52.396	1:09.345
111	43.106	1:08.637	192	44.855	1:08.433	111	46.797	1:07.964	111	48.930	1:08.127	192	52.753	1:09.490
192	43.316	1:08.447	111	45.138	1:08.926	192	47.110	1:08.560	192	49.142	1:08.026	112	1:05.875	1:28.543

Weather / Track : Bright / Dry

Pembrey  
Circuit Length = 1.4560 miles  
Start: 16:10 End: 16:34

# McMillan Motorsport Caterham Graduate Championship - Super& Sigma Class

## RACE 4 - LAP CHART

Lap 16			Lap 17			Lap 18			Lap 19			Lap 20		
No	Behind	Laptime	No	Behind	Laptime	No	Behind	Laptime	No	Behind	Laptime	No	Behind	Laptime
104		1:06.855	104		1:06.195	104		1:05.785	104		1:05.813	104		1:05.607
105	0.308	1:06.845	105	0.234	1:06.121	124	0.495	1:05.926	105	0.643	1:05.699	105	0.536	1:05.500
124	0.447	1:07.104	124	0.354	1:06.102	105	0.757	1:06.308	124	0.815	1:06.133	124	0.809	1:05.601
109	5.401	1:05.863	112	1 LAP	1:09.816	109	4.322	1:05.144	109	3.768	1:05.259	109	4.167	1:06.006
151	5.488	1:05.582	109	4.963	1:05.757	112	1 LAP	1:07.994	151	5.683	1:06.169	151	6.319	1:06.243
118	9.890	1:06.972	151	5.303	1:06.010	151	5.327	1:05.809	112	1 LAP	1:08.659	112	1 LAP	1:07.985
130	11.111	1:07.559	118	10.693	1:06.998	118	12.044	1:07.136	130	15.007	1:08.218	130	16.498	1:07.098
166	11.237	1:07.574	130	11.492	1:06.576	130	12.602	1:06.895	166	15.320	1:08.071	166	16.594	1:06.881
113	16.197	1:06.982	166	11.626	1:06.584	166	13.062	1:07.221	118	15.679	1:09.448	118	18.227	1:08.155
128	17.223	1:07.260	113	16.783	1:06.781	113	17.908	1:06.910	113	20.457	1:08.362	113	23.754	1:08.904
161	20.835	1:06.884	128	17.578	1:06.550	128	18.251	1:06.458	128	20.813	1:08.375	128	24.635	1:09.429
114	24.366	1:06.728	161	22.326	1:07.686	161	23.852	1:07.311	161	25.330	1:07.291	161	27.013	1:07.290
139	29.937	1:08.140	114	26.146	1:07.975	114	27.722	1:07.361	114	29.080	1:07.171	114	30.458	1:06.985
107	30.536	1:08.403	139	31.187	1:07.445	139	33.049	1:07.647	139	35.321	1:08.085	139	37.446	1:07.732
116	30.784	1:07.775	107	31.644	1:07.303	107	33.321	1:07.462	107	35.766	1:08.258	107	37.894	1:07.735
155	43.953	1:07.079	116	32.106	1:07.517	116	33.988	1:07.667	116	36.468	1:08.293	116	38.353	1:07.492
125	46.794	1:09.496	155	44.487	1:06.729	155	45.314	1:06.612	155	47.100	1:07.599	155	48.562	1:07.069
169	48.877	1:08.338	125	48.716	1:08.117	125	51.216	1:08.285	125	54.837	1:09.434	125	59.603	1:10.373
173	49.847	1:08.272	173	52.076	1:08.424	173	54.779	1:08.488	173	57.970	1:09.004	117	1:01.036	1:08.317
117	52.689	1:11.368	117	54.047	1:07.553	117	55.658	1:07.396	117	58.326	1:08.481	173	1:02.034	1:09.671
111	54.288	1:08.747	111	57.245	1:09.152	111	1:00.460	1:09.000	111	1:04.217	1:09.570	111	1:09.536	1:10.926
192	59.749	1:13.851	169	59.512	1:16.830	169	1:01.241	1:07.514	169	1:04.756	1:09.328	169	1:48.379	1:49.230 P
			192	1:01.842	1:08.288	192	1:03.251	1:07.194	192	1:05.380	1:07.942	192	1:50.875	1:51.102 P

Weather / Track : Bright / Dry

Pembrey  
Circuit Length = 1.4560 miles  
Start: 16:10 End: 16:34

# McMillan Motorsport Caterham Graduate Championship - Super& Sigma Class

## RACE 10 - CLASSIFICATION

POS	NO	CL	NAME	ENTRY	LAPS	TIME	GAP	DIFF	MPH	BEST	ON
1	109		Toby BRIANT	Caterham 7	10	11:16.671			77.46	1:05.879	7
2	105		Neil SHINNER	Caterham 7	10	11:16.957	0.286	0.286	77.42	1:05.802	7
3	151		Luke TZOUROU	Caterham 7	10	11:21.376	4.705	4.419	76.92	1:06.413	10
4	118		Kenny YOUNG	Caterham 7	10	11:21.683	5.012	0.307	76.89	1:06.461	10
5	104		Dylan STANLEY	Caterham 7	10	11:21.933	5.262	0.250	76.86	1:05.427	8
6	166		Charles ELLIOTT	Caterham 7	10	11:23.208	6.537	1.275	76.72	1:06.439	7
7	161		Chris ROME	Caterham 7	10	11:23.609	6.938	0.401	76.67	1:06.285	8
8	130		Jonathan MILLER	Caterham 7	10	11:24.153	7.482	0.544	76.61	1:06.277	9
9	113		Sean MIGHALL	Caterham 7	10	11:27.989	11.318	3.836	76.18	1:07.253	8
10	107		Andy SKINNER	Caterham 7	10	11:28.588	11.917	0.599	76.12	1:07.151	9
11	177		Ian ANDERSON	Caterham 7	10	11:28.937	12.266	0.349	76.08	1:06.755	9
12	173		Ian DYBLE	Caterham 7	10	11:29.434	12.763	0.497	76.02	1:06.578	9
13	116		James BATCHELOR	Caterham 7	10	11:30.534	13.863	1.100	75.90	1:07.034	7
14	139		Mark GREGORY	Caterham 7	10	11:37.543	20.872	7.009	75.14	1:07.364	9
15	128		Martin KAY	Caterham 7	10	11:38.173	21.502	0.630	75.07	1:07.372	10
16	112		Steve HUMPHREYS	Caterham 7	10	11:38.426	21.755	0.253	75.04	1:07.406	8
17	111		Yolande HUMPHREYS	Caterham 7	10	11:54.096	37.425	15.670	73.40	1:09.547	8
18	117		Chris WILLIAMS	Caterham 7	10	11:54.275	37.604	0.179	73.38	1:09.600	9
19	169		Barry WHITE	Caterham 7	10	11:54.328	37.657	0.053	73.37	1:08.400	7
20	125		Stephen HIRONS	Caterham 7	9	11:25.492	1 lap	1 lap	68.81	1:11.096	7

NOT CLASSIFIED

DNF	124		Reece SOMERFIELD	Caterham 7	7	7:57.201	3 laps	2 laps	76.88	1:06.219	7
-----	-----	--	------------------	------------	---	----------	--------	--------	-------	----------	---

FASTEST LAP

104			Dylan STANLEY	Caterham 7	8	1:05.427			80.11 mph	128.93 kph	
173			Ian DYBLE	Caterham 7	9	1:06.578			78.72 mph	126.70 kph	

Cars 114, 155 & 192 did not take the restart

Weather / Track : Cloudy / Dry

These results are provisional until the conclusion of any judicial and technical matters.

Pembrey

Circuit Length = 1.4560 miles

Start: 12:50 End: 13:02

Clerk of Course :		Timekeeper :	
-------------------	--	--------------	--

# McMillan Motorsport Caterham Graduate Championship - Super& Sigma Class

## RACE 10 - LAP CHART

Lap 1			Lap 2			Lap 3			Lap 4			Lap 5		
No	Behind	Laptime	No	Behind	Laptime	No	Behind	Laptime	No	Behind	Laptime	No	Behind	Laptime
124		1:12.651	124		1:07.632	124		1:08.246	124		1:07.430	124		1:07.614
105	0.350	1:13.001	105	0.466	1:07.748	109	1.476	1:09.132	109	1.380	1:07.334	109	0.850	1:07.084
109	0.458	1:13.109	109	0.590	1:07.764	105	1.606	1:09.386	105	2.015	1:07.839	105	1.393	1:06.992
118	0.644	1:13.295	118	0.693	1:07.681	118	1.800	1:09.353	118	2.794	1:08.424	118	2.828	1:07.648
151	0.874	1:13.525	151	0.976	1:07.734	166	2.201	1:09.346	151	3.376	1:08.122	151	3.176	1:07.414
166	1.178	1:13.829	166	1.101	1:07.555	151	2.684	1:09.954	166	3.899	1:09.128	166	4.235	1:07.950
161	1.722	1:14.373	161	1.463	1:07.373	161	3.145	1:09.928	161	4.048	1:08.333	161	5.016	1:08.582
113	2.144	1:14.795	130	2.134	1:07.542	130	3.678	1:09.790	130	4.798	1:08.550	130	5.468	1:08.284
130	2.224	1:14.875	113	2.281	1:07.769	113	3.908	1:09.873	113	5.494	1:09.016	113	6.191	1:08.311
107	3.026	1:15.677	107	3.565	1:08.171	107	4.490	1:09.171	107	5.528	1:08.468	107	6.487	1:08.573
128	3.487	1:16.138	177	4.534	1:07.901	177	5.822	1:09.534	177	7.168	1:08.776	104	7.921	1:07.056
177	4.265	1:16.916	173	4.816	1:07.773	173	6.179	1:09.609	173	7.718	1:08.969	177	8.480	1:08.926
173	4.675	1:17.326	128	5.467	1:09.612	116	6.680	1:09.152	104	8.479	1:07.775	173	8.852	1:08.748
116	5.261	1:17.912	116	5.774	1:08.145	104	8.134	1:08.778	116	8.576	1:09.326	116	8.998	1:08.036
139	6.242	1:18.893	139	7.137	1:08.527	112	9.804	1:10.436	112	11.428	1:09.054	112	13.263	1:09.449
112	6.599	1:19.250	104	7.602	1:06.712	139	10.303	1:11.412	139	11.636	1:08.763	139	14.037	1:10.015
117	7.833	1:20.484	112	7.614	1:08.647	128	10.809	1:13.588	128	11.801	1:08.422	128	14.435	1:10.248
111	8.491	1:21.142	117	10.606	1:10.405	117	13.077	1:10.717	111	16.370	1:10.371	111	19.561	1:10.805
125	8.520	1:21.171	111	11.470	1:10.611	111	13.429	1:10.205	117	16.878	1:11.231	117	19.998	1:10.734
104	8.522	1:21.173	169	14.365	1:12.299	169	18.170	1:12.051	169	22.040	1:11.300	169	24.218	1:09.792
169	9.698	1:22.349	125	23.433	1:22.545	125	29.763	1:14.576	125	45.163	1:22.830	125	54.100	1:16.551

Cars 114, 155 & 192 did not take the restart

Weather / Track : Cloudy / Dry

Pembrey  
Circuit Length = 1.4560 miles  
Start: 12:50 End: 13:02

# McMillan Motorsport Caterham Graduate Championship - Super& Sigma Class

## RACE 10 - LAP CHART

Lap 6			Lap 7			Lap 8			Lap 9			Lap 10		
No	Behind	Laptime	No	Behind	Laptime	No	Behind	Laptime	No	Behind	Laptime	No	Behind	Laptime
124		1:07.409	124		1:06.219	109		1:06.466	109		1:06.378	109		1:06.254
109	0.712	1:07.271	109	0.372	1:05.879	105	0.233	1:06.425	105	0.656	1:06.801	105	0.286	1:05.884
105	1.063	1:07.079	105	0.646	1:05.802	118	4.150	1:06.669	125	1 LAP	1:11.547	151	4.705	1:06.413
118	2.859	1:07.440	118	4.319	1:07.679	151	4.314	1:06.639	151	4.546	1:06.610	118	5.012	1:06.461
151	2.981	1:07.214	151	4.513	1:07.751	166	4.625	1:06.691	118	4.805	1:07.033	104	5.262	1:06.528
166	4.552	1:07.726	166	4.772	1:06.439	104	5.547	1:05.427	104	4.988	1:05.819	166	6.537	1:06.742
161	5.448	1:07.841	161	6.316	1:07.087	161	5.763	1:06.285	161	5.956	1:06.571	161	6.938	1:07.236
130	6.319	1:08.260	130	6.893	1:06.793	130	7.118	1:07.063	166	6.049	1:07.802	130	7.482	1:06.719
113	6.524	1:07.742	104	6.958	1:06.207	113	8.040	1:07.253	130	7.017	1:06.277	125	1 LAP	1:12.374
107	6.724	1:07.646	113	7.625	1:07.320	107	9.390	1:07.152	113	9.659	1:07.997	113	11.318	1:07.913
104	6.970	1:06.458	107	9.076	1:08.571	177	10.527	1:07.200	107	10.163	1:07.151	107	11.917	1:08.008
177	8.887	1:07.816	177	10.165	1:07.497	173	11.443	1:07.794	177	10.904	1:06.755	177	12.266	1:07.616
173	9.439	1:07.996	173	10.487	1:07.267	116	11.590	1:07.446	173	11.643	1:06.578	173	12.763	1:07.374
116	10.167	1:08.578	116	10.982	1:07.034	139	18.309	1:08.002	116	12.725	1:07.513	116	13.863	1:07.392
112	15.191	1:09.337	139	17.145	1:08.167	112	18.928	1:07.406	139	19.295	1:07.364	139	20.872	1:07.831
139	15.197	1:08.569	128	17.528	1:08.427	128	18.992	1:08.302	112	20.239	1:07.689	128	21.502	1:07.372
128	15.320	1:08.294	112	18.360	1:09.388	111	30.137	1:09.547	128	20.384	1:07.770	112	21.755	1:07.770
111	23.057	1:10.905	111	27.428	1:10.590	117	30.528	1:09.720	111	33.367	1:09.608	111	37.425	1:10.312
117	23.621	1:11.032	117	27.646	1:10.244	169	30.728	1:09.900	117	33.750	1:09.600	117	37.604	1:10.108
169	25.485	1:08.676	169	27.666	1:08.400				169	33.887	1:09.537	169	37.657	1:10.024
125	59.493	1:12.802	125	1:04.370	1:11.096									

Cars 114, 155 & 192 did not take the restart

Weather / Track : Cloudy / Dry

Pembrey  
Circuit Length = 1.4560 miles  
Start: 12:50 End: 13:02

**McMillan Motorsport Caterham Graduate Championship - Mega Class**  
**QUALIFYING - RACE 6 - CLASSIFICATION**

POS	NO	CL	NAME	ENTRY	TIME	ON	LAPS	GAP	DIFF	MPH
1	4		Nicholas HARYETT	Caterham 7	1:05.394	14	17			80.15
2	48		Daniel MALKIN	Caterham 7	1:05.509	17	17	0.115	0.115	80.01
3	7		Nick FROST	Caterham 7	1:05.555	16	17	0.161	0.046	79.95
4	2		Myles PACKMAN	Caterham 7	1:05.663	17	17	0.269	0.108	79.82
5	50		Declan DOLAN	Caterham 7	1:06.108	12	17	0.714	0.445	79.28
6	54		Peter FRITH	Caterham 7	1:06.130	12	17	0.736	0.022	79.26
7	5		Martin AMISON	Caterham 7	1:06.330	11	17	0.936	0.200	79.02
8	10		Nigel SMITH	Caterham 7	1:06.337	13	17	0.943	0.007	79.01
9	1		Paul TURLEY	Caterham 7	1:06.397	17	17	1.003	0.060	78.94
10	30		Mark BRUNNING	Caterham 7	1:06.575	10	16	1.181	0.178	78.73
11	20		Mick WHITEHEAD	Caterham 7	1:06.680	11	13	1.286	0.105	78.60
12	60		Chris FOX	Caterham 7	1:06.680	15	17	1.286	0.000	78.60
13	36		Jo JAMES	Caterham 7	1:06.991	10	16	1.597	0.311	78.24
14	8		Tom OVERTON	Caterham 7	1:07.089	12	17	1.695	0.098	78.12
15	69		Adrian RUSSELL	Caterham 7	1:07.128	13	13	1.734	0.039	78.08
16	9		Robert DRAPER	Caterham 7	1:07.150	16	17	1.756	0.022	78.05
17	44		Nick PANCISI	Caterham 7	1:07.725	13	16	2.331	0.575	77.39
18	56		Brett RAY	Caterham 7	1:08.868	4	6	3.474	1.143	76.11
19	62		Stephen PATTEMORE	Caterham 7	1:09.065	11	14	3.671	0.197	75.89
20	53		Gordan HALLEY	Caterham 7	1:09.485	12	15	4.091	0.420	75.43
21	22		Peter MARSH	Caterham 7	1:09.541	10	12	4.147	0.056	75.37
22	17		Paul MANYWEATHERS	Caterham 7	1:10.765	4	5	5.371	1.224	74.07

Weather / Track : Cloudy / Drying  
 These results are provisional until the conclusion of any judicial and technical matters.

Pembrey  
 Circuit Length = 1.4560 miles  
 Start: 12:20 End: 12:41

Clerk of Course :		Timekeeper :
-------------------	--	--------------

# McMillan Motorsport Caterham Graduate Championship - Mega Class

## QUALIFYING - RACE 6 - LAP ANALYSIS

<b>1</b>	<b>Paul TURLEY</b>						Caterham 7	
1 -	1:18.876	+ 12.479	12:22:17.691	10 -	1:06.895	+ 0.498	12:32:40.982	
2 -	1:12.131	+ 5.734	12:23:29.822	11 -	1:07.355	+ 0.958	12:33:48.337	
3 -	1:11.082	+ 4.685	12:24:40.904	12 -	1:06.662	+ 0.265	12:34:54.999	
4 -	1:09.466	+ 3.069	12:25:50.370	13 -	1:07.853	+ 1.456	12:36:02.852	
5 -	1:09.798	+ 3.401	12:27:00.168	14 -	1:07.734	+ 1.337	12:37:10.586	
6 -	1:10.152	+ 3.755	12:28:10.320	15 -	1:08.245	+ 1.848	12:38:18.831	
7 -	1:08.593	+ 2.196	12:29:18.913	16 -	1:06.891	+ 0.494	12:39:25.722	
8 -	1:07.455	+ 1.058	12:30:26.368	17 -	<b>1:06.397</b>		<b>12:40:32.119</b>	
9 -	1:07.719	+ 1.322	12:31:34.087					
<b>2</b>	<b>Myles PACKMAN</b>						Caterham 7	
1 -	1:13.280	+ 7.617	12:21:51.751	10 -	1:06.917	+ 1.254	12:32:04.839	
2 -	1:10.367	+ 4.704	12:23:02.118	11 -	1:06.296	+ 0.633	12:33:11.135	
3 -	1:09.283	+ 3.620	12:24:11.401	12 -	1:06.440	+ 0.777	12:34:17.575	
4 -	1:08.999	+ 3.336	12:25:20.400	13 -	1:05.769	+ 0.106	12:35:23.344	
5 -	1:07.898	+ 2.235	12:26:28.298	14 -	1:05.804	+ 0.141	12:36:29.148	
6 -	1:07.564	+ 1.901	12:27:35.862	15 -	1:06.361	+ 0.698	12:37:35.509	
7 -	1:07.148	+ 1.485	12:28:43.010	16 -	1:07.458	+ 1.795	12:38:42.967	
8 -	1:07.713	+ 2.050	12:29:50.723	17 -	<b>1:05.663</b>		<b>12:39:48.630</b>	
9 -	1:07.199	+ 1.536	12:30:57.922					
<b>4</b>	<b>Nicholas HARYETT</b>						Caterham 7	
1 -	1:14.842	+ 9.448	12:21:53.059	10 -	1:06.706	+ 1.312	12:32:08.962	
2 -	1:11.045	+ 5.651	12:23:04.104	11 -	1:05.800	+ 0.406	12:33:14.762	
3 -	1:09.086	+ 3.692	12:24:13.190	12 -	1:07.134	+ 1.740	12:34:21.896	
4 -	1:08.539	+ 3.145	12:25:21.729	13 -	1:05.962	+ 0.568	12:35:27.858	
5 -	1:08.253	+ 2.859	12:26:29.982	14 -	<b>1:05.394</b>		<b>12:36:33.252</b>	
6 -	1:07.969	+ 2.575	12:27:37.951	15 -	1:06.831	+ 1.437	12:37:40.083	
7 -	1:06.975	+ 1.581	12:28:44.926	16 -	1:07.846	+ 2.452	12:38:47.929	
8 -	1:10.262	+ 4.868	12:29:55.188	17 -	1:10.790	+ 5.396	12:39:58.719	
9 -	1:07.068	+ 1.674	12:31:02.256					
<b>5</b>	<b>Martin AMISON</b>						Caterham 7	
1 -	1:13.498	+ 7.168	12:21:50.803	10 -	1:16.708	+ 10.378	12:32:17.761	
2 -	1:10.831	+ 4.501	12:23:01.634	11 -	<b>1:06.330</b>		<b>12:33:24.091</b>	
3 -	1:09.240	+ 2.910	12:24:10.874	12 -	1:06.447	+ 0.117	12:34:30.538	
4 -	1:08.510	+ 2.180	12:25:19.384	13 -	1:06.562	+ 0.232	12:35:37.100	
5 -	1:09.273	+ 2.943	12:26:28.657	14 -	1:06.840	+ 0.510	12:36:43.940	
6 -	1:07.390	+ 1.060	12:27:36.047	15 -	1:06.869	+ 0.539	12:37:50.809	
7 -	1:08.019	+ 1.689	12:28:44.066	16 -	1:06.521	+ 0.191	12:38:57.330	
8 -	1:09.848	+ 3.518	12:29:53.914	17 -	1:26.404 P	+ 20.074	12:40:23.734	
9 -	1:07.139	+ 0.809	12:31:01.053					
<b>7</b>	<b>Nick FROST</b>						Caterham 7	
1 -	1:26.748 P	+ 21.193	12:22:05.105	10 -	1:06.126	+ 0.571	12:32:53.670	
2 -	1:44.554	+ 38.999	12:23:49.659	11 -	1:06.206	+ 0.651	12:33:59.876	
3 -	1:10.339	+ 4.784	12:24:59.998	12 -	1:06.617	+ 1.062	12:35:06.493	
4 -	1:09.942	+ 4.387	12:26:09.940	13 -	1:06.091	+ 0.536	12:36:12.584	
5 -	1:08.405	+ 2.850	12:27:18.345	14 -	1:06.694	+ 1.139	12:37:19.278	
6 -	1:08.199	+ 2.644	12:28:26.544	15 -	1:06.811	+ 1.256	12:38:26.089	
7 -	1:07.688	+ 2.133	12:29:34.232	16 -	<b>1:05.555</b>		<b>12:39:31.644</b>	
8 -	1:06.913	+ 1.358	12:30:41.145	17 -	1:06.343	+ 0.788	12:40:37.987	
9 -	1:06.399	+ 0.844	12:31:47.544					
<b>8</b>	<b>Tom OVERTON</b>						Caterham 7	
1 -	1:17.570	+ 10.481	12:22:05.636	10 -	1:07.452	+ 0.363	12:32:25.968	
2 -	1:12.038	+ 4.949	12:23:17.674	11 -	1:07.188	+ 0.099	12:33:33.156	
3 -	1:10.667	+ 3.578	12:24:28.341	12 -	<b>1:07.089</b>		<b>12:34:40.245</b>	
4 -	1:08.913	+ 1.824	12:25:37.254	13 -	1:07.961	+ 0.872	12:35:48.206	
5 -	1:08.824	+ 1.735	12:26:46.078	14 -	1:22.283	+ 15.194	12:37:10.489	
6 -	1:08.826	+ 1.737	12:27:54.904	15 -	1:10.475	+ 3.386	12:38:20.964	

Weather / Track : Cloudy / Drying

Pembrey  
Circuit Length = 1.4560 miles  
Start: 12:20 End: 12:41

# McMillan Motorsport Caterham Graduate Championship - Mega Class

## QUALIFYING - RACE 6 - LAP ANALYSIS

7 -	1:08.407	+ 1.318	12:29:03.311	16 -	1:08.282	+ 1.193	12:39:29.246
8 -	1:07.892	+ 0.803	12:30:11.203	17 -	1:07.929	+ 0.840	12:40:37.175
9 -	1:07.313	+ 0.224	12:31:18.516				
<b>9</b>	<b>Robert DRAPER</b> Caterham 7						
1 -	1:20.127	+ 12.977	12:22:11.304	10 -	1:08.141	+ 0.991	12:32:43.656
2 -	1:14.997	+ 7.847	12:23:26.301	11 -	1:07.527	+ 0.377	12:33:51.183
3 -	1:12.119	+ 4.969	12:24:38.420	12 -	1:07.209	+ 0.059	12:34:58.392
4 -	1:11.655	+ 4.505	12:25:50.075	13 -	1:07.961	+ 0.811	12:36:06.353
5 -	1:10.681	+ 3.531	12:27:00.756	14 -	1:07.702	+ 0.552	12:37:14.055
6 -	1:09.749	+ 2.599	12:28:10.505	15 -	1:08.344	+ 1.194	12:38:22.399
7 -	1:08.983	+ 1.833	12:29:19.488	16 -	<b>1:07.150</b>		<b>12:39:29.549</b>
8 -	1:07.446	+ 0.296	12:30:26.934	17 -	1:21.847	+ 14.697	12:40:51.396
9 -	1:08.581	+ 1.431	12:31:35.515				
<b>10</b>	<b>Nigel SMITH</b> Caterham 7						
1 -	1:23.539	+ 17.202	12:22:15.771	10 -	1:07.597	+ 1.260	12:32:44.122
2 -	1:12.544	+ 6.207	12:23:28.315	11 -	1:08.052	+ 1.715	12:33:52.174
3 -	1:11.595	+ 5.258	12:24:39.910	12 -	1:10.327	+ 3.990	12:35:02.501
4 -	1:10.726	+ 4.389	12:25:50.636	13 -	<b>1:06.337</b>		<b>12:36:08.838</b>
5 -	1:13.480	+ 7.143	12:27:04.116	14 -	1:06.483	+ 0.146	12:37:15.321
6 -	1:08.016	+ 1.679	12:28:12.132	15 -	1:09.482	+ 3.145	12:38:24.803
7 -	1:07.942	+ 1.605	12:29:20.074	16 -	1:06.368	+ 0.031	12:39:31.171
8 -	1:09.333	+ 2.996	12:30:29.407	17 -	1:06.660	+ 0.323	12:40:37.831
9 -	1:07.118	+ 0.781	12:31:36.525				
<b>17</b>	<b>Paul MANYWEATHERS</b> Caterham 7						
1 -	1:19.799	+ 9.034	12:22:17.267	4 -	<b>1:10.765</b>		<b>12:25:51.390</b>
2 -	1:11.503	+ 0.738	12:23:28.770	5 -	1:27.107 P	+ 16.342	12:27:18.497
3 -	1:11.855	+ 1.090	12:24:40.625				
<b>20</b>	<b>Mick WHITEHEAD</b> Caterham 7						
1 -	1:16.957	+ 10.277	12:22:04.744	8 -	1:08.070	+ 1.390	12:30:10.415
2 -	1:12.362	+ 5.682	12:23:17.106	9 -	1:07.501	+ 0.821	12:31:17.916
3 -	1:10.334	+ 3.654	12:24:27.440	10 -	1:06.984	+ 0.304	12:32:24.900
4 -	1:09.253	+ 2.573	12:25:36.693	11 -	<b>1:06.680</b>		<b>12:33:31.580</b>
5 -	1:08.948	+ 2.268	12:26:45.641	12 -	1:16.777 P	+ 10.097	12:34:48.357
6 -	1:08.384	+ 1.704	12:27:54.025	13 -	2:08.505	+ 1:01.825	12:36:56.862
7 -	1:08.320	+ 1.640	12:29:02.345				
<b>22</b>	<b>Peter MARSH</b> Caterham 7						
1 -	1:23.120	+ 13.579	12:22:27.499	7 -	1:17.785	+ 8.244	12:29:54.940
2 -	1:17.058	+ 7.517	12:23:44.557	8 -	1:11.346	+ 1.805	12:31:06.286
3 -	1:14.649	+ 5.108	12:24:59.206	9 -	1:11.147	+ 1.606	12:32:17.433
4 -	1:13.941	+ 4.400	12:26:13.147	10 -	<b>1:09.541</b>		<b>12:33:26.974</b>
5 -	1:12.300	+ 2.759	12:27:25.447	11 -	1:10.047	+ 0.506	12:34:37.021
6 -	1:11.708	+ 2.167	12:28:37.155	12 -	1:10.616	+ 1.075	12:35:47.637
<b>30</b>	<b>Mark BRUNNING</b> Caterham 7						
1 -	1:34.797	+ 28.222	12:22:20.031	9 -	1:07.162	+ 0.587	12:31:45.643
2 -	1:18.163	+ 11.588	12:23:38.194	10 -	<b>1:06.575</b>		<b>12:32:52.218</b>
3 -	1:14.420	+ 7.845	12:24:52.614	11 -	1:06.592	+ 0.017	12:33:58.810
4 -	1:10.970	+ 4.395	12:26:03.584	12 -	1:33.944	+ 27.369	12:35:32.754
5 -	1:09.857	+ 3.282	12:27:13.441	13 -	1:06.659	+ 0.084	12:36:39.413
6 -	1:08.484	+ 1.909	12:28:21.925	14 -	1:10.755	+ 4.180	12:37:50.168
7 -	1:07.991	+ 1.416	12:29:29.916	15 -	1:09.340	+ 2.765	12:38:59.508
8 -	1:08.565	+ 1.990	12:30:38.481	16 -	1:29.762 P	+ 23.187	12:40:29.270
<b>36</b>	<b>Jo JAMES</b> Caterham 7						
1 -	1:24.489	+ 17.498	12:22:12.258	9 -	1:07.709	+ 0.718	12:31:46.474
2 -	1:15.546	+ 8.555	12:23:27.804	10 -	<b>1:06.991</b>		<b>12:32:53.465</b>
3 -	1:15.950	+ 8.959	12:24:43.754	11 -	1:08.120	+ 1.129	12:34:01.585
4 -	1:14.153	+ 7.162	12:25:57.907	12 -	1:07.955	+ 0.964	12:35:09.540

Weather / Track : Cloudy / Drying

Pembrey  
Circuit Length = 1.4560 miles  
Start: 12:20 End: 12:41

# McMillan Motorsport Caterham Graduate Championship - Mega Class

## QUALIFYING - RACE 6 - LAP ANALYSIS

5 -	1:11.562	+ 4.571	12:27:09.469	13 -	1:07.391	+ 0.400	12:36:16.931
6 -	1:10.346	+ 3.355	12:28:19.815	14 -	1:08.295	+ 1.304	12:37:25.226
7 -	1:09.727	+ 2.736	12:29:29.542	15 -	1:09.985	+ 2.994	12:38:35.211
8 -	1:09.223	+ 2.232	12:30:38.765	16 -	1:26.354 P	+ 19.363	12:40:01.565
<b>44</b>	<b>Nick PANCISI</b>			Caterham 7			
1 -	1:21.687	+ 13.962	12:22:21.782	9 -	1:09.533	+ 1.808	12:31:58.254
2 -	1:15.855	+ 8.130	12:23:37.637	10 -	1:09.919	+ 2.194	12:33:08.173
3 -	1:14.829	+ 7.104	12:24:52.466	11 -	1:16.633	+ 8.908	12:34:24.806
4 -	1:14.268	+ 6.543	12:26:06.734	12 -	1:09.064	+ 1.339	12:35:33.870
5 -	1:11.230	+ 3.505	12:27:17.964	13 -	<b>1:07.725</b>		<b>12:36:41.595</b>
6 -	1:10.883	+ 3.158	12:28:28.847	14 -	1:09.266	+ 1.541	12:37:50.861
7 -	1:10.102	+ 2.377	12:29:38.949	15 -	1:10.018	+ 2.293	12:39:00.879
8 -	1:09.772	+ 2.047	12:30:48.721	16 -	1:12.054	+ 4.329	12:40:12.933
<b>48</b>	<b>Daniel MALKIN</b>			Caterham 7			
1 -	1:15.610	+ 10.101	12:21:56.189	10 -	1:07.342	+ 1.833	12:32:08.571
2 -	1:10.544	+ 5.035	12:23:06.733	11 -	1:05.963	+ 0.454	12:33:14.534
3 -	1:08.517	+ 3.008	12:24:15.250	12 -	1:06.040	+ 0.531	12:34:20.574
4 -	1:08.017	+ 2.508	12:25:23.267	13 -	1:06.170	+ 0.661	12:35:26.744
5 -	1:07.122	+ 1.613	12:26:30.389	14 -	1:06.291	+ 0.782	12:36:33.035
6 -	1:07.062	+ 1.553	12:27:37.451	15 -	1:05.864	+ 0.355	12:37:38.899
7 -	1:06.681	+ 1.172	12:28:44.132	16 -	1:06.738	+ 1.229	12:38:45.637
8 -	1:10.254	+ 4.745	12:29:54.386	17 -	<b>1:05.509</b>		<b>12:39:51.146</b>
9 -	1:06.843	+ 1.334	12:31:01.229				
<b>50</b>	<b>Declan DOLAN</b>			Caterham 7			
1 -	1:20.263	+ 14.155	12:22:20.302	10 -	1:07.000	+ 0.892	12:32:42.155
2 -	1:13.862	+ 7.754	12:23:34.164	11 -	1:07.847	+ 1.739	12:33:50.002
3 -	1:10.610	+ 4.502	12:24:44.774	12 -	<b>1:06.108</b>		<b>12:34:56.110</b>
4 -	1:10.135	+ 4.027	12:25:54.909	13 -	1:06.540	+ 0.432	12:36:02.650
5 -	1:09.576	+ 3.468	12:27:04.485	14 -	1:08.473	+ 2.365	12:37:11.123
6 -	1:08.430	+ 2.322	12:28:12.915	15 -	1:08.813	+ 2.705	12:38:19.936
7 -	1:07.303	+ 1.195	12:29:20.218	16 -	1:07.186	+ 1.078	12:39:27.122
8 -	1:06.998	+ 0.890	12:30:27.216	17 -	1:06.562	+ 0.454	12:40:33.684
9 -	1:07.939	+ 1.831	12:31:35.155				
<b>53</b>	<b>Gordan HALLEY</b>			Caterham 7			
1 -	1:22.315	+ 12.830	12:22:25.461	9 -	1:10.677	+ 1.192	12:32:19.053
2 -	1:16.182	+ 6.697	12:23:41.643	10 -	1:09.765	+ 0.280	12:33:28.818
3 -	1:16.043	+ 6.558	12:24:57.686	11 -	1:09.552	+ 0.067	12:34:38.370
4 -	1:13.844	+ 4.359	12:26:11.530	12 -	<b>1:09.485</b>		<b>12:35:47.855</b>
5 -	1:12.460	+ 2.975	12:27:23.990	13 -	1:37.676	+ 28.191	12:37:25.531
6 -	1:12.077	+ 2.592	12:28:36.067	14 -	1:32.566	+ 23.081	12:38:58.097
7 -	1:17.484	+ 7.999	12:29:53.551	15 -	1:26.980	+ 17.495	12:40:25.077
8 -	1:14.825	+ 5.340	12:31:08.376				
<b>54</b>	<b>Peter FRITH</b>			Caterham 7			
1 -	1:25.064	+ 18.934	12:22:21.180	10 -	1:06.813	+ 0.683	12:32:46.664
2 -	1:13.225	+ 7.095	12:23:34.405	11 -	1:07.220	+ 1.090	12:33:53.884
3 -	1:10.612	+ 4.482	12:24:45.017	12 -	<b>1:06.130</b>		<b>12:35:00.014</b>
4 -	1:10.420	+ 4.290	12:25:55.437	13 -	1:06.135	+ 0.005	12:36:06.149
5 -	1:12.793	+ 6.663	12:27:08.230	14 -	1:06.549	+ 0.419	12:37:12.698
6 -	1:08.502	+ 2.372	12:28:16.732	15 -	1:07.782	+ 1.652	12:38:20.480
7 -	1:08.075	+ 1.945	12:29:24.807	16 -	1:09.061	+ 2.931	12:39:29.541
8 -	1:07.856	+ 1.726	12:30:32.663	17 -	1:14.179	+ 8.049	12:40:43.720
9 -	1:07.188	+ 1.058	12:31:39.851				
<b>56</b>	<b>Brett RAY</b>			Caterham 7			
1 -	1:21.651	+ 12.783	12:22:16.160	4 -	<b>1:08.868</b>		<b>12:25:50.792</b>
2 -	1:14.426	+ 5.558	12:23:30.586	5 -	1:10.604	+ 1.736	12:27:01.396
3 -	1:11.338	+ 2.470	12:24:41.924	6 -	1:10.183	+ 1.315	12:28:11.579

Weather / Track : Cloudy / Drying

Pembrey  
Circuit Length = 1.4560 miles  
Start: 12:20 End: 12:41

# McMillan Motorsport Caterham Graduate Championship - Mega Class

## QUALIFYING - RACE 6 - LAP ANALYSIS


<b>60</b>		<b>Chris FOX</b>		Caterham 7			
1 -	1:14.804	+ 8.124	12:21:52.725	10 -	1:08.142	+ 1.462	12:32:14.562
2 -	1:10.656	+ 3.976	12:23:03.381	11 -	1:08.300	+ 1.620	12:33:22.862
3 -	1:09.198	+ 2.518	12:24:12.579	12 -	1:07.989	+ 1.309	12:34:30.851
4 -	1:08.946	+ 2.266	12:25:21.525	13 -	1:07.179	+ 0.499	12:35:38.030
5 -	1:09.549	+ 2.869	12:26:31.074	14 -	1:06.824	+ 0.144	12:36:44.854
6 -	1:08.609	+ 1.929	12:27:39.683	15 -	<b>1:06.680</b>		<b>12:37:51.534</b>
7 -	1:08.459	+ 1.779	12:28:48.142	16 -	1:07.783	+ 1.103	12:38:59.317
8 -	1:08.782	+ 2.102	12:29:56.924	17 -	1:12.789	+ 6.109	12:40:12.106
9 -	1:09.496	+ 2.816	12:31:06.420				
<b>62</b>		<b>Stephen PATTEMORE</b>		Caterham 7			
1 -	1:30.323	+ 21.258	12:22:21.368	8 -	1:11.457	+ 2.392	12:31:06.856
2 -	1:20.157	+ 11.092	12:23:41.525	9 -	1:10.782	+ 1.717	12:32:17.638
3 -	1:17.206	+ 8.141	12:24:58.731	10 -	1:10.496	+ 1.431	12:33:28.134
4 -	1:13.937	+ 4.872	12:26:12.668	11 -	<b>1:09.065</b>		<b>12:34:37.199</b>
5 -	1:14.642	+ 5.577	12:27:27.310	12 -	1:16.004	+ 6.939	12:35:53.203
6 -	1:10.515	+ 1.450	12:28:37.825	13 -	1:12.658	+ 3.593	12:37:05.861
7 -	1:17.574	+ 8.509	12:29:55.399	14 -	1:52.262 P	+ 43.197	12:38:58.123
<b>69</b>		<b>Adrian RUSSELL</b>		Caterham 7			
1 -	1:22.088	+ 14.960	12:22:14.761	8 -	1:09.288	+ 2.160	12:30:41.017
2 -	1:12.962	+ 5.834	12:23:27.723	9 -	1:07.675	+ 0.547	12:31:48.692
3 -	1:10.874	+ 3.746	12:24:38.597	10 -	1:08.295	+ 1.167	12:32:56.987
4 -	1:10.910	+ 3.782	12:25:49.507	11 -	1:07.826	+ 0.698	12:34:04.813
5 -	1:10.409	+ 3.281	12:26:59.916	12 -	1:07.409	+ 0.281	12:35:12.222
6 -	1:10.287	+ 3.159	12:28:10.203	13 -	<b>1:07.128</b>		<b>12:36:19.350</b>
7 -	1:21.526	+ 14.398	12:29:31.729				

Weather / Track : Cloudy / Drying

Pembrey  
Circuit Length = 1.4560 miles  
Start: 12:20 End: 12:41

# McMillan Motorsport Caterham Graduate Championship - Mega Class

## RACE 6 - GRID

ROW 11	1:09.541 22 Peter MARSH	1:10.765 17 Paul MANYWEATHERS
ROW 10	1:09.065 62 Stephen PATTEMORE	1:09.485 53 Gordan HALLEY
ROW 9	1:07.725 44 Nick PANCISI	1:08.868 56 Brett RAY
ROW 8	1:07.128 69 Adrian RUSSELL	1:07.150 9 Robert DRAPER
ROW 7	1:06.991 36 Jo JAMES	1:07.089 8 Tom OVERTON
ROW 6	1:06.680 20 Mick WHITEHEAD	1:06.680 60 Chris FOX
ROW 5	1:06.397 1 Paul TURLEY	1:06.575 30 Mark BRUNNING
ROW 4	1:06.330 5 Martin AMISON	1:06.337 10 Nigel SMITH
ROW 3	1:06.108 50 Declan DOLAN	1:06.130 54 Peter FRITH
ROW 2	1:05.555 7 Nick FROST	1:05.663 2 Myles PACKMAN
ROW 1	1:05.394 4 Nicholas HARYETT	1:05.509 48 Daniel MALKIN
<b>Pole</b>		
		


Pembrey  
Circuit Length = 1.4560 miles

**These results are provisional until the conclusion of any judicial and technical matters.**

Clerk of Course :		Timekeeper :
-------------------	--	--------------

# McMillan Motorsport Caterham Graduate Championship - Mega Class

## RACE 12 - GRID

ROW 11	1:10.496 62 Stephen PATTEMORE	1:11.503 17 Paul MANYWEATHERS
ROW 10	1:10.047 22 Peter MARSH	1:10.183 56 Brett RAY
ROW 9	1:09.064 44 Nick PANCISI	1:09.552 53 Gordan HALLEY
ROW 8	1:07.391 36 Jo JAMES	1:07.409 69 Adrian RUSSELL
ROW 7	1:07.188 8 Tom OVERTON	1:07.209 9 Robert DRAPER
ROW 6	1:06.824 60 Chris FOX	1:06.984 20 Mick WHITEHEAD
ROW 5	1:06.592 30 Mark BRUNNING	1:06.662 1 Paul TURLEY
ROW 4	1:06.447 5 Martin AMISON	1:06.540 50 Declan DOLAN
ROW 3	1:06.135 54 Peter FRITH	1:06.368 10 Nigel SMITH
ROW 2	1:05.864 48 Daniel MALKIN	1:06.091 7 Nick FROST
ROW 1	1:05.769 2 Myles PACKMAN	1:05.800 4 Nicholas HARYETT
<b>Pole</b>		
		

Pembrey  
Circuit Length = 1.4560 miles

**These results are provisional until the conclusion of any judicial and technical matters.**

Clerk of Course :		Timekeeper :
-------------------	--	--------------

# McMillan Motorsport Caterham Graduate Championship - Mega Class

## RACE 6 - CLASSIFICATION

POS	NO	CL	NAME	ENTRY	LAPS	TIME	GAP	DIFF	MPH	BEST	ON
1	48		Daniel MALKIN	Caterham 7	19	21:58.016			75.56	1:06.849	18
2	2		Myles PACKMAN	Caterham 7	19	22:02.616	4.600	4.600	75.29	1:06.898	19
3	1		Paul TURLEY	Caterham 7	19	22:02.851	4.835	0.235	75.28	1:06.749	19
4	7		Nick FROST	Caterham 7	19	22:12.715	14.699	9.864	74.72	1:07.875	18
5	4		Nicholas HARYETT	Caterham 7	19	22:13.472	15.456	0.757	74.68	1:07.062	19
6	5		Martin AMISON	Caterham 7	19	22:13.728	15.712	0.256	74.67	1:06.364	19
7	54		Peter FRITH	Caterham 7	19	22:17.210	19.194	3.482	74.47	1:07.450	17
8	20		Mick WHITEHEAD	Caterham 7	19	22:27.909	29.893	10.699	73.88	1:07.721	18
9	17		Paul MANYWEATHERS	Caterham 7	19	22:32.978	34.962	5.069	73.60	1:08.221	15
10	50		Declan DOLAN	Caterham 7	19	22:33.116	35.100	0.138	73.60	1:07.980	16
11	10		Nigel SMITH	Caterham 7	19	22:37.859	39.843	4.743	73.34	1:07.457	19
12	30		Mark BRUNNING	Caterham 7	19	22:39.744	41.728	1.885	73.24	1:07.175	18
13	44		Nick PANCISI	Caterham 7	19	22:41.931	43.915	2.187	73.12	1:07.729	18
14	69		Adrian RUSSELL	Caterham 7	19	22:50.509	52.493	8.578	72.66	1:07.423	18
15	60		Chris FOX	Caterham 7	19	22:54.166	56.150	3.657	72.47	1:08.873	17
16	9		Robert DRAPER	Caterham 7	19	22:58.377	1:00.361	4.211	72.25	1:08.388	18
17	36		Jo JAMES	Caterham 7	19	22:58.650	1:00.634	0.273	72.23	1:08.328	19
18	8		Tom OVERTON	Caterham 7	18	21:59.041	1 lap	1 lap	71.52	1:09.856	18
19	53		Gordan HALLEY	Caterham 7	18	22:34.596	1 lap	35.555	69.65	1:09.992	17
20	62		Stephen PATTEMORE	Caterham 7	18	22:58.256	1 lap	23.660	68.45	1:12.542	18
21	22		Peter MARSH	Caterham 7	17	22:49.441	2 laps	1 lap	65.06	1:15.877	14

### FASTEST LAP

5	Martin AMISON	Caterham 7	19	1:06.364	78.98 mph	127.10 kph
---	---------------	------------	----	----------	-----------	------------

Weather / Track : Cloudy / Drying

These results are provisional until the conclusion of any judicial and technical matters.

Pembrey

Circuit Length = 1.4560 miles

Start: 09:33 End: 09:56

Clerk of Course :

Timekeeper :

# McMillan Motorsport Caterham Graduate Championship - Mega Class

## RACE 6 - LAP CHART

Lap 1			Lap 2			Lap 3			Lap 4			Lap 5		
No	Behind	Laptime	No	Behind	Laptime	No	Behind	Laptime	No	Behind	Laptime	No	Behind	Laptime
48		1:18.869	48		1:11.848	48		1:11.273	48		1:10.924	48		1:10.510
2	0.844	1:19.713	2	1.127	1:12.131	2	1.601	1:11.747	2	1.706	1:11.029	7	1.393	1:10.101
54	1.788	1:20.657	4	1.782	1:11.703	7	2.081	1:10.873	7	1.802	1:10.645	2	1.794	1:10.598
4	1.927	1:20.796	54	2.326	1:12.386	4	2.986	1:12.477	1	2.872	1:10.501	1	2.457	1:10.095
7	2.248	1:21.117	7	2.481	1:12.081	1	3.295	1:11.514	4	3.712	1:11.650	4	4.223	1:11.021
1	3.631	1:22.500	1	3.054	1:11.271	54	3.892	1:12.839	54	4.931	1:11.963	54	6.322	1:11.901
50	4.433	1:23.302	50	6.650	1:14.065	5	10.146	1:12.997	5	10.712	1:11.490	5	11.233	1:11.031
10	4.894	1:23.763	10	6.882	1:13.836	50	10.332	1:14.955	50	12.499	1:13.091	20	14.752	1:12.558
20	5.672	1:24.541	5	8.422	1:14.187	20	11.369	1:13.479	20	12.704	1:12.259	50	15.541	1:13.552
5	6.083	1:24.952	20	9.163	1:15.339	17	13.996	1:13.662	17	15.657	1:12.585	17	16.944	1:11.797
30	6.998	1:25.867	30	10.076	1:14.926	30	14.722	1:15.919	69	16.915	1:12.155	69	17.851	1:11.446
8	7.877	1:26.746	44	11.230	1:14.800	44	15.600	1:15.643	30	17.068	1:13.270	30	18.331	1:11.773
69	8.152	1:27.021	17	11.607	1:14.814	69	15.684	1:14.030	44	18.525	1:13.849	44	20.394	1:12.379
44	8.278	1:27.147	69	12.927	1:16.623	60	16.985	1:14.217	60	18.998	1:12.937	60	20.725	1:12.237
17	8.641	1:27.510	8	13.867	1:17.838	9	18.175	1:15.044	9	21.689	1:14.438	9	24.626	1:13.447
60	9.146	1:28.015	60	14.041	1:16.743	8	19.191	1:16.597	8	22.163	1:13.896	10	25.248	1:12.743
9	9.776	1:28.645	9	14.404	1:16.476	36	20.466	1:16.639	10	23.015	1:13.014	8	26.248	1:14.595
36	10.119	1:28.988	36	15.100	1:16.829	10	20.925	1:25.316	36	24.544	1:15.002	36	27.928	1:13.894
62	11.033	1:29.902	62	16.867	1:17.682	62	22.301	1:16.707	62	27.496	1:16.119	62	33.525	1:16.539
22	11.854	1:30.723	22	18.458	1:18.452	22	25.302	1:18.117	53	32.302	1:16.883	53	37.867	1:16.075
53	13.984	1:32.853	53	21.005	1:18.869	53	26.343	1:16.611	22	32.935	1:18.557	22	40.162	1:17.737

Weather / Track : Cloudy / Drying

Pembrey  
Circuit Length = 1.4560 miles  
Start: 09:33 End: 09:56

# McMillan Motorsport Caterham Graduate Championship - Mega Class

## RACE 6 - LAP CHART

Lap 6			Lap 7			Lap 8			Lap 9			Lap 10		
No	Behind	Laptime	No	Behind	Laptime	No	Behind	Laptime	No	Behind	Laptime	No	Behind	Laptime
48		1:09.790	48		1:09.492	48		1:08.862	48		1:09.029	48		1:09.279
7	1.269	1:09.666	7	1.422	1:09.645	7	1.989	1:09.429	7	2.644	1:09.684	7	2.036	1:08.671
2	1.657	1:09.653	2	2.074	1:09.909	2	2.109	1:08.897	2	2.884	1:09.804	2	2.718	1:09.113
1	2.359	1:09.692	1	2.319	1:09.452	1	2.500	1:09.043	1	3.289	1:09.818	1	2.916	1:08.906
4	6.127	1:11.694	4	6.822	1:10.187	4	7.879	1:09.919	4	8.264	1:09.414	22	1 LAP	1:21.094
54	7.427	1:10.895	54	8.176	1:10.241	54	9.052	1:09.738	54	10.011	1:09.988	4	8.185	1:09.200
5	11.903	1:10.460	5	12.126	1:09.715	5	12.517	1:09.253	5	12.267	1:08.779	54	10.312	1:09.580
20	16.673	1:11.711	20	18.148	1:10.967	20	19.757	1:10.471	20	20.714	1:09.986	5	11.355	1:08.367
50	17.279	1:11.528	17	18.309	1:10.391	17	19.875	1:10.428	17	20.846	1:10.000	20	22.627	1:11.192
17	17.410	1:10.256	50	19.360	1:11.573	50	21.116	1:10.618	50	21.842	1:09.755	17	22.738	1:11.171
69	18.810	1:10.749	69	19.558	1:10.240	69	21.233	1:10.537	69	22.160	1:09.956	50	23.222	1:10.659
30	19.450	1:10.909	30	20.704	1:10.746	30	21.540	1:09.698	30	22.555	1:10.044	69	23.454	1:10.573
44	22.327	1:11.723	44	23.962	1:11.127	44	26.036	1:10.936	44	27.224	1:10.217	30	23.819	1:10.543
60	22.835	1:11.900	60	24.371	1:11.028	60	26.616	1:11.107	60	27.981	1:10.394	44	27.875	1:09.930
10	27.207	1:11.749	10	28.418	1:10.703	10	30.494	1:10.938	10	31.354	1:09.889	60	28.786	1:10.084
9	28.496	1:13.660	9	31.575	1:12.571	9	35.717	1:13.004	9	38.499	1:11.811	10	31.802	1:09.727
8	29.689	1:13.231	8	33.280	1:13.083	8	36.607	1:12.189	8	39.462	1:11.884	9	40.296	1:11.076
36	30.922	1:12.784	36	34.039	1:12.609	36	37.416	1:12.239	36	39.796	1:11.409	36	42.014	1:11.497
62	39.817	1:16.082	62	45.197	1:14.872	62	51.941	1:15.606	62	59.242	1:16.330	8	42.327	1:12.144
53	44.840	1:16.763	53	51.185	1:15.837	53	58.209	1:15.886	53	1:03.261	1:14.081	62	1:05.410	1:15.447
22	47.911	1:17.539	22	56.418	1:17.999	22	1:04.954	1:17.398				53	1:07.893	1:13.911

Weather / Track : Cloudy / Drying

Pembrey  
Circuit Length = 1.4560 miles  
Start: 09:33 End: 09:56

# McMillan Motorsport Caterham Graduate Championship - Mega Class

## RACE 6 - LAP CHART

Lap 11			Lap 12			Lap 13			Lap 14			Lap 15		
No	Behind	Laptime	No	Behind	Laptime	No	Behind	Laptime	No	Behind	Laptime	No	Behind	Laptime
48		1:08.051	48		1:08.240	48		1:07.839	48		1:07.596	48		1:07.295
7	2.623	1:08.638	7	2.980	1:08.597	7	3.890	1:08.749	7	4.414	1:08.120	2	4.776	1:07.436
2	3.385	1:08.718	2	3.864	1:08.719	2	4.204	1:08.179	2	4.635	1:08.027	1	5.024	1:07.507
1	3.677	1:08.812	1	4.389	1:08.952	1	4.484	1:07.934	1	4.812	1:07.924	7	9.582	1:12.463
4	9.073	1:08.939	62	1 LAP	1:17.343	53	1 LAP	1:12.622	4	12.423	1:08.610	4	13.625	1:08.497
54	11.951	1:09.690	53	1 LAP	1:14.925	4	11.409	1:09.640	5	15.479	1:10.218	5	16.762	1:08.578
5	12.373	1:09.069	4	9.608	1:08.775	5	12.857	1:07.751	53	1 LAP	1:12.262	54	17.505	1:08.160
22	1 LAP	1:20.213	5	12.945	1:08.812	54	15.120	1:09.349	54	16.640	1:09.116	53	1 LAP	1:12.236
20	23.911	1:09.335	54	13.610	1:09.899	62	1 LAP	1:18.748	62	1 LAP	1:15.136	20	27.122	1:07.965
50	24.195	1:09.024	20	24.972	1:09.301	20	25.608	1:08.475	20	26.452	1:08.440	17	29.553	1:08.221
17	25.082	1:10.395	50	25.103	1:09.148	17	27.600	1:10.197	17	28.627	1:08.623	50	30.429	1:08.747
69	25.405	1:10.002	17	25.242	1:08.400	50	27.923	1:10.659	50	28.977	1:08.650	62	1 LAP	1:16.178
44	29.502	1:09.678	69	25.541	1:08.376	44	32.768	1:09.593	10	35.695	1:09.221	10	36.492	1:08.092
60	29.830	1:09.095	44	31.014	1:09.752	60	33.035	1:09.582	44	36.261	1:11.089	44	37.311	1:08.345
10	32.664	1:08.913	60	31.292	1:09.702	10	34.070	1:08.547	30	37.883	1:08.905	30	39.242	1:08.654
30	33.771	1:18.003	10	33.362	1:08.938	30	36.574	1:09.812	60	40.490	1:15.051	60	42.345	1:09.150
9	43.077	1:10.832	30	34.601	1:09.070	69	45.254	1:27.552	69	47.380	1:09.722	69	49.140	1:09.055
36	44.313	1:10.350	22	1 LAP	1:23.210	22	1 LAP	1:19.297	36	51.293	1:10.059	9	53.232	1:09.063
8	45.679	1:11.403	9	45.190	1:10.353	9	47.437	1:10.086	9	51.464	1:11.623	36	53.496	1:09.498
			36	45.727	1:09.654	36	48.830	1:10.942	8	56.465	1:10.994	8	59.885	1:10.715
			8	48.892	1:11.453	8	53.067	1:12.014	22	1 LAP	1:19.525	22	1 LAP	1:15.877

Weather / Track : Cloudy / Drying

Pembrey  
Circuit Length = 1.4560 miles  
Start: 09:33 End: 09:56

# McMillan Motorsport Caterham Graduate Championship - Mega Class

## RACE 6 - LAP CHART

Lap 16			Lap 17			Lap 18			Lap 19		
No	Behind	Laptime	No	Behind	Laptime	No	Behind	Laptime	No	Behind	Laptime
48		1:07.366	48		1:07.058	48		1:06.849	48		1:07.846
2	4.861	1:07.451	2	5.419	1:07.616	2	5.548	1:06.978	8	1 LAP	1:09.856
1	5.265	1:07.607	1	5.994	1:07.787	1	5.932	1:06.787	2	4.600	1:06.898
7	10.875	1:08.659	22	2 LAPS	1:18.921	7	13.293	1:07.875	1	4.835	1:06.749
4	14.693	1:08.434	7	12.267	1:08.450	4	16.240	1:07.472	7	14.699	1:09.252
5	16.912	1:07.516	4	15.617	1:07.982	5	17.194	1:07.251	4	15.456	1:07.062
54	18.334	1:08.195	5	16.792	1:06.938	54	19.546	1:07.669	5	15.712	1:06.364
53	1 LAP	1:11.092	54	18.726	1:07.450	20	29.802	1:07.721	54	19.194	1:07.494
20	27.825	1:08.069	20	28.930	1:08.163	53	1 LAP	1:09.992	20	29.893	1:07.937
17	30.836	1:08.649	53	1 LAP	1:11.641	17	34.291	1:08.438	17	34.962	1:08.517
50	31.043	1:07.980	50	32.600	1:08.615	50	34.533	1:08.782	50	35.100	1:08.413
10	37.789	1:08.663	17	32.702	1:08.924	10	40.232	1:07.888	53	1 LAP	1:12.057
30	40.644	1:08.768	10	39.193	1:08.462	22	2 LAPS	1:35.819	10	39.843	1:07.457
44	41.008	1:11.063	30	41.699	1:08.113	30	42.025	1:07.175	30	41.728	1:07.549
62	1 LAP	1:14.988	44	42.346	1:08.396	44	43.226	1:07.729	44	43.915	1:08.535
60	44.944	1:09.965	60	46.759	1:08.873	60	49.845	1:09.935	22	2 LAPS	1:18.963
69	50.941	1:09.167	62	1 LAP	1:13.266	69	52.141	1:07.423	69	52.493	1:08.198
9	55.049	1:09.183	69	51.567	1:07.684	62	1 LAP	1:14.769	60	56.150	1:14.151
36	55.774	1:09.644	9	56.841	1:08.850	9	58.380	1:08.388	62	1 LAP	1:12.542
8	1:02.614	1:10.095	36	57.925	1:09.209	36	1:00.152	1:09.076	9	1:00.361	1:09.827
			8	1:05.864	1:10.308				36	1:00.634	1:08.328

Weather / Track : Cloudy / Drying

Pembrey  
Circuit Length = 1.4560 miles  
Start: 09:33 End: 09:56

# McMillan Motorsport Caterham Graduate Championship - Mega Class

## RACE 12 - CLASSIFICATION

POS	NO	CL	NAME	ENTRY	LAPS	TIME	GAP	DIFF	MPH	BEST	ON
1	48		Daniel MALKIN	Caterham 7	38	41:30.796			79.96	1:04.580	12
2	2		Myles PACKMAN	Caterham 7	38	41:31.752	0.956	0.956	79.93	1:04.554	37
3	5		Martin AMISON	Caterham 7	38	41:54.109	23.313	22.357	79.22	1:05.149	14
4	4		Nicholas HARYETT	Caterham 7	38	41:54.411	23.615	0.302	79.21	1:05.183	12
5	7		Nick FROST	Caterham 7	38	42:02.244	31.448	7.833	78.96	1:05.032	12
6	17		Paul MANYWEATHERS	Caterham 7	38	42:06.220	35.424	3.976	78.84	1:05.386	6
7	20		Mick WHITEHEAD	Caterham 7	38	42:10.977	40.181	4.757	78.69	1:05.405	18
8	10		Nigel SMITH	Caterham 7	38	42:11.166	40.370	0.189	78.69	1:05.298	20
9	30		Mark BRUNNING	Caterham 7	38	42:11.226	40.430	0.060	78.68	1:05.251	35
10	44		Nick PANCISI	Caterham 7	38	42:24.800	54.004	13.574	78.26	1:05.974	29
11	69		Adrian RUSSELL	Caterham 7	38	42:33.655	1:02.859	8.855	77.99	1:05.760	16
12	9		Robert DRAPER	Caterham 7	37	41:40.370	1 lap	1 lap	77.56	1:06.103	27
13	8		Tom OVERTON	Caterham 7	37	41:52.299	1 lap	11.929	77.19	1:06.379	7
14	50		Declan DOLAN	Caterham 7	37	42:02.464	1 lap	10.165	76.88	1:05.219	6
15	62		Stephen PATTEMORE	Caterham 7	37	42:38.601	1 lap	36.137	75.79	1:07.523	34
16	53		Gordan HALLEY	Caterham 7	36	41:31.922	2 laps	1 lap	75.72	1:07.059	25
17	36		Jo JAMES	Caterham 7	36	41:37.210	2 laps	5.288	75.56	1:05.834	13
18	22		Peter MARSH	Caterham 7	34	41:35.317	4 laps	2 laps	71.41	1:10.234	32
NOT CLASSIFIED											
DNF	60		Chris FOX	Caterham 7	32	36:21.770	6 laps	2 laps	76.87	1:06.322	30
DNF	1		Paul TURLEY	Caterham 7	31	34:37.881	7 laps	1 lap	78.19	1:05.347	21
DNF	54		Peter FRITH	Caterham 7	29	32:03.307	9 laps	2 laps	79.03	1:05.218	13
FASTEST LAP											
	2		Myles PACKMAN	Caterham 7	37	1:04.554			81.19 mph	130.67 kph	

Weather / Track : Bright / Dry

These results are provisional until the conclusion of any judicial and technical matters.

Pembrey

Circuit Length = 1.4560 miles

Start: 14:45 End: 15:28

Clerk of Course :

Timekeeper :

# McMillan Motorsport Caterham Graduate Championship - Mega Class

## RACE 12 - LAP CHART

Lap 1			Lap 2			Lap 3			Lap 4			Lap 5		
No	Behind	Laptime	No	Behind	Laptime	No	Behind	Laptime	No	Behind	Laptime	No	Behind	Laptime
2		1:11.374	2		1:05.414	2		1:05.650	48		1:05.625	2		1:05.644
48	0.617	1:11.991	48	0.462	1:05.259	48	0.107	1:05.295	2	0.194	1:05.926	48	0.137	1:05.975
4	1.142	1:12.516	4	1.253	1:05.525	4	0.870	1:05.267	4	0.421	1:05.283	4	0.659	1:06.076
7	1.407	1:12.781	7	1.401	1:05.408	7	1.088	1:05.337	7	0.561	1:05.205	7	0.869	1:06.146
5	2.172	1:13.546	5	2.078	1:05.320	5	1.785	1:05.357	5	1.255	1:05.202	5	1.137	1:05.720
54	2.568	1:13.942	54	2.470	1:05.316	54	2.115	1:05.295	54	2.172	1:05.789	54	2.136	1:05.802
10	3.564	1:14.938	10	4.812	1:06.662	50	6.164	1:06.879	50	6.983	1:06.551	50	6.638	1:05.493
50	3.648	1:15.022	50	4.935	1:06.701	10	6.339	1:07.177	20	7.558	1:06.846	20	7.758	1:06.038
30	4.040	1:15.414	30	5.886	1:07.260	20	6.444	1:06.066	17	7.815	1:06.528	1	8.284	1:06.129
20	4.266	1:15.640	20	6.028	1:07.176	30	6.706	1:06.470	1	7.993	1:06.535	17	8.372	1:06.395
1	4.412	1:15.786	17	6.319	1:06.787	17	7.019	1:06.350	10	8.464	1:07.857	10	9.507	1:06.881
60	4.786	1:16.160	1	6.525	1:07.527	1	7.190	1:06.315	30	8.665	1:07.691	8	9.696	1:06.520
17	4.946	1:16.320	60	6.952	1:07.580	60	8.012	1:06.710	8	9.014	1:06.412	30	9.838	1:07.011
8	5.557	1:16.931	8	7.359	1:07.216	8	8.334	1:06.625	60	9.328	1:07.048	69	10.463	1:06.737
69	6.049	1:17.423	69	7.616	1:06.981	69	8.864	1:06.898	69	9.564	1:06.432	44	11.039	1:06.554
44	6.644	1:18.018	44	8.179	1:06.949	44	9.407	1:06.878	44	10.323	1:06.648	36	11.594	1:06.756
36	7.755	1:19.129	36	8.967	1:06.626	36	10.112	1:06.795	36	10.676	1:06.296	60	21.392	1:17.902
62	8.617	1:19.991	62	12.263	1:09.060	62	15.814	1:09.201	62	19.353	1:09.271	9	21.644	1:07.990
22	9.448	1:20.822	22	14.449	1:10.415	9	17.056	1:07.908	9	19.492	1:08.168	62	22.351	1:08.836
53	9.816	1:21.190	53	14.527	1:10.125	53	17.485	1:08.608	53	19.802	1:08.049	53	22.890	1:08.926
9	14.080	1:25.454	9	14.798	1:06.132	22	20.284	1:11.485	22	25.170	1:10.618	22	30.067	1:10.735

Weather / Track : Bright / Dry

Pembrey  
Circuit Length = 1.4560 miles  
Start: 14:45 End: 15:28

# McMillan Motorsport Caterham Graduate Championship - Mega Class

## RACE 12 - LAP CHART

Lap 6			Lap 7			Lap 8			Lap 9			Lap 10		
No	Behind	Laptime	No	Behind	Laptime	No	Behind	Laptime	No	Behind	Laptime	No	Behind	Laptime
48		1:05.590	48		1:05.496	2		1:05.587	2		1:05.381	2		1:05.107
2	0.343	1:06.070	2	0.076	1:05.229	5	0.837	1:05.502	5	1.043	1:05.587	48	1.234	1:05.161
4	0.532	1:05.600	5	0.998	1:05.484	48	0.974	1:06.637	48	1.180	1:05.587	5	1.501	1:05.565
5	1.010	1:05.600	4	1.532	1:06.496	4	1.210	1:05.341	7	2.332	1:06.014	7	2.856	1:05.631
7	1.275	1:06.133	7	1.755	1:05.976	7	1.699	1:05.607	4	2.449	1:06.620	4	3.761	1:06.419
54	1.889	1:05.480	54	2.440	1:06.047	54	2.638	1:05.861	54	2.905	1:05.648	54	4.119	1:06.321
50	6.130	1:05.219	50	6.493	1:05.859	50	7.036	1:06.206	50	7.753	1:06.098	50	8.228	1:05.582
20	7.792	1:05.761	20	8.586	1:06.290	20	9.686	1:06.763	P22	1 LAP	1:38.977 P	17	11.082	1:05.600
17	8.031	1:05.386	1	9.098	1:06.121	1	9.789	1:06.354	1	10.394	1:05.986	1	11.280	1:05.993
1	8.473	1:05.916	17	9.501	1:06.966	17	9.911	1:06.073	17	10.589	1:06.059	20	11.789	1:05.981
10	10.796	1:07.016	10	11.311	1:06.011	10	13.217	1:07.569	20	10.915	1:06.610	10	16.097	1:07.067
8	11.212	1:07.243	8	12.095	1:06.379	30	13.734	1:06.264	10	14.137	1:06.301	30	16.147	1:06.853
30	11.498	1:07.387	30	13.133	1:07.131	8	13.735	1:07.303	30	14.401	1:06.048	69	16.594	1:06.234
69	11.835	1:07.099	69	13.561	1:07.222	69	13.994	1:06.096	69	15.467	1:06.854	8	17.700	1:06.961
36	12.424	1:06.557	36	14.033	1:07.105	36	14.587	1:06.217	8	15.846	1:07.492	44	18.009	1:06.484
44	13.327	1:08.015	44	14.534	1:06.703	44	15.012	1:06.141	44	16.632	1:07.001	60	28.371	1:06.970
60	22.507	1:06.842	60	24.124	1:07.113	60	25.176	1:06.715	60	26.508	1:06.713	9	31.721	1:06.906
9	24.289	1:08.372	9	25.609	1:06.816	9	28.098	1:08.152	9	29.922	1:07.205	62	38.081	1:08.690
62	24.908	1:08.284	62	27.898	1:08.486	53	30.508	1:08.138	P36	31.954	1:22.748 P	53	38.470	1:08.982
53	25.778	1:08.615	53	28.033	1:07.751	62	30.868	1:08.633	62	34.498	1:09.011	22	1 LAP	1:46.920
22	35.006	1:10.666	22	40.102	1:10.592				53	34.595	1:09.468			

Weather / Track : Bright / Dry

Pembrey  
Circuit Length = 1.4560 miles  
Start: 14:45 End: 15:28

# McMillan Motorsport Caterham Graduate Championship - Mega Class

## RACE 12 - LAP CHART

Lap 11			Lap 12			Lap 13			Lap 14			Lap 15		
No	Behind	Laptime	No	Behind	Laptime	No	Behind	Laptime	No	Behind	Laptime	No	Behind	Laptime
2		1:05.389	2		1:04.868	2		1:05.328	2		1:05.728	48		1:05.332
48	0.447	1:04.602	48	0.159	1:04.580	48	0.238	1:05.407	48	0.224	1:05.714	2	2.678	1:08.234
5	2.209	1:06.097	5	2.702	1:05.361	5	2.978	1:05.604	5	2.399	1:05.149	5	2.993	1:06.150
7	2.860	1:05.393	7	3.024	1:05.032	4	4.020	1:05.444	7	4.222	1:05.768	7	4.446	1:05.780
4	3.589	1:05.217	4	3.904	1:05.183	7	4.182	1:06.486	22	2 LAPS	1:12.866	4	4.675	1:05.713
54	4.286	1:05.556	54	5.141	1:05.723	54	5.031	1:05.218	4	4.518	1:06.226	54	5.096	1:05.936
50	8.542	1:05.703	50	9.482	1:05.808	50	10.047	1:05.893	54	4.716	1:05.413	22	2 LAPS	1:11.116
17	11.284	1:05.591	1	12.649	1:06.009	17	13.677	1:06.305	50	10.365	1:06.046	50	10.692	1:05.883
1	11.508	1:05.617	17	12.700	1:06.284	20	14.075	1:06.385	17	13.851	1:05.902	17	14.490	1:06.195
20	11.968	1:05.568	20	13.018	1:05.918	1	14.353	1:07.032	20	14.536	1:06.189	1	15.198	1:06.083
10	17.068	1:06.360	30	18.514	1:06.150	30	19.809	1:06.623	1	14.671	1:06.046	20	15.934	1:06.954
30	17.232	1:06.474	10	18.912	1:06.712	10	20.250	1:06.666	30	20.301	1:06.220	30	20.686	1:05.941
69	17.441	1:06.236	69	19.530	1:06.957	69	20.305	1:06.103	69	21.036	1:06.459	69	21.403	1:05.923
44	19.822	1:07.202	44	21.482	1:06.528	44	22.345	1:06.191	10	21.533	1:07.011	10	21.957	1:05.980
8	20.164	1:07.853	8	21.908	1:06.612	8	23.497	1:06.917	44	23.156	1:06.539	44	24.829	1:07.229
60	29.541	1:06.559	60	31.284	1:06.611	60	32.348	1:06.392	8	24.305	1:06.536	8	25.422	1:06.673
9	33.437	1:07.105	9	35.754	1:07.185	9	36.921	1:06.495	60	33.046	1:06.426	60	34.194	1:06.704
36	1 LAP	2:15.720	36	1 LAP	1:06.304	36	1 LAP	1:06.135	9	38.163	1:06.970	9	39.607	1:07.000
62	41.266	1:08.574	62	45.024	1:08.626	62	48.057	1:08.361	36	1 LAP	1:05.834	36	1 LAP	1:06.066
53	41.545	1:08.464	53	45.863	1:09.186	53	48.196	1:07.661	53	51.057	1:08.589	62	54.496	1:08.457
22	1 LAP	1:11.749	22	1 LAP	1:11.102				62	51.595	1:09.266	53	54.597	1:09.096

Weather / Track : Bright / Dry

Pembrey  
Circuit Length = 1.4560 miles  
Start: 14:45 End: 15:28

# McMillan Motorsport Caterham Graduate Championship - Mega Class

## RACE 12 - LAP CHART

Lap 16			Lap 17			Lap 18			Lap 19			Lap 20		
No	Behind	Laptime	No	Behind	Laptime	No	Behind	Laptime	No	Behind	Laptime	No	Behind	Laptime
48		1:05.469	48		1:05.338	48		1:05.914	48		1:05.501	48		1:06.222
5	3.506	1:05.982	5	4.282	1:06.114	5	4.194	1:05.826	2	4.934	1:06.077	62	1 LAP	1:09.348
2	3.585	1:06.376	2	4.409	1:06.162	2	4.358	1:05.863	5	5.252	1:06.559	53	1 LAP	1:09.098
4	5.066	1:05.860	4	5.136	1:05.408	4	5.017	1:05.795	4	5.729	1:06.213	2	4.190	1:05.478
7	5.151	1:06.174	7	5.953	1:06.140	7	6.264	1:06.225	7	6.376	1:05.613	5	4.684	1:05.654
54	6.235	1:06.608	54	6.671	1:05.774	54	6.608	1:05.851	54	7.103	1:05.996	4	5.178	1:05.671
50	11.210	1:05.987	50	12.013	1:06.141	50	12.098	1:05.999	50	12.822	1:06.225	7	5.459	1:05.305
17	15.266	1:06.245	17	15.931	1:06.003	17	15.947	1:05.930	17	16.579	1:06.133	54	6.519	1:05.638
20	16.456	1:05.991	1	16.963	1:05.787	20	16.575	1:05.405	20	17.340	1:06.266	50	12.096	1:05.496
1	16.514	1:06.785	20	17.084	1:05.966	1	16.931	1:05.882	1	17.698	1:06.268	17	16.095	1:05.738
22	2 LAPS	1:14.051	30	21.952	1:06.380	30	22.314	1:06.276	30	23.558	1:06.745	20	16.703	1:05.585
30	20.910	1:05.693	69	22.729	1:06.373	10	23.918	1:06.666	10	24.400	1:05.983	1	17.558	1:06.082
69	21.694	1:05.760	10	23.166	1:06.581	69	23.984	1:07.169	69	24.957	1:06.474	10	23.476	1:05.298
10	21.923	1:05.435	22	2 LAPS	1:11.232	44	27.734	1:06.720	44	28.347	1:06.114	30	23.706	1:06.370
44	25.854	1:06.494	44	26.928	1:06.412	22	2 LAPS	1:11.140	8	32.608	1:07.995	69	24.735	1:06.000
8	26.700	1:06.747	8	28.519	1:07.157	8	30.114	1:07.509	22	2 LAPS	1:10.842	44	28.859	1:06.734
60	35.262	1:06.537	60	36.895	1:06.971	60	37.763	1:06.782	60	39.176	1:06.914	8	34.398	1:08.012
9	41.090	1:06.952	9	42.791	1:07.039	9	44.078	1:07.201	9	46.432	1:07.855	22	2 LAPS	1:10.859
36	1 LAP	1:07.205	36	1 LAP	1:06.621	36	1 LAP	1:07.110	36	1 LAP	1:07.873	60	40.563	1:07.609
62	57.676	1:08.649	62	1:00.903	1:08.565	62	1:03.914	1:08.925				36	1 LAP	1:06.804
53	57.947	1:08.819	53	1:01.024	1:08.415	53	1:04.317	1:09.207				9	47.681	1:07.471

Weather / Track : Bright / Dry

Pembrey  
Circuit Length = 1.4560 miles  
Start: 14:45 End: 15:28

# McMillan Motorsport Caterham Graduate Championship - Mega Class

## RACE 12 - LAP CHART

Lap 21			Lap 22			Lap 23			Lap 24			Lap 25		
No	Behind	Laptime	No	Behind	Laptime	No	Behind	Laptime	No	Behind	Laptime	No	Behind	Laptime
48		1:05.260	48		1:06.286	48		1:05.149	48		1:05.324	48		1:05.123
2	4.421	1:05.491	2	3.672	1:05.537	2	3.717	1:05.194	2	3.297	1:04.904	2	3.038	1:04.864
5	5.143	1:05.719	5	4.384	1:05.527	5	4.750	1:05.515	4	5.599	1:05.805	5	6.825	1:06.171
62	1 LAP	1:09.512	4	5.041	1:05.460	4	5.118	1:05.226	5	5.777	1:06.351	4	6.976	1:06.500
4	5.867	1:05.949	7	5.687	1:05.791	7	5.814	1:05.276	7	6.209	1:05.719	7	7.303	1:06.217
7	6.182	1:05.983	54	9.188	1:08.027	54	10.981	1:06.942	54	12.271	1:06.614	54	13.666	1:06.518
53	1 LAP	1:10.741	62	1 LAP	1:10.130	53	1 LAP	1:08.881	50	14.601	1:06.100	50	15.144	1:05.666
54	7.447	1:06.188	53	1 LAP	1:08.956	50	13.825	1:06.469	53	1 LAP	1:09.497	17	21.249	1:07.548
50	12.463	1:05.627	50	12.505	1:06.328	62	1 LAP	1:09.717	62	1 LAP	1:09.325	20	21.740	1:07.747
20	17.354	1:05.911	17	17.146	1:06.009	17	18.340	1:06.343	17	18.824	1:05.808	1	22.041	1:07.219
17	17.423	1:06.588	20	17.645	1:06.577	20	18.641	1:06.145	20	19.116	1:05.799	62	1 LAP	1:09.444
1	17.645	1:05.347	1	18.078	1:06.719	1	19.083	1:06.154	1	19.945	1:06.186	53	1 LAP	1:11.599
10	24.446	1:06.230	10	24.271	1:06.111	30	25.677	1:06.436	30	26.292	1:05.939	10	27.991	1:06.425
30	24.655	1:06.209	30	24.390	1:06.021	10	25.942	1:06.820	10	26.689	1:06.071	30	28.149	1:06.980
69	26.014	1:06.539	44	29.666	1:06.019	44	31.239	1:06.722	44	32.647	1:06.732	44	34.340	1:06.816
44	29.933	1:06.334	69	32.557	1:12.829	69	33.974	1:06.566	69	35.472	1:06.822	69	37.561	1:07.212
8	37.443	1:08.305	8	39.012	1:07.855	8	42.049	1:08.186	8	44.842	1:08.117	60	47.503	1:06.560
60	42.629	1:07.326	60	43.346	1:07.003	60	44.846	1:06.649	60	46.066	1:06.544	8	47.964	1:08.245
22	2 LAPS	1:11.644	36	1 LAP	1:07.356	36	1 LAP	1:06.631	36	1 LAP	1:06.350	36	1 LAP	1:06.098
36	1 LAP	1:06.023	9	49.576	1:06.851	9	50.777	1:06.350	9	52.219	1:06.766	9	54.025	1:06.929
9	49.011	1:06.590	22	2 LAPS	1:11.246	22	2 LAPS	1:11.070	22	2 LAPS	1:10.720			

Weather / Track : Bright / Dry

Pembrey  
Circuit Length = 1.4560 miles  
Start: 14:45 End: 15:28

# McMillan Motorsport Caterham Graduate Championship - Mega Class

## RACE 12 - LAP CHART

Lap 26			Lap 27			Lap 28			Lap 29			Lap 30		
No	Behind	Laptime	No	Behind	Laptime	No	Behind	Laptime	No	Behind	Laptime	No	Behind	Laptime
48		1:05.114	48		1:05.136	48		1:05.558	48		1:05.304	48		1:04.975
2	2.964	1:05.040	2	2.784	1:04.956	2	2.243	1:05.017	2	1.829	1:04.890	2	1.592	1:04.738
22	3 LAPS	1:11.105	22	3 LAPS	1:10.539	5	10.328	1:06.878	5	11.186	1:06.162	5	12.584	1:06.373
5	8.048	1:06.337	5	9.008	1:06.096	4	10.518	1:06.960	4	11.572	1:06.358	4	12.754	1:06.157
4	8.279	1:06.417	4	9.116	1:05.973	7	10.605	1:06.737	7	11.771	1:06.470	7	13.364	1:06.568
7	8.442	1:06.253	7	9.426	1:06.120	22	3 LAPS	1:11.474	50	18.162	1:06.248	17	26.781	1:07.320
54	14.861	1:06.309	50	16.519	1:05.905	50	17.218	1:06.257	54	18.358	1:05.789	1	28.272	1:06.597
50	15.750	1:05.720	54	16.979	1:07.254	54	17.873	1:06.452	22	3 LAPS	1:11.236	22	3 LAPS	1:13.626
17	22.173	1:06.038	17	23.259	1:06.222	17	23.949	1:06.248	17	24.436	1:05.791	20	29.004	1:07.065
20	22.573	1:05.947	1	24.871	1:07.121	20	25.656	1:06.017	1	26.650	1:06.056	10	32.120	1:06.663
1	22.886	1:05.959	20	25.197	1:07.760	1	25.898	1:06.585	20	26.914	1:06.562	30	33.642	1:06.807
62	1 LAP	1:07.887	62	1 LAP	1:08.041	10	29.960	1:06.447	10	30.432	1:05.776	44	41.480	1:08.727
53	1 LAP	1:07.059	53	1 LAP	1:07.326	30	31.276	1:07.347	30	31.810	1:05.838	62	1 LAP	1:10.587
10	28.579	1:05.702	10	29.071	1:05.628	62	1 LAP	1:09.655	53	1 LAP	1:08.587	53	1 LAP	1:11.276
30	28.682	1:05.647	30	29.487	1:05.941	53	1 LAP	1:09.777	62	1 LAP	1:09.297	69	43.677	1:06.999
44	35.512	1:06.286	44	36.561	1:06.185	44	37.058	1:06.055	44	37.728	1:05.974	60	56.252	1:06.322
69	38.804	1:06.357	69	40.075	1:06.407	69	40.578	1:06.061	69	41.653	1:06.379	P50	58.466	1:45.279 P
60	49.582	1:07.193	60	51.617	1:07.171	60	53.299	1:07.240	60	54.905	1:06.910	36	1 LAP	1:06.687
8	50.561	1:07.711	8	53.075	1:07.650	8	55.337	1:07.820	36	1 LAP	1:06.783	9	1:02.130	1:08.100
36	1 LAP	1:06.401	36	1 LAP	1:06.332	36	1 LAP	1:06.183	8	58.933	1:08.900	8	1:03.081	1:09.123
9	55.308	1:06.397	9	56.275	1:06.103	9	57.249	1:06.532	9	59.005	1:07.060			

Weather / Track : Bright / Dry

Pembrey  
Circuit Length = 1.4560 miles  
Start: 14:45 End: 15:28

# McMillan Motorsport Caterham Graduate Championship - Mega Class

## RACE 12 - LAP CHART

Lap 31			Lap 32			Lap 33			Lap 34			Lap 35			
No	Behind	Laptime	No	Behind	Laptime	No	Behind	Laptime	No	Behind	Laptime	No	Behind	Laptime	
48		1:05.375	48		1:04.839	48		1:05.322	48		1:04.764	48		1:04.870	
2	0.920	1:04.703	2	0.712	1:04.631	2	0.230	1:04.840	2	0.725	1:05.259	2	1.357	1:05.502	
5	14.038	1:06.829	8	1 LAP	1:08.188	9	1 LAP	1:07.455	9	1 LAP	1:06.389	36	2 LAPS	1:07.819	
4	14.430	1:07.051	5	15.659	1:06.460	8	1 LAP	1:07.249	8	1 LAP	1:08.057	9	1 LAP	1:06.651	
7	14.525	1:06.536	4	15.933	1:06.342	P60	1 LAP	1:28.849	P	5	19.549	1:07.679	8	1 LAP	1:08.610
17	27.349	1:05.943	7	16.170	1:06.484	5	16.634	1:06.297	7	19.673	1:07.310	5	20.495	1:05.816	
20	29.491	1:05.862	50	1 LAP	1:34.252	7	17.127	1:06.279	4	19.928	1:06.651	7	20.784	1:05.981	
10	32.517	1:05.772	17	28.466	1:05.956	4	18.041	1:07.430	50	1 LAP	1:06.195	4	21.168	1:06.110	
30	33.801	1:05.534	20	31.178	1:06.526	50	1 LAP	1:06.584	17	30.680	1:06.225	50	1 LAP	1:05.992	
22	3 LAPS	1:10.259	10	33.452	1:05.774	17	29.219	1:06.075	20	34.204	1:06.543	17	32.054	1:06.244	
P1	42.582	1:19.685	30	34.429	1:05.467	20	32.425	1:06.569	10	35.084	1:05.550	20	35.690	1:06.356	
44	42.736	1:06.631	22	3 LAPS	1:10.472	10	34.298	1:06.168	30	35.965	1:05.541	10	36.218	1:06.004	
53	1 LAP	1:08.559	44	44.211	1:06.314	30	35.188	1:06.081	44	47.430	1:06.916	30	36.346	1:05.251	
62	1 LAP	1:10.262	53	1 LAP	1:08.092	22	3 LAPS	1:10.799	22	3 LAPS	1:10.454	44	49.108	1:06.548	
69	46.900	1:08.598	69	49.110	1:07.049	44	45.278	1:06.389	69	53.228	1:06.843	69	55.047	1:06.689	
60	57.622	1:06.745	62	1 LAP	1:07.685	69	51.149	1:07.361	62	1 LAP	1:07.544	22	3 LAPS	1:10.234	
36	1 LAP	1:06.765	36	1 LAP	1:07.568	62	1 LAP	1:07.674	53	1 LAP	1:07.812	62	1 LAP	1:07.523	
9	1:03.629	1:06.874				53	1 LAP	1:09.546				53	1 LAP	1:07.850	
						36	1 LAP	1:06.533							

Weather / Track : Bright / Dry

Pembrey  
Circuit Length = 1.4560 miles  
Start: 14:45 End: 15:28

# McMillan Motorsport Caterham Graduate Championship - Mega Class

## RACE 12 - LAP CHART

Lap 36			Lap 37			Lap 38		
No	Behind	Laptime	No	Behind	Laptime	No	Behind	Laptime
48		1:04.925	48		1:04.858	48		1:05.919
2	1.396	1:04.964	2	1.092	1:04.554	2	0.956	1:05.783
36	2 LAPS	1:06.452	36	2 LAPS	1:06.559	53	2 LAPS	1:09.457
9	1 LAP	1:07.364	9	1 LAP	1:06.831	22	4 LAPS	1:10.898
8	1 LAP	1:08.764	8	1 LAP	1:09.106	36	2 LAPS	1:06.769
5	21.632	1:06.062	5	22.791	1:06.017	9	1 LAP	1:06.752
4	22.672	1:06.429	4	23.615	1:05.801	8	1 LAP	1:09.320
7	27.611	1:11.752	7	29.444	1:06.691	5	23.313	1:06.441
50	1 LAP	1:06.569	50	1 LAP	1:06.499	4	23.615	1:05.919
17	33.492	1:06.363	17	34.746	1:06.112	7	31.448	1:07.923
20	36.929	1:06.164	30	39.845	1:07.022	50	1 LAP	1:07.983
10	37.173	1:05.880	20	39.976	1:07.905	17	35.424	1:06.597
30	37.681	1:06.260	10	40.279	1:07.964	20	40.181	1:06.124
44	50.544	1:06.361	44	52.431	1:06.745	10	40.370	1:06.010
69	56.917	1:06.795	69	58.523	1:06.464	30	40.430	1:06.504
62	1 LAP	1:08.564	62	1 LAP	1:08.378	44	54.004	1:07.492
53	1 LAP	1:08.520				69	1:02.859	1:10.255
22	3 LAPS	1:13.354				62	1 LAP	1:09.142

Weather / Track : Bright / Dry

Pembrey  
Circuit Length = 1.4560 miles  
Start: 14:45 End: 15:28

**Welsh Sports Saloon Championship**  
**QUALIFYING - RACE 5 - CLASSIFICATION**

POS	NO	CL	NAME	ENTRY	TIME	ON	LAPS	GAP	DIFF	MPH
1	51	D	<b>Dominic EVANS</b>	Caterham CSR 260	<b>1:00.350</b>	10	15			86.85
2	81	D	<b>David KRAYEM</b>	Ginetta G50	<b>1:00.988</b>	9	17	<b>0.638</b>	0.638	85.94
3	24	C	<b>Bryan HEITKOTTER</b>	Nissan 370Z	<b>1:01.069</b>	7	19	<b>0.719</b>	0.081	85.83
4	63	C	<b>Jann MARDENBOROUGH</b>	Nissan 370Z	<b>1:01.112</b>	15	18	<b>0.762</b>	0.043	85.77
5	58	D	<b>Neil WATTS</b>	Westfield SEiW	<b>1:02.522</b>	6	13	<b>2.172</b>	1.410	83.83
6	23	D	<b>Alvin POWELL</b>	Ford Mondeo	<b>1:03.125</b>	5	6	<b>2.775</b>	0.603	83.03
7	31	D	<b>Chris EVERILL</b>	Ginetta G20	<b>1:03.427</b>	2	3	<b>3.077</b>	0.302	82.63
8	36	D	<b>Keith BUTCHER</b>	Ginetta G50	<b>1:03.516</b>	5	17	<b>3.166</b>	0.089	82.52
9	18	C	<b>Neil TRAINER</b>	Mitsubishi Lancer	<b>1:04.417</b>	9	15	<b>4.067</b>	0.901	81.36
10	5	I	<b>Martin AMISON</b>	Caterham 7	<b>1:05.712</b>	6	12	<b>5.362</b>	1.295	79.76

Weather / Track : Cloudy / Dry  
 These results are provisional until the conclusion of any judicial and technical matters.

Pembrey  
 Circuit Length = 1.4560 miles  
 Start: 13:45 End: 14:06

Clerk of Course :		Timekeeper :
-------------------	--	--------------

# Welsh Sports Saloon Championship

## QUALIFYING - RACE 5 - LAP ANALYSIS

<b>5</b>	<b>Martin AMISON</b>			I Caterham 7			
1 -	1:09.916	+ 4.204	13:46:23.109	7 -	1:06.654	+ 0.942	13:53:08.258
2 -	1:06.271	+ 0.559	13:47:29.380	8 -	1:06.349	+ 0.637	13:54:14.607
3 -	1:14.070	+ 8.358	13:48:43.450	9 -	1:06.049	+ 0.337	13:55:20.656
4 -	1:06.275	+ 0.563	13:49:49.725	10 -	1:06.209	+ 0.497	13:56:26.865
5 -	1:06.167	+ 0.455	13:50:55.892	11 -	1:05.919	+ 0.207	13:57:32.784
6 -	<b>1:05.712</b>		<b>13:52:01.604</b>	12 -	1:32.979 P	+ 27.267	13:59:05.763
<b>18</b>	<b>Neil TRAINER</b>			C Mitsubishi Lancer			
1 -	1:14.126	+ 9.709	13:46:51.345	9 -	<b>1:04.417</b>		<b>13:58:34.130</b>
2 -	1:08.409	+ 3.992	13:47:59.754	10 -	1:04.769	+ 0.352	13:59:38.899
3 -	1:05.809	+ 1.392	13:49:05.563	11 -	1:21.445	+ 17.028	14:01:00.344
4 -	1:04.869	+ 0.452	13:50:10.432	12 -	1:06.389	+ 1.972	14:02:06.733
5 -	1:05.114	+ 0.697	13:51:15.546	13 -	1:05.038	+ 0.621	14:03:11.771
6 -	1:04.536	+ 0.119	13:52:20.082	14 -	1:04.508	+ 0.091	14:04:16.279
7 -	1:22.473 P	+ 18.056	13:53:42.555	15 -	1:08.480	+ 4.063	14:05:24.759
8 -	3:47.158	+ 2:42.741	13:57:29.713				
<b>23</b>	<b>Alvin POWELL</b>			D Ford Mondeo			
1 -	1:12.129	+ 9.004	13:46:27.107	4 -	1:03.635	+ 0.510	13:49:41.916
2 -	1:06.273	+ 3.148	13:47:33.380	5 -	<b>1:03.125</b>		<b>13:50:45.041</b>
3 -	1:04.901	+ 1.776	13:48:38.281	6 -	1:37.002 P	+ 33.877	13:52:22.043
<b>24</b>	<b>Bryan HEITKOTTER</b>			C Nissan 370Z			
1 -	1:16.856	+ 15.787	13:46:49.361	11 -	1:02.669	+ 1.600	13:57:43.932
2 -	1:09.699	+ 8.630	13:47:59.060	12 -	1:04.308	+ 3.239	13:58:48.240
3 -	1:09.855	+ 8.786	13:49:08.915	13 -	1:01.392	+ 0.323	13:59:49.632
4 -	1:01.973	+ 0.904	13:50:10.888	14 -	1:09.160	+ 8.091	14:00:58.792
5 -	1:11.739	+ 10.670	13:51:22.627	15 -	1:04.178	+ 3.109	14:02:02.970
6 -	1:01.516	+ 0.447	13:52:24.143	16 -	1:01.658	+ 0.589	14:03:04.628
7 -	<b>1:01.069</b>		<b>13:53:25.212</b>	17 -	1:02.909	+ 1.840	14:04:07.537
8 -	1:01.245	+ 0.176	13:54:26.457	18 -	1:02.054	+ 0.985	14:05:09.591
9 -	1:01.987	+ 0.918	13:55:28.444	19 -	1:01.583	+ 0.514	14:06:11.174
10 -	1:12.819	+ 11.750	13:56:41.263				
<b>31</b>	<b>Chris EVERILL</b>			D Ginetta G20			
1 -	1:09.677	+ 6.250	13:46:22.069	3 -	1:07.064	+ 3.637	13:48:32.560
2 -	<b>1:03.427</b>		<b>13:47:25.496</b>				
<b>36</b>	<b>Keith BUTCHER</b>			D Ginetta G50			
1 -	1:14.242	+ 10.726	13:46:43.657	10 -	1:04.201	+ 0.685	13:56:28.538
2 -	1:06.449	+ 2.933	13:47:50.106	11 -	1:22.414 P	+ 18.898	13:57:50.952
3 -	1:04.862	+ 1.346	13:48:54.968	12 -	2:14.893	+ 1:11.377	14:00:05.845
4 -	1:04.561	+ 1.045	13:49:59.529	13 -	1:04.774	+ 1.258	14:01:10.619
5 -	<b>1:03.516</b>		<b>13:51:03.045</b>	14 -	1:04.729	+ 1.213	14:02:15.348
6 -	1:04.672	+ 1.156	13:52:07.717	15 -	1:05.560	+ 2.044	14:03:20.908
7 -	1:09.160	+ 5.644	13:53:16.877	16 -	1:05.335	+ 1.819	14:04:26.243
8 -	1:03.642	+ 0.126	13:54:20.519	17 -	1:39.472 P	+ 35.956	14:06:05.715
9 -	1:03.818	+ 0.302	13:55:24.337				
<b>51</b>	<b>Dominic EVANS</b>			D Caterham CSR 260			
1 -	1:08.675	+ 8.325	13:46:45.102	9 -	1:00.792	+ 0.442	13:55:04.778
2 -	1:06.339	+ 5.989	13:47:51.441	10 -	<b>1:00.350</b>		<b>13:56:05.128</b>
3 -	1:02.948	+ 2.598	13:48:54.389	11 -	1:03.239	+ 2.889	13:57:08.367
4 -	1:04.248	+ 3.898	13:49:58.637	12 -	1:00.352	+ 0.002	13:58:08.719
5 -	1:01.352	+ 1.002	13:50:59.989	13 -	1:31.859 P	+ 31.509	13:59:40.578
6 -	1:01.647	+ 1.297	13:52:01.636	14 -	1:44.073	+ 43.723	14:01:24.651
7 -	1:01.088	+ 0.738	13:53:02.724	15 -	1:35.175 P	+ 34.825	14:02:59.826
8 -	1:01.262	+ 0.912	13:54:03.986				
<b>58</b>	<b>Neil WATTS</b>			D Westfield SEiW			
1 -	1:16.770	+ 14.248	13:46:42.746	8 -	1:03.266	+ 0.744	13:54:14.808

Weather / Track : Cloudy / Dry

Pembrey  
Circuit Length = 1.4560 miles  
Start: 13:45 End: 14:06

# Welsh Sports Saloon Championship

## QUALIFYING - RACE 5 - LAP ANALYSIS


2 -	1:08.695	+ 6.173	13:47:51.441	9 -	1:03.788	+ 1.266	13:55:18.596
3 -	1:04.802	+ 2.280	13:48:56.243	10 -	1:02.787	+ 0.265	13:56:21.383
4 -	1:05.848	+ 3.326	13:50:02.091	11 -	1:02.896	+ 0.374	13:57:24.279
5 -	1:03.359	+ 0.837	13:51:05.450	12 -	1:10.815	+ 8.293	13:58:35.094
6 -	<b>1:02.522</b>		<b>13:52:07.972</b>	13 -	1:30.802 P	+ 28.280	14:00:05.896
7 -	1:03.570	+ 1.048	13:53:11.542				
<b>63</b>	<b>Jann MARDENBOROUGH</b>			<b>C</b>	<b>Nissan 370Z</b>		
1 -	1:16.689	+ 15.577	13:46:44.041	10 -	1:01.650	+ 0.538	13:57:33.701
2 -	1:11.419	+ 10.307	13:47:55.460	11 -	1:06.723	+ 5.611	13:58:40.424
3 -	1:03.268	+ 2.156	13:48:58.728	12 -	1:01.460	+ 0.348	13:59:41.884
4 -	1:07.266	+ 6.154	13:50:05.994	13 -	1:02.339	+ 1.227	14:00:44.223
5 -	1:01.499	+ 0.387	13:51:07.493	14 -	1:03.055	+ 1.943	14:01:47.278
6 -	1:01.875	+ 0.763	13:52:09.368	15 -	<b>1:01.112</b>		<b>14:02:48.390</b>
7 -	1:14.589 P	+ 13.477	13:53:23.957	16 -	1:01.304	+ 0.192	14:03:49.694
8 -	2:06.635	+ 1:05.523	13:55:30.592	17 -	1:01.394	+ 0.282	14:04:51.088
9 -	1:01.459	+ 0.347	13:56:32.051	18 -	1:01.413	+ 0.301	14:05:52.501
<b>81</b>	<b>David KRAYEM</b>			<b>D</b>	<b>Ginetta G50</b>		
1 -	1:11.824	+ 10.836	13:46:46.258	10 -	1:01.181	+ 0.193	13:56:11.624
2 -	1:06.529	+ 5.541	13:47:52.787	11 -	1:07.589	+ 6.601	13:57:19.213
3 -	1:03.957	+ 2.969	13:48:56.744	12 -	1:01.408	+ 0.420	13:58:20.621
4 -	1:03.119	+ 2.131	13:49:59.863	13 -	1:27.624 P	+ 26.636	13:59:48.245
5 -	1:03.466	+ 2.478	13:51:03.329	14 -	1:26.116	+ 25.128	14:01:14.361
6 -	1:01.392	+ 0.404	13:52:04.721	15 -	1:01.080	+ 0.092	14:02:15.441
7 -	1:03.705	+ 2.717	13:53:08.426	16 -	1:01.014	+ 0.026	14:03:16.455
8 -	1:01.029	+ 0.041	13:54:09.455	17 -	1:37.347 P	+ 36.359	14:04:53.802
9 -	<b>1:00.988</b>		<b>13:55:10.443</b>				

Weather / Track : Cloudy / Dry

Pembrey  
Circuit Length = 1.4560 miles  
Start: 13:45 End: 14:06

# Welsh Sports Saloon Championship

## RACE 5 - GRID

ROW 5	1:04.417 18 Neil TRAINER	1:05.712 5 Martin AMISON
ROW 4	1:03.427 31 Chris EVERILL	1:03.516 36 Keith BUTCHER
ROW 3	1:02.522 58 Neil WATTS	1:03.125 23 Alvin POWELL
ROW 2	1:01.069 24 Bryan HEITKOTTER	1:01.112 63 Jann MARDENBOROUGH
ROW 1	1:00.350 51 Dominic EVANS	1:00.988 81 David KRAYEM
<b>Pole</b>		
		

Pembrey  
Circuit Length = 1.4560 miles

**These results are provisional until the conclusion of any judicial and technical matters.**

Clerk of Course :

Timekeeper :

# Welsh Sports Saloon Championship

## RACE 5 - CLASSIFICATION

POS	NO	CL	NAME	ENTRY	LAPS	TIME	GAP	DIFF	MPH	BEST	ON
1	51	D	<b>Dominic EVANS</b>	Caterham CSR 260	16	16:32.699			84.48	1:00.421	6
2	81	D	<b>David KRAYEM</b>	Ginetta G50	16	16:40.173	7.474	7.474	83.85	1:01.435	10
3	63	C	<b>Jann MARDENBOROUGH</b>	Nissan 370Z	16	16:45.698	12.999	5.525	83.39	1:01.214	3
4	24	C	<b>Bryan HEITKOTTER</b>	Nissan 370Z	16	16:47.018	14.319	1.320	83.28	1:01.904	10
5	58	D	<b>Neil WATTS</b>	Westfield SEiW	16	16:53.887	21.188	6.869	82.71	1:01.809	7
6	23	D	<b>Alvin POWELL</b>	Ford Mondeo	16	17:17.989	45.290	24.102	80.79	1:02.899	10
7	36	D	<b>Keith BUTCHER</b>	Ginetta G50	16	17:18.684	45.985	0.695	80.74	1:03.852	2
8	18	C	<b>Neil TRAINER</b>	Mitsubishi Lancer	15	16:34.131	1 lap	1 lap	79.08	1:04.816	6
9	5	I	<b>Martin AMISON</b>	Caterham 7	15	16:39.367	1 lap	5.236	78.67	1:05.616	7
NOT CLASSIFIED											
DNF	31	D	<b>Chris EVERILL</b>	Ginetta G20	13	14:07.085	3 laps	2 laps	80.44	1:00.423	4
FASTEST LAP											
51	D	<b>Dominic EVANS</b>	Caterham CSR 260	6	1:00.421	86.75 mph	139.61 kph				
63	C	<b>Jann MARDENBOROUGH</b>	Nissan 370Z	3	1:01.214	85.62 mph	137.80 kph				
5	I	<b>Martin AMISON</b>	Caterham 7	7	1:05.616	79.88 mph	128.55 kph				

Weather / Track : Bright / Dry  
 These results are provisional until the conclusion of any judicial and technical matters.

Pembrey  
 Circuit Length = 1.4560 miles  
 Start: 16:46 End: 17:03

Clerk of Course :	Timekeeper :
-------------------	--------------

**Welsh Sports Saloon Championship**  
**RACE 5 - LAP CHART**

Lap 1			Lap 2			Lap 3			Lap 4			Lap 5		
No	Behind	Laptime	No	Behind	Laptime	No	Behind	Laptime	No	Behind	Laptime	No	Behind	Laptime
51		1:03.574	51		1:00.880	51		1:00.971	51		1:00.777	51		1:00.796
81	2.585	1:06.159	31	3.574	1:00.889	31	3.284	1:00.681	31	2.930	1:00.423	31	2.622	1:00.488
63	3.338	1:06.912	81	4.094	1:02.389	81	4.617	1:01.494	81	5.281	1:01.441	81	6.307	1:01.822
31	3.565	1:07.139	63	4.876	1:02.418	63	5.119	1:01.214	63	5.807	1:01.465	63	6.870	1:01.859
36	6.043	1:09.617	36	9.015	1:03.852	58	11.825	1:03.528	58	13.663	1:02.615	24	15.110	1:02.028
24	6.506	1:10.080	58	9.268	1:03.392	24	12.184	1:03.621	24	13.878	1:02.471	58	16.017	1:03.150
58	6.756	1:10.330	24	9.534	1:03.908	36	13.241	1:05.197	36	16.500	1:04.036	36	19.990	1:04.286
23	7.311	1:10.885	23	10.335	1:03.904	23	13.568	1:04.204	23	17.044	1:04.253	23	20.379	1:04.131
18	9.044	1:12.618	18	14.032	1:05.868	18	18.726	1:05.665	18	23.660	1:05.711	18	28.303	1:05.439
5	10.244	1:13.818	5	15.423	1:06.059	5	20.209	1:05.757	5	25.130	1:05.698	5	30.111	1:05.777

Weather / Track : Bright / Dry

Pembrey  
 Circuit Length = 1.4560 miles  
 Start: 16:46 End: 17:03

**Welsh Sports Saloon Championship**  
**RACE 5 - LAP CHART**

Lap 6			Lap 7			Lap 8			Lap 9			Lap 10		
No	Behind	Laptime	No	Behind	Laptime	No	Behind	Laptime	No	Behind	Laptime	No	Behind	Laptime
51		1:00.421	51		1:00.641	51		1:01.095	51		1:01.467	51		1:02.259
31	3.427	1:01.226	31	4.498	1:01.712	31	5.821	1:02.418	31	6.945	1:02.591	31	7.161	1:02.475
81	7.590	1:01.704	81	8.703	1:01.754	81	9.395	1:01.787	81	9.728	1:01.800	81	8.904	1:01.435
63	8.244	1:01.795	63	9.058	1:01.455	63	9.697	1:01.734	63	10.042	1:01.812	63	9.372	1:01.589
24	16.692	1:02.003	24	17.956	1:01.905	24	18.993	1:02.132	24	19.649	1:02.123	24	19.294	1:01.904
58	17.684	1:02.088	58	18.852	1:01.809	58	19.696	1:01.939	58	20.227	1:01.998	58	21.834	1:03.866
36	24.567	1:04.998	36	28.119	1:04.193	36	31.780	1:04.756	23	34.251	1:03.681	23	34.891	1:02.899
23	24.900	1:04.942	23	28.642	1:04.383	23	32.037	1:04.490	36	35.375	1:05.062	36	37.761	1:04.645
18	32.698	1:04.816	18	37.665	1:05.608	18	42.743	1:06.173	18	47.026	1:05.750	18	50.301	1:05.534
5	35.435	1:05.745	5	40.410	1:05.616	5	45.207	1:05.892	5	49.987	1:06.247	5	54.252	1:06.524

Weather / Track : Bright / Dry

Pembrey  
 Circuit Length = 1.4560 miles  
 Start: 16:46 End: 17:03

**Welsh Sports Saloon Championship**  
**RACE 5 - LAP CHART**

Lap 11			Lap 12			Lap 13			Lap 14			Lap 15		
No	Behind	Laptime	No	Behind	Laptime	No	Behind	Laptime	No	Behind	Laptime	No	Behind	Laptime
51		1:02.538	51		1:02.460	51		1:01.693	51		1:02.291	51		1:03.160
31	6.217	1:01.594	31	8.094	1:04.337	5	1 LAP	1:07.192	5	1 LAP	1:05.929	18	1 LAP	1:06.127
81	8.343	1:01.977	81	8.390	1:02.507	63	9.099	1:02.018	81	10.512	1:03.192	5	1 LAP	1:06.355
63	8.779	1:01.945	63	8.774	1:02.455	81	9.611	1:02.914	63	18.708	1:11.900	81	9.720	1:02.368
24	19.301	1:02.545	24	19.152	1:02.311	24	19.979	1:02.520	24	20.125	1:02.437	63	18.077	1:02.529
58	22.645	1:03.349	58	22.807	1:02.622	58	24.025	1:02.911	58	24.547	1:02.813	24	19.402	1:02.437
23	36.002	1:03.649	23	38.070	1:04.528	23	42.181	1:05.804	23	44.288	1:04.398	58	23.950	1:02.563
36	40.031	1:04.808	36	42.550	1:04.979	36	45.304	1:04.447	36	47.359	1:04.346	23	46.165	1:05.037
18	53.853	1:06.090	18	57.255	1:05.862	P31	47.513	1:41.112 P				36	49.111	1:04.912
5	58.019	1:06.305				18	1:01.806	1:06.244						

Weather / Track : Bright / Dry

Pembrey  
 Circuit Length = 1.4560 miles  
 Start: 16:46 End: 17:03

# Welsh Sports Saloon Championship


## RACE 5 - LAP CHART

Lap 16		
No	Behind	Laptime
51		1:07.676
18	1 LAP	1:06.626
5	1 LAP	1:06.453
81	7.474	1:05.430
63	12.999	1:02.598
24	14.319	1:02.593
58	21.188	1:04.914
23	45.290	1:06.801
36	45.985	1:04.550

Weather / Track : Bright / Dry

Pembrey  
Circuit Length = 1.4560 miles  
Start: 16:46 End: 17:03

**Welsh Sports Saloon Championship**  
**RACE 9 - GRID - AMENDED**

ROW 6	25	Anthony ALLITT SUN		
ROW 5	5	Martin AMISON	31	Chris EVERILL
ROW 4	36	Keith BUTCHER	18	Neil TRAINER
ROW 3	58	Neil WATTS	23	Alvin POWELL
ROW 2	63	Jann MARDENBOROUGH	24	Bryan HEITKOTTER
ROW 1	51	Dominic EVANS	81	David KRAYEM
<b>Pole</b>				
				

Pembrey  
Circuit Length = 1.4560 miles

**These results are provisional until the conclusion of any judicial and technical matters.**

Clerk of Course :		Timekeeper :
-------------------	--	--------------

# Welsh Sports Saloon Championship

## RACE 9 - CLASSIFICATION

POS	NO	CL	NAME	ENTRY	LAPS	TIME	GAP	DIFF	MPH	BEST	ON
1	51	D	<b>Dominic EVANS</b>	Caterham CSR 260	16	16:23.989			85.23	1:00.593	13
2	24	C	<b>Bryan HEITKOTTER</b>	Nissan 370Z	16	16:24.860	<b>0.871</b>	0.871	85.15	1:00.615	13
3	63	C	<b>Jann MARDENBOROUGH</b>	Nissan 370Z	16	16:34.426	<b>10.437</b>	9.566	84.33	1:01.218	6
4	31	D	<b>Chris EVERILL</b>	Ginetta G20	16	16:38.453	<b>14.464</b>	4.027	83.99	1:01.190	6
5	81	D	<b>David KRAYEM</b>	Ginetta G50	16	16:39.001	<b>15.012</b>	0.548	83.94	1:01.363	8
6	58	D	<b>Neil WATTS</b>	Westfield SEiW	16	17:13.539	<b>49.550</b>	34.538	81.14	1:03.230	4
7	36	D	<b>Keith BUTCHER</b>	Ginetta G50	16	17:26.593	<b>1:02.604</b>	13.054	80.13	1:04.182	9
8	25	B	<b>Anthony ALLITT SUN</b>	Honda Civic	15	17:15.327	<b>1 lap</b>	1 lap	75.94	1:07.888	14

### FASTEST LAP

51	D	<b>Dominic EVANS</b>	Caterham CSR 260	13	1:00.593	86.50 mph	139.21 kph
24	C	<b>Bryan HEITKOTTER</b>	Nissan 370Z	13	1:00.615	86.47 mph	139.16 kph
25	B	<b>Anthony ALLITT SUN</b>	Honda Civic	14	1:07.888	77.20 mph	124.25 kph

Weather / Track : Bright / Dry  
 These results are provisional until the conclusion of any judicial and technical matters.

Pembrey  
 Circuit Length = 1.4560 miles  
 Start: 11:41 End: 11:59

Clerk of Course :		Timekeeper :
-------------------	--	--------------

**Welsh Sports Saloon Championship**  
**RACE 9 - LAP CHART**

Lap 1			Lap 2			Lap 3			Lap 4			Lap 5		
No	Behind	Laptime	No	Behind	Laptime	No	Behind	Laptime	No	Behind	Laptime	No	Behind	Laptime
51		1:03.163	51		1:01.364	51		1:01.283	51		1:00.952	51		1:01.394
63	1.917	1:05.080	63	2.409	1:01.856	63	3.017	1:01.891	63	3.981	1:01.916	63	3.943	1:01.356
24	2.274	1:05.437	24	2.757	1:01.847	24	3.164	1:01.690	24	4.273	1:02.061	24	4.245	1:01.366
31	2.878	1:06.041	31	3.254	1:01.740	31	4.158	1:02.187	31	4.992	1:01.786	31	5.003	1:01.405
81	4.084	1:07.247	81	5.131	1:02.411	81	6.075	1:02.227	81	6.995	1:01.872	81	8.079	1:02.478
58	4.817	1:07.980	58	7.115	1:03.662	58	10.739	1:04.907	58	13.017	1:03.230	58	15.053	1:03.430
36	7.609	1:10.772	36	12.395	1:06.150	36	16.135	1:05.023	36	19.660	1:04.477	36	22.611	1:04.345
25	9.432	1:12.595	25	17.494	1:09.426	25	25.024	1:08.813	25	32.910	1:08.838	25	39.925	1:08.409

Weather / Track : Bright / Dry

Pembrey  
 Circuit Length = 1.4560 miles  
 Start: 11:41 End: 11:59

**Welsh Sports Saloon Championship**  
**RACE 9 - LAP CHART**

Lap 6			Lap 7			Lap 8			Lap 9			Lap 10		
No	Behind	Laptime	No	Behind	Laptime	No	Behind	Laptime	No	Behind	Laptime	No	Behind	Laptime
51		1:01.478	51		1:01.621	51		1:01.414	51		1:01.756	51		1:01.684
63	3.683	1:01.218	63	3.672	1:01.610	63	3.889	1:01.631	24	3.976	1:01.605	24	3.055	1:00.763
24	3.944	1:01.177	24	3.889	1:01.566	24	4.127	1:01.652	63	4.453	1:02.320	63	5.176	1:02.407
31	4.715	1:01.190	31	4.855	1:01.761	31	5.170	1:01.729	31	5.403	1:01.989	31	6.190	1:02.471
81	8.504	1:01.903	81	8.478	1:01.595	81	8.427	1:01.363	81	8.475	1:01.804	25	1 LAP	1:08.803
58	17.223	1:03.648	58	19.866	1:04.264	58	21.732	1:03.280	58	23.488	1:03.512	81	8.638	1:01.847
36	25.556	1:04.423	36	28.249	1:04.314	36	31.144	1:04.309	36	33.570	1:04.182	58	26.140	1:04.336
25	47.894	1:09.447	25	54.247	1:07.974	25	1:01.497	1:08.664				36	36.180	1:04.294

Weather / Track : Bright / Dry

Pembrey  
 Circuit Length = 1.4560 miles  
 Start: 11:41 End: 11:59

**Welsh Sports Saloon Championship**  
**RACE 9 - LAP CHART**

Lap 11			Lap 12			Lap 13			Lap 14			Lap 15		
No	Behind	Laptime	No	Behind	Laptime	No	Behind	Laptime	No	Behind	Laptime	No	Behind	Laptime
51		1:01.600	51		1:00.939	51		1:00.593	51		1:01.616	51		1:01.343
24	2.169	1:00.714	24	2.106	1:00.876	24	2.128	1:00.615	24	1.496	1:00.984	24	1.417	1:01.264
63	5.749	1:02.173	63	7.216	1:02.406	63	8.775	1:02.152	63	9.218	1:02.059	63	10.107	1:02.232
31	7.188	1:02.598	31	9.013	1:02.764	31	11.174	1:02.754	31	12.221	1:02.663	31	13.457	1:02.579
81	9.716	1:02.678	81	10.246	1:01.469	81	11.743	1:02.090	81	12.702	1:02.575	81	13.940	1:02.581
25	1 LAP	1:09.549	25	1 LAP	1:08.666	25	1 LAP	1:08.794	25	1 LAP	1:08.240	25	1 LAP	1:07.888
58	28.502	1:03.962	58	35.379	1:07.816	58	39.207	1:04.421	58	42.156	1:04.565	58	44.823	1:04.010
36	39.287	1:04.707	36	44.181	1:05.833	36	50.749	1:07.161	36	54.428	1:05.295	36	58.618	1:05.533

Weather / Track : Bright / Dry

Pembrey  
 Circuit Length = 1.4560 miles  
 Start: 11:41 End: 11:59

**Welsh Sports Saloon Championship**  
**RACE 9 - LAP CHART**


Lap 16		
No	Behind	Laptime
51		1:01.789
24	0.871	1:01.243
63	10.437	1:02.119
31	14.464	1:02.796
81	15.012	1:02.861
58	49.550	1:06.516
25	1 LAP	1:09.221
36	1:02.604	1:05.775

**Weather / Track : Bright / Dry**

Pembrey  
Circuit Length = 1.4560 miles  
Start: 11:41 End: 11:59

# Welsh Sports Saloon Championship

## RACE 14 - GRID

ROW 4	36 Keith BUTCHER	25 Anthony ALLITT SUN
ROW 3	81 David KRAYEM	58 Neil WATTS
ROW 2	63 Jann MARDENBOROUGH	31 Chris EVERILL
ROW 1	51 Dominic EVANS	24 Bryan HEITKOTTER
<b>Pole</b>		
		

Pembrey  
Circuit Length = 1.4560 miles

**These results are provisional until the conclusion of any judicial and technical matters.**

Clerk of Course :		Timekeeper :
-------------------	--	--------------

# Welsh Sports Saloon Championship

## RACE 14 - CLASSIFICATION

POS	NO	CL	NAME	ENTRY	LAPS	TIME	GAP	DIFF	MPH	BEST	ON
1	51	D	<b>Dominic EVANS</b>	Caterham CSR 260	16	16:23.569			85.26	1:00.925	11
2	24	C	<b>Bryan HEITKOTTER</b>	Nissan 370Z	16	16:24.947	1.378	1.378	85.14	1:00.762	5
3	81	D	<b>David KRAYEM</b>	Ginetta G50	16	16:48.737	25.168	23.790	83.13	1:01.336	4
4	63	C	<b>Jann MARDENBOROUGH</b>	Nissan 370Z	16	16:53.441	29.872	4.704	82.75	1:02.043	4
5	58	D	<b>Neil WATTS</b>	Westfield SEiW	16	17:24.480	1:00.911	31.039	80.29	1:03.003	8
6	25	B	<b>Anthony ALLITT SUN</b>	Honda Civic	15	17:29.130	1 lap	1 lap	74.94	1:08.733	5
NOT CLASSIFIED											
DNF	36	D	<b>Keith BUTCHER</b>	Ginetta G50	5	5:50.186	11 laps	10 laps	74.84	1:04.577	3
FASTEST LAP											
	24	C	<b>Bryan HEITKOTTER</b>	Nissan 370Z	5	1:00.762			86.26 mph	138.82 kph	
	51	D	<b>Dominic EVANS</b>	Caterham CSR 260	11	1:00.925			86.03 mph	138.45 kph	
	25	B	<b>Anthony ALLITT SUN</b>	Honda Civic	5	1:08.733			76.26 mph	122.72 kph	

Weather / Track : Cloudy / Dry  
 These results are provisional until the conclusion of any judicial and technical matters.

Pembrey  
 Circuit Length = 1.4560 miles  
 Start: 16:12 End: 16:30

Clerk of Course :		Timekeeper :
-------------------	--	--------------

**Welsh Sports Saloon Championship**  
**RACE 14 - LAP CHART**

Lap 1			Lap 2			Lap 3			Lap 4			Lap 5		
No	Behind	Laptime	No	Behind	Laptime	No	Behind	Laptime	No	Behind	Laptime	No	Behind	Laptime
51		1:03.377	51		1:01.350	51		1:01.259	51		1:01.142	51		1:01.163
24	2.417	1:05.794	24	2.558	1:01.491	24	2.685	1:01.386	24	2.435	1:00.892	24	2.034	1:00.762
58	2.989	1:06.366	63	5.440	1:03.329	63	6.360	1:02.179	63	7.261	1:02.043	63	8.504	1:02.406
63	3.461	1:06.838	81	8.310	1:04.225	81	8.864	1:01.813	81	9.058	1:01.336	81	9.406	1:01.511
36	5.118	1:08.495	36	8.802	1:05.034	36	12.120	1:04.577	36	16.561	1:05.583	58	28.471	1:03.691
81	5.435	1:08.812	58	19.255	1:17.616	58	21.386	1:03.390	58	25.943	1:05.699	P36	41.895	1:26.497 P
25	10.526	1:13.903	25	19.374	1:10.198	25	26.991	1:08.876	25	35.325	1:09.476	25	42.895	1:08.733

Weather / Track : Cloudy / Dry

Pembrey  
 Circuit Length = 1.4560 miles  
 Start: 16:12 End: 16:30

**Welsh Sports Saloon Championship**  
**RACE 14 - LAP CHART**

Lap 6			Lap 7			Lap 8			Lap 9			Lap 10		
No	Behind	Laptime	No	Behind	Laptime	No	Behind	Laptime	No	Behind	Laptime	No	Behind	Laptime
51		1:01.398	51		1:01.433	51		1:01.405	51		1:01.210	51		1:00.952
24	1.875	1:01.239	24	1.499	1:01.057	24	1.217	1:01.123	24	1.634	1:01.627	24	1.882	1:01.200
63	9.611	1:02.505	63	11.021	1:02.843	81	12.021	1:01.998	25	1 LAP	1:09.978	81	14.662	1:02.695
81	10.044	1:02.036	81	11.428	1:02.817	63	14.745	1:05.129	81	12.919	1:02.108	25	1 LAP	1:11.264
58	30.090	1:03.017	58	31.840	1:03.183	58	33.438	1:03.003	63	16.568	1:03.033	63	18.733	1:03.117
25	50.487	1:08.990	25	57.978	1:08.924				58	35.645	1:03.417	58	38.357	1:03.664

Weather / Track : Cloudy / Dry

Pembrey  
 Circuit Length = 1.4560 miles  
 Start: 16:12 End: 16:30

**Welsh Sports Saloon Championship**  
**RACE 14 - LAP CHART**

Lap 11			Lap 12			Lap 13			Lap 14			Lap 15		
No	Behind	Laptime	No	Behind	Laptime	No	Behind	Laptime	No	Behind	Laptime	No	Behind	Laptime
51		1:00.925	51		1:01.087	51		1:01.201	51		1:01.265	51		1:02.189
24	2.035	1:01.078	24	2.157	1:01.209	24	2.510	1:01.554	24	2.905	1:01.660	24	2.283	1:01.567
81	16.221	1:02.484	81	18.221	1:03.087	81	20.700	1:03.680	81	22.873	1:03.438	81	23.628	1:02.944
63	21.355	1:03.547	63	23.437	1:03.169	63	25.442	1:03.206	63	27.691	1:03.514	63	28.768	1:03.266
25	1 LAP	1:10.502	25	1 LAP	1:09.911	25	1 LAP	1:09.382	58	47.848	1:04.021	58	52.208	1:06.549
58	40.983	1:03.551	58	43.041	1:03.145	58	45.092	1:03.252	25	1 LAP	1:08.920	25	1 LAP	1:09.782

Weather / Track : Cloudy / Dry

Pembrey  
 Circuit Length = 1.4560 miles  
 Start: 16:12 End: 16:30

**Welsh Sports Saloon Championship**  
**RACE 14 - LAP CHART**

Lap 16		
No	Behind	Laptime
51		1:02.213
24	1.378	1:01.308
81	25.168	1:03.753
63	29.872	1:03.317
58	1:00.911	1:10.916
25	1 LAP	1:10.291

Weather / Track : Cloudy / Dry

Pembrey  
Circuit Length = 1.4560 miles  
Start: 16:12 End: 16:30