



NORTH WEST CENTRE RACE MEETING

Oulton Park Fosters Circuit

20th August 2011



Results Provided by Timing Solutions Ltd
www.tsl-timing.com

Legends Cars Championship

QUALIFYING - RACE 1 - CLASSIFICATION

POS	NO	CL	NAME	ENTRY	TIME	ON	LAPS	GAP	DIFF	MPH
1	32		Peter MORTON	Legend Ford Coupe	1:11.931	7	7			82.78
2	7		Dean BRACE	Legend Ford Coupe	1:12.752	8	10	0.821	0.821	81.84
3	4		John MICKEL	Legend Coupe 1934	1:12.789	5	8	0.858	0.037	81.80
4	55		Ben POWER	Legend Ford Coupe 1934	1:13.307	7	8	1.376	0.518	81.22
5	33		Chris BELL	Legend Ford Coupe	1:13.461	7	10	1.530	0.154	81.05
6	8		Nick BRACE	Legend Ford Coupe	1:13.657	7	8	1.726	0.196	80.84
7	83		James HOLMAN	Legend Ford Coupe	1:13.837	11	11	1.906	0.180	80.64
8	16		Richard POCKLINGTON	Legend Ford Coupe 1934	1:13.915	7	7	1.984	0.078	80.55
9	1		Lawrence DAVEY	Legend Ford Coupe	1:14.059	1	7	2.128	0.144	80.40
10	29		Nathan ANTHONY	Legend Ford Coupe 1934	1:14.094	6	7	2.163	0.035	80.36
11	41		Eliot BUNN	Legend Chevrolet Coupe	1:14.122	2	8	2.191	0.028	80.33
12	34		John BELL	Legend Chevy Coupe	1:14.134	9	9	2.203	0.012	80.32
13	52		Gareth MARTIN	Legend Ford Coupe	1:14.290	6	7	2.359	0.156	80.15
14	69		Gerard MCCOSH	Legend Ford Coupe 1934	1:14.422	5	7	2.491	0.132	80.00
15	66		Stephen WHITELEGG	Legend Ford Sedan 1937	1:14.884	7	8	2.953	0.462	79.51
16	13		Josh FIELDING	Legend Ford Coupe	1:15.209	5	9	3.278	0.325	79.17
17	5		Jack PARKER	Legend Coupe 1934	1:15.364	7	8	3.433	0.155	79.00
18	12		Stephen TREHERNE	Legend Ford	1:16.196	3	4	4.265	0.832	78.14
19	20		Mark HIGGINS	Legend Ford Coupe	1:16.225	5	7	4.294	0.029	78.11
20	49		David WARD	Legend Dodge Sedan 1937	1:16.254	6	7	4.323	0.029	78.08
21	38		Enrico PALAZZO	Legend Ford Coupe	1:16.526	5	7	4.595	0.272	77.81
22	9		Paul SIMMONS	Legend Ford Coupe	1:20.605	2	3	8.674	4.079	73.87
23	50		Nic GROUT	Legend Ford Coupe	1:20.686	1	3	8.755	0.081	73.79
24	47		David JONES	Legend Ford Coupe	1:25.434	2	2	13.503	4.748	69.69
25	39		Jessica GWYNNE	Legend Coupe	1:35.438	2	4	23.507	10.004	62.39

Weather / Track : Cloudy / Dry
 These results are provisional until the conclusion of any judicial and technical matters.

Oulton Park Fosters
 Circuit Length = 1.6540 miles
 Start: 09:00 End: 09:20

Clerk of Course :		Timekeeper :
-------------------	--	--------------

Legends Cars Championship

QUALIFYING - RACE 1 - LAP ANALYSIS

1	Lawrence DAVEY		Legend Ford Coupe				
1 -	1:14.059		9:02:52.845	5 -	2:30.884	+ 1:16.825	9:09:15.961
2 -	1:15.748	+ 1.689	9:04:08.593	6 -	1:14.093	+ 0.034	9:10:30.054
3 -	1:18.285	+ 4.226	9:05:26.878	7 -	1:15.727	+ 1.668	9:11:45.781
4 -	1:18.199 P	+ 4.140	9:06:45.077				
4	John MICKEL		Legend Coupe 1934				
1 -	1:13.936	+ 1.147	9:02:39.686	5 -	1:12.789		9:07:35.027
2 -	1:15.415	+ 2.626	9:03:55.101	6 -	1:19.542 P	+ 6.753	9:08:54.569
3 -	1:13.589	+ 0.800	9:05:08.690	7 -	9:19.708	+ 8:06.919	9:18:14.277
4 -	1:13.548	+ 0.759	9:06:22.238	8 -	1:14.189	+ 1.400	9:19:28.466
5	Jack PARKER		Legend Coupe 1934				
1 -	1:18.716	+ 3.352	9:02:49.958	5 -	1:15.839	+ 0.475	9:08:12.363
2 -	1:17.765	+ 2.401	9:04:07.723	6 -	1:16.288	+ 0.924	9:09:28.651
3 -	1:31.912	+ 16.548	9:05:39.635	7 -	1:15.364		9:10:44.015
4 -	1:16.889	+ 1.525	9:06:56.524	8 -	8:04.283	+ 6:48.919	9:18:48.298
7	Dean BRACE		Legend Ford Coupe				
1 -	1:19.582	+ 6.830	9:02:51.680	6 -	1:25.994	+ 13.242	9:09:24.633
2 -	1:17.731	+ 4.979	9:04:09.411	7 -	1:13.252	+ 0.500	9:10:37.885
3 -	1:21.238	+ 8.486	9:05:30.649	8 -	1:12.752		9:11:50.637
4 -	1:14.994	+ 2.242	9:06:45.643	9 -	5:57.072	+ 4:44.320	9:17:47.709
5 -	1:12.996	+ 0.244	9:07:58.639	10 -	1:13.302	+ 0.550	9:19:01.011
8	Nick BRACE		Legend Ford Coupe				
1 -	1:18.360	+ 4.703	9:02:49.038	5 -	1:14.400	+ 0.743	9:07:56.308
2 -	1:18.421	+ 4.764	9:04:07.459	6 -	1:14.779	+ 1.122	9:09:11.087
3 -	1:18.466	+ 4.809	9:05:25.925	7 -	1:13.657		9:10:24.744
4 -	1:15.983	+ 2.326	9:06:41.908	8 -	1:21.306 P	+ 7.649	9:11:46.050
9	Paul SIMMONS		Legend Ford Coupe				
1 -	1:20.952	+ 0.347	9:03:04.141	3 -	1:29.032 P	+ 8.427	9:05:53.778
2 -	1:20.605		9:04:24.746				
12	Stephen TREHERNE		Legend Ford				
1 -	1:21.254 P	+ 5.058	9:02:49.550	3 -	1:16.196		9:18:14.072
2 -	14:08.326	+ 12:52.130	9:16:57.876	4 -	1:23.307	+ 7.111	9:19:37.379
13	Josh FIELDING		Legend Ford Coupe				
1 -	2:13.881	+ 58.672	9:04:04.398	6 -	1:16.337	+ 1.128	9:10:34.060
2 -	1:24.455	+ 9.246	9:05:28.853	7 -	1:16.231	+ 1.022	9:11:50.291
3 -	1:18.308	+ 3.099	9:06:47.161	8 -	5:37.064	+ 4:21.855	9:17:27.355
4 -	1:15.353	+ 0.144	9:08:02.514	9 -	1:15.371	+ 0.162	9:18:42.726
5 -	1:15.209		9:09:17.723				
16	Richard POCKLINGTON		Legend Ford Coupe 1934				
1 -	1:15.565	+ 1.650	9:02:52.156	5 -	1:14.268	+ 0.353	9:07:58.955
2 -	1:18.068	+ 4.153	9:04:10.224	6 -	1:30.971	+ 17.056	9:09:29.926
3 -	1:19.933	+ 6.018	9:05:30.157	7 -	1:13.915		9:10:43.841
4 -	1:14.530	+ 0.615	9:06:44.687				
20	Mark HIGGINS		Legend Ford Coupe				
1 -	1:19.009	+ 2.784	9:03:03.108	5 -	1:16.225		9:08:13.244
2 -	1:18.930	+ 2.705	9:04:22.038	6 -	1:20.681	+ 4.456	9:09:33.925
3 -	1:17.515	+ 1.290	9:05:39.553	7 -	1:34.953 P	+ 18.728	9:11:08.878
4 -	1:17.466	+ 1.241	9:06:57.019				
29	Nathan ANTHONY		Legend Ford Coupe 1934				
1 -	1:18.576	+ 4.482	9:03:28.433	5 -	1:15.160	+ 1.066	9:08:27.519
2 -	1:14.595	+ 0.501	9:04:43.028	6 -	1:14.094		9:09:41.613

Weather / Track : Cloudy / Dry

Oulton Park Fosters
Circuit Length = 1.6540 miles
Start: 09:00 End: 09:20

Legends Cars Championship

QUALIFYING - RACE 1 - LAP ANALYSIS

3 -	1:14.214	+ 0.120	9:05:57.242	7 -	1:18.745 P	+ 4.651	9:11:00.358
4 -	1:15.117	+ 1.023	9:07:12.359				
32	Peter MORTON		Legend Ford Coupe				
1 -	1:15.897	+ 3.966	9:03:26.309	5 -	1:12.809	+ 0.878	9:08:19.174
2 -	1:13.620	+ 1.689	9:04:39.929	6 -	1:13.496	+ 1.565	9:09:32.670
3 -	1:13.686	+ 1.755	9:05:53.615	7 -	1:11.931		9:10:44.601
4 -	1:12.750	+ 0.819	9:07:06.365				
33	Chris BELL		Legend Ford Coupe				
1 -	1:25.171	+ 11.710	9:03:28.376	6 -	1:15.471	+ 2.010	9:09:44.053
2 -	1:18.353	+ 4.892	9:04:46.729	7 -	1:13.461		9:10:57.514
3 -	1:14.605	+ 1.144	9:06:01.334	8 -	6:17.017	+ 5:03.556	9:17:14.531
4 -	1:13.704	+ 0.243	9:07:15.038	9 -	1:13.766	+ 0.305	9:18:28.297
5 -	1:13.544	+ 0.083	9:08:28.582	10 -	1:14.475	+ 1.014	9:19:42.772
34	John BELL		Legend Chevy Coupe				
1 -	1:40.572	+ 26.438	9:04:02.929	6 -	1:14.989	+ 0.855	9:10:47.709
2 -	1:32.186	+ 18.052	9:05:35.115	7 -	6:25.808	+ 5:11.674	9:17:13.517
3 -	1:18.762	+ 4.628	9:06:53.877	8 -	1:16.285	+ 2.151	9:18:29.802
4 -	1:20.274	+ 6.140	9:08:14.151	9 -	1:14.134		9:19:43.936
5 -	1:18.569	+ 4.435	9:09:32.720				
38	Enrico PALAZZO		Legend Ford Coupe				
1 -	1:22.192	+ 5.666	9:03:19.208	5 -	1:16.526		9:08:29.941
2 -	1:18.141	+ 1.615	9:04:37.349	6 -	1:17.446	+ 0.920	9:09:47.387
3 -	1:17.321	+ 0.795	9:05:54.670	7 -	1:17.303	+ 0.777	9:11:04.690
4 -	1:18.745	+ 2.219	9:07:13.415				
39	Jessica GWYNNE		Legend Coupe				
1 -	1:40.540	+ 5.102	9:04:02.314	3 -	1:33.985 P	+ -1.453	9:07:11.737
2 -	1:35.438		9:05:37.752	4 -	12:00.166	+ 10:24.728	9:19:11.903
41	Eliot BUNN		Legend Chevrolet Coupe				
1 -	1:40.795	+ 26.673	9:03:27.129	5 -	1:15.389	+ 1.267	9:08:28.267
2 -	1:14.122		9:04:41.251	6 -	1:32.952	+ 18.830	9:10:01.219
3 -	1:14.935	+ 0.813	9:05:56.186	7 -	1:34.752 P	+ 20.630	9:11:35.971
4 -	1:16.692	+ 2.570	9:07:12.878	8 -	7:04.543	+ 5:50.421	9:18:40.514
47	David JONES		Legend Ford Coupe				
1 -	6:04.183	+ 4:38.749	9:17:47.438	2 -	1:25.434		9:19:12.872
49	David WARD		Legend Dodge Sedan 1937				
1 -	1:18.621	+ 2.367	9:02:48.900	5 -	1:16.948	+ 0.694	9:08:01.567
2 -	1:18.496	+ 2.242	9:04:07.396	6 -	1:16.254		9:09:17.821
3 -	1:20.088	+ 3.834	9:05:27.484	7 -	1:16.397	+ 0.143	9:10:34.218
4 -	1:17.135	+ 0.881	9:06:44.619				
50	Nic GROUT		Legend Ford Coupe				
1 -	1:20.686		9:03:35.889	3 -	1:39.068 P	+ 18.382	9:06:59.051
2 -	1:44.094	+ 23.408	9:05:19.983				
52	Gareth MARTIN		Legend Ford Coupe				
1 -	1:36.932	+ 22.642	9:03:21.594	5 -	1:15.704	+ 1.414	9:08:27.792
2 -	1:18.130	+ 3.840	9:04:39.724	6 -	1:14.290		9:09:42.082
3 -	1:16.133	+ 1.843	9:05:55.857	7 -	1:15.060	+ 0.770	9:10:57.142
4 -	1:16.231	+ 1.941	9:07:12.088				
55	Ben POWER		Legend Ford Coupe 1934				
1 -	1:17.584	+ 4.277	9:02:50.312	5 -	1:13.466	+ 0.159	9:07:56.644
2 -	1:18.281	+ 4.974	9:04:08.593	6 -	1:13.945	+ 0.638	9:09:10.589
3 -	1:19.791	+ 6.484	9:05:28.384	7 -	1:13.307		9:10:23.896

Weather / Track : Cloudy / Dry

Oulton Park Fosters
Circuit Length = 1.6540 miles
Start: 09:00 End: 09:20

Legends Cars Championship

QUALIFYING - RACE 1 - LAP ANALYSIS

4 -	1:14.794	+ 1.487	9:06:43.178	8 -	1:19.909 P	+ 6.602	9:11:43.805
66	Stephen WHITELEGG			Legend Ford Sedan 1937			
1 -	1:19.017	+ 4.133	9:03:04.361	5 -	1:22.408 P	+ 7.524	9:08:23.676
2 -	1:24.582	+ 9.698	9:04:28.943	6 -	8:35.524	+ 7:20.640	9:16:59.200
3 -	1:17.007	+ 2.123	9:05:45.950	7 -	1:14.884		9:18:14.084
4 -	1:15.318	+ 0.434	9:07:01.268	8 -	1:32.634	+ 17.750	9:19:46.718
69	Gerard MCCOSH			Legend Ford Coupe 1934			
1 -	1:15.640	+ 1.218	9:02:40.518	5 -	1:14.422		9:07:42.674
2 -	1:18.123	+ 3.701	9:03:58.641	6 -	1:14.488	+ 0.066	9:08:57.162
3 -	1:14.823	+ 0.401	9:05:13.464	7 -	1:14.579	+ 0.157	9:10:11.741
4 -	1:14.788	+ 0.366	9:06:28.252				
83	James HOLMAN			Legend Ford Coupe			
1 -	1:16.280	+ 2.443	9:02:56.696	7 -	1:14.503	+ 0.666	9:10:30.550
2 -	1:14.642	+ 0.805	9:04:11.338	8 -	1:14.875	+ 1.038	9:11:45.425
3 -	1:19.377	+ 5.540	9:05:30.715	9 -	5:24.722	+ 4:10.885	9:17:10.147
4 -	1:15.017	+ 1.180	9:06:45.732	10 -	1:14.238	+ 0.401	9:18:24.385
5 -	1:14.669	+ 0.832	9:08:00.401	11 -	1:13.837		9:19:38.222
6 -	1:15.646	+ 1.809	9:09:16.047				

Weather / Track : Cloudy / Dry

Oulton Park Fosters
 Circuit Length = 1.6540 miles
 Start: 09:00 End: 09:20

BBE / URS Classic Formula Ford 1600 Championship
QUALIFYING - RACE 2 - CLASSIFICATION

POS	NO	CL	NAME	ENTRY	TIME	ON	LAPS	GAP	DIFF	MPH
1	13	A	Stuart KESTENBAUM	Van Diemen RF79	1:06.955	13	13			88.93
2	34	A	Colin WILLIAMS	PRS RW01	1:07.732	7	12	0.777	0.777	87.91
3	49	B	Andrew SMITH	Van Diemen FA73	1:08.491	8	12	1.536	0.759	86.93
4	60	B	James BUCKTON	Elden MK8	1:08.578	12	12	1.623	0.087	86.82
5	79	A	Liam MCSHANE	Crossle 45F	1:08.616	10	12	1.661	0.038	86.78
6	28	A	Alan FINCHAM	Van Diemen RF80	1:08.775	11	12	1.820	0.159	86.57
7	27	A	Steve PEARCE	Van Diemen RF78	1:09.288	12	12	2.333	0.513	85.93
8	51	I	Ian WOOD	Royale RP33	1:12.102	8	12	5.147	2.814	82.58
9	24	A	Andrew BARTOSIAK	Royale RP26	1:12.443	9	11	5.488	0.341	82.19
10	87	A	Martyn MCGRILLEN	Van Diemen RF80	1:13.350	7	10	6.395	0.907	81.17
11	7	B	Ian JEARY	Dulon mp15	1:13.383	11	11	6.428	0.033	81.14
12	3	A	John MURPHY	Merlyn MK20	1:15.995	1	3	9.040	2.612	78.35

CAR 28 - NO WORKING TRANSPONDER YOU MUST FIX FOR RACE

Weather / Track : Cloudy / Dry

These results are provisional until the conclusion of any judicial and technical matters.

Oulton Park Fosters

Circuit Length = 1.6540 miles

Start: 09:24 End: 09:41

Clerk of Course :		Timekeeper :
-------------------	--	--------------

BBE / URS Classic Formula Ford 1600 Championship

QUALIFYING - RACE 2 - LAP ANALYSIS

3	John MURPHY		A Merlyn MK20				
1 -	1:15.995		9:27:31.528	3 -	1:22.151 P	+ 6.156	9:30:10.518
2 -	1:16.839	+ 0.844	9:28:48.367				
7	Ian JEARY		B Dulon mp15				
1 -	1:17.458	+ 4.075	9:27:34.820	7 -	1:13.685	+ 0.302	9:35:01.461
2 -	1:15.593	+ 2.210	9:28:50.413	8 -	1:17.240	+ 3.857	9:36:18.701
3 -	1:15.296	+ 1.913	9:30:05.709	9 -	1:16.371	+ 2.988	9:37:35.072
4 -	1:14.244	+ 0.861	9:31:19.953	10 -	1:13.645	+ 0.262	9:38:48.717
5 -	1:14.121	+ 0.738	9:32:34.074	11 -	1:13.383		9:40:02.100
6 -	1:13.702	+ 0.319	9:33:47.776				
13	Stuart KESTENBAUM		A Van Diemen RF79				
1 -	1:08.294	+ 1.339	9:27:05.859	8 -	1:07.369	+ 0.414	9:35:04.186
2 -	1:07.626	+ 0.671	9:28:13.485	9 -	1:07.979	+ 1.024	9:36:12.165
3 -	1:08.213	+ 1.258	9:29:21.698	10 -	1:07.184	+ 0.229	9:37:19.349
4 -	1:11.188	+ 4.233	9:30:32.886	11 -	1:06.969	+ 0.014	9:38:26.318
5 -	1:08.175	+ 1.220	9:31:41.061	12 -	1:07.089	+ 0.134	9:39:33.407
6 -	1:08.056	+ 1.101	9:32:49.117	13 -	1:06.955		9:40:40.362
7 -	1:07.700	+ 0.745	9:33:56.817				
24	Andrew BARTOSIAK		A Royale RP26				
1 -	1:16.989	+ 4.546	9:28:02.920	7 -	1:14.566	+ 2.123	9:35:34.774
2 -	1:15.567	+ 3.124	9:29:18.487	8 -	1:17.004	+ 4.561	9:36:51.778
3 -	1:17.004	+ 4.561	9:30:35.491	9 -	1:12.443		9:38:04.221
4 -	1:14.661	+ 2.218	9:31:50.152	10 -	1:15.334	+ 2.891	9:39:19.555
5 -	1:14.493	+ 2.050	9:33:04.645	11 -	1:12.747	+ 0.304	9:40:32.302
6 -	1:15.563	+ 3.120	9:34:20.208				
27	Steve PEARCE		A Van Diemen RF78				
1 -	1:13.959	+ 4.671	9:27:22.962	7 -	1:09.796	+ 0.508	9:34:26.179
2 -	1:11.375	+ 2.087	9:28:34.337	8 -	1:09.768	+ 0.480	9:35:35.947
3 -	1:10.961	+ 1.673	9:29:45.298	9 -	1:15.035	+ 5.747	9:36:50.982
4 -	1:10.703	+ 1.415	9:30:56.001	10 -	1:09.743	+ 0.455	9:38:00.725
5 -	1:10.834	+ 1.546	9:32:06.835	11 -	1:09.364	+ 0.076	9:39:10.089
6 -	1:09.548	+ 0.260	9:33:16.383	12 -	1:09.288		9:40:19.377
28	Alan FINCHAM		A Van Diemen RF80				
1 -	1:28.773	+ 19.998	9:27:05.638	7 -	1:09.604	+ 0.829	9:34:03.580
2 -	1:09.553	+ 0.778	9:28:15.191	8 -	1:09.558	+ 0.783	9:35:13.138
3 -	1:09.662	+ 0.887	9:29:24.853	9 -	1:09.654	+ 0.879	9:36:22.792
4 -	1:09.972	+ 1.197	9:30:34.825	10 -	1:11.007	+ 2.232	9:37:33.799
5 -	1:09.568	+ 0.793	9:31:44.393	11 -	1:08.775		9:38:42.574
6 -	1:09.583	+ 0.808	9:32:53.976	12 -	1:10.157	+ 1.382	9:39:52.731
34	Colin WILLIAMS		A PRS RW01				
1 -	1:13.250	+ 5.518	9:27:29.090	7 -	1:07.732		9:34:22.218
2 -	1:11.112	+ 3.380	9:28:40.202	8 -	1:08.709	+ 0.977	9:35:30.927
3 -	1:08.735	+ 1.003	9:29:48.937	9 -	1:07.823	+ 0.091	9:36:38.750
4 -	1:08.575	+ 0.843	9:30:57.512	10 -	1:08.750	+ 1.018	9:37:47.500
5 -	1:08.764	+ 1.032	9:32:06.276	11 -	1:08.649	+ 0.917	9:38:56.149
6 -	1:08.210	+ 0.478	9:33:14.486	12 -	1:08.022	+ 0.290	9:40:04.171
49	Andrew SMITH		B Van Diemen FA73				
1 -	1:10.667	+ 2.176	9:27:10.019	7 -	1:09.037	+ 0.546	9:34:06.008
2 -	1:09.699	+ 1.208	9:28:19.718	8 -	1:08.491		9:35:14.499
3 -	1:09.182	+ 0.691	9:29:28.900	9 -	1:08.614	+ 0.123	9:36:23.113
4 -	1:09.257	+ 0.766	9:30:38.157	10 -	1:09.962	+ 1.471	9:37:33.075
5 -	1:09.914	+ 1.423	9:31:48.071	11 -	1:09.498	+ 1.007	9:38:42.573
6 -	1:08.900	+ 0.409	9:32:56.971	12 -	1:12.260	+ 3.769	9:39:54.833

CAR 28 - NO WORKING TRANSPONDER YOU MUST FIX FOR RACE

Weather / Track : Cloudy / Dry

Oulton Park Fosters
Circuit Length = 1.6540 miles
Start: 09:24 End: 09:41

BBE / URS Classic Formula Ford 1600 Championship
QUALIFYING - RACE 2 - LAP ANALYSIS


51	Ian WOOD		I Royale RP33				
1 -	1:13.906	+ 1.804	9:27:28.675	7 -	1:12.168	+ 0.066	9:34:44.139
2 -	1:13.580	+ 1.478	9:28:42.255	8 -	1:12.102		9:35:56.241
3 -	1:12.111	+ 0.009	9:29:54.366	9 -	1:12.217	+ 0.115	9:37:08.458
4 -	1:12.450	+ 0.348	9:31:06.816	10 -	1:13.651	+ 1.549	9:38:22.109
5 -	1:12.822	+ 0.720	9:32:19.638	11 -	1:12.485	+ 0.383	9:39:34.594
6 -	1:12.333	+ 0.231	9:33:31.971	12 -	1:13.351	+ 1.249	9:40:47.945
60	James BUCKTON		B Elden MK8				
1 -	1:12.909	+ 4.331	9:27:14.281	7 -	1:12.941	+ 4.363	9:34:18.670
2 -	1:12.114	+ 3.536	9:28:26.395	8 -	1:09.386	+ 0.808	9:35:28.056
3 -	1:10.304	+ 1.726	9:29:36.699	9 -	1:09.391	+ 0.813	9:36:37.447
4 -	1:09.651	+ 1.073	9:30:46.350	10 -	1:09.225	+ 0.647	9:37:46.672
5 -	1:09.773	+ 1.195	9:31:56.123	11 -	1:10.622	+ 2.044	9:38:57.294
6 -	1:09.606	+ 1.028	9:33:05.729	12 -	1:08.578		9:40:05.872
79	Liam MCSHANE		A Crossle 45F				
1 -	1:12.616	+ 4.000	9:27:19.419	7 -	1:10.024	+ 1.408	9:34:18.553
2 -	1:11.130	+ 2.514	9:28:30.549	8 -	1:09.227	+ 0.611	9:35:27.780
3 -	1:09.678	+ 1.062	9:29:40.227	9 -	1:12.077	+ 3.461	9:36:39.857
4 -	1:09.749	+ 1.133	9:30:49.976	10 -	1:08.616		9:37:48.473
5 -	1:09.322	+ 0.706	9:31:59.298	11 -	1:09.157	+ 0.541	9:38:57.630
6 -	1:09.231	+ 0.615	9:33:08.529	12 -	1:09.294	+ 0.678	9:40:06.924
87	Martyn MCGRILLEN		A Van Diemen RF80				
1 -	1:17.608	+ 4.258	9:27:30.336	6 -	1:14.385	+ 1.035	9:33:46.928
2 -	1:16.003	+ 2.653	9:28:46.339	7 -	1:13.350		9:35:00.278
3 -	1:15.377	+ 2.027	9:30:01.716	8 -	1:29.317 P	+ 15.967	9:36:29.595
4 -	1:15.286	+ 1.936	9:31:17.002	9 -	2:52.294	+ 1:38.944	9:39:21.889
5 -	1:15.541	+ 2.191	9:32:32.543	10 -	1:13.474	+ 0.124	9:40:35.363

CAR 28 - NO WORKING TRANSPONDER YOU MUST FIX FOR RACE

Weather / Track : Cloudy / Dry

Oulton Park Fosters
 Circuit Length = 1.6540 miles
 Start: 09:24 End: 09:41

BBE / URS Classic Formula Ford 1600 Championship
RACE 2 - GRID

ROW 6	1:13.383 7 Ian JEARY	1:15.995 3 John MURPHY
ROW 5	1:12.443 24 Andrew BARTOSIAK	1:13.350 87 Martyn MCGRILLEN
ROW 4	1:09.288 27 Steve PEARCE	1:12.102 51 Ian WOOD
ROW 3	1:08.616 79 Liam MCSHANE	1:08.775 28 Alan FINCHAM TRANSPONDER NOT WORKING
ROW 2	1:08.491 49 Andrew SMITH	1:08.578 60 James BUCKTON
ROW 1	1:06.955 13 Stuart KESTENBAUM	1:07.732 34 Colin WILLIAMS
Pole		
		

Oulton Park Fosters
 Circuit Length = 1.6540 miles

These results are provisional until the conclusion of any judicial and technical matters.

Clerk of Course :		Timekeeper :

Kumho BMW Championship

QUALIFYING - RACE 3 - CLASSIFICATION

POS	NO	CL	NAME	ENTRY	TIME	ON	LAPS	GAP	DIFF	MPH
1	2	A	Garrie WHITTAKER	BMW E36 M3	1:06.378	2	11			89.70
2	11	A	David KEMPTON	BMW E36 M3	1:06.905	5	12	0.527	0.527	88.99
3	42	I	Thomas KNIGHT	BMW E36 M3	1:07.017	5	12	0.639	0.112	88.85
4	6	A	Stephen PEARSON	BMW M3	1:07.450	5	12	1.072	0.433	88.28
5	21	A	James CARD	BMW E46 M3	1:09.914	9	11	3.536	2.464	85.16
6	32	B	Rodger CARD	BMW E30 M3	1:10.120	7	10	3.742	0.206	84.91
7	29	B	Mark SMITH	BMW E90 M3	1:10.126	7	11	3.748	0.006	84.91
8	4	A	Colin WHITMORE	BMW M3	1:10.153	11	11	3.775	0.027	84.87
9	55	C	Simon HUDSON	BMW E30	1:11.412	4	11	5.034	1.259	83.38
10	41	B	Stuart LAWS	BMW E36 M3	1:11.658	3	11	5.280	0.246	83.09
11	83	D	Matthew FIELDING	BMW 318 Coupe	1:12.988	10	11	6.610	1.330	81.58
12	8	A	Graham HEARD	BMW 3 Series	1:13.379	7	9	7.001	0.391	81.14
13	28	B	Adrian GILBERT	BMW E36 M3	1:13.428	10	11	7.050	0.049	81.09
14	81	D	Richard BACON	BMW E36 318i	1:13.504	4	11	7.126	0.076	81.00
15	88	D	Paul BELLAMY	BMW 318is	1:13.828	3	11	7.450	0.324	80.65
16	70	D	Robert SALISBURY	BMW 318is	1:13.989	4	9	7.611	0.161	80.47
17	79	D	Karl SKITT	BMW 318 compact	1:14.482	5	10	8.104	0.493	79.94
18	78	D	Darren FIELDING	BMW 318 compact	1:14.685	3	11	8.307	0.203	79.72
19	84	D	Philip GRAYSON	BMW 318is	1:15.140	4	10	8.762	0.455	79.24
20	71	D	Sean FOLEY	BMW 318 is	1:15.936	4	10	9.558	0.796	78.41
21	50	C	Peter MILLER	BMW E36 328i	1:16.170	8	10	9.792	0.234	78.17
22	69	D	James FORD	BMW E36 318ti	1:16.292	7	10	9.914	0.122	78.04
23	77	D	John BRABBIN	BMW 318	1:16.701	6	10	10.323	0.409	77.63
24	96	I	Karl JONES	BMW compact	1:16.806	3	10	10.428	0.105	77.52
25	87	I	Roger LAVENDER	BMW	1:18.423	7	10	12.045	1.617	75.92
26	91	D	Darren BECKLY	BMW E36 Coupe	1:18.764	3	10	12.386	0.341	75.59
27	74	D	Ralph KIRK	BMW 318is	1:19.227	7	7	12.849	0.463	75.15
28	89	I	Thomas HOULBROOK	BMW E36 M3	1:20.424	6	7	14.046	1.197	74.03
29	76	D	Douglas SIMMEN	BMW 318is	1:25.027	7	9	18.649	4.603	70.03
30	73	I	John JONES	BMW 318is	1:26.301	2	4	19.923	1.274	68.99

Weather / Track : Cloudy / Dry
 These results are provisional until the conclusion of any judicial and technical matters.

Oulton Park Fosters
 Circuit Length = 1.6540 miles
 Start: 09:45 End: 10:01

Clerk of Course :	Timekeeper :
-------------------	--------------

Kumho BMW Championship

QUALIFYING - RACE 3 - LAP ANALYSIS

2	Garrie WHITTAKER		A BMW E36 M3				
1 -	1:07.755	+ 1.377	9:47:53.511	7 -	1:06.443	+ 0.065	9:55:40.726
2 -	1:06.378		9:48:59.889	8 -	1:09.197	+ 2.819	9:56:49.923
3 -	1:27.616	+ 21.238	9:50:27.505	9 -	1:06.725	+ 0.347	9:57:56.648
4 -	1:24.207	+ 17.829	9:51:51.712	10 -	1:10.903	+ 4.525	9:59:07.551
5 -	1:28.479	+ 22.101	9:53:20.191	11 -	1:09.651	+ 3.273	10:00:17.202
6 -	1:14.092	+ 7.714	9:54:34.283				
4	Colin WHITMORE		A BMW M3				
1 -	1:13.783	+ 3.630	9:48:03.116	7 -	1:12.331	+ 2.178	9:55:11.335
2 -	1:10.868	+ 0.715	9:49:13.984	8 -	1:16.248 P	+ 6.095	9:56:27.583
3 -	1:10.321	+ 0.168	9:50:24.305	9 -	2:04.951	+ 54.798	9:58:32.534
4 -	1:10.670	+ 0.517	9:51:34.975	10 -	1:11.200	+ 1.047	9:59:43.734
5 -	1:11.420	+ 1.267	9:52:46.395	11 -	1:10.153		10:00:53.887
6 -	1:12.609	+ 2.456	9:53:59.004				
6	Stephen PEARSON		A BMW M3				
1 -	1:09.347	+ 1.897	9:47:32.571	7 -	1:10.631	+ 3.181	9:54:32.650
2 -	1:12.824	+ 5.374	9:48:45.395	8 -	1:07.644	+ 0.194	9:55:40.294
3 -	1:09.014	+ 1.564	9:49:54.409	9 -	1:08.855	+ 1.405	9:56:49.149
4 -	1:10.070	+ 2.620	9:51:04.479	10 -	1:08.898	+ 1.448	9:57:58.047
5 -	1:07.450		9:52:11.929	11 -	1:10.334	+ 2.884	9:59:08.381
6 -	1:10.090	+ 2.640	9:53:22.019	12 -	1:10.870	+ 3.420	10:00:19.251
8	Graham HEARD		A BMW 3 Series				
1 -	1:18.157	+ 4.778	9:50:10.745	6 -	1:15.121	+ 1.742	9:56:25.225
2 -	1:17.359	+ 3.980	9:51:28.104	7 -	1:13.379		9:57:38.604
3 -	1:13.964	+ 0.585	9:52:42.068	8 -	1:16.854	+ 3.475	9:58:55.458
4 -	1:14.097	+ 0.718	9:53:56.165	9 -	1:14.442	+ 1.063	10:00:09.900
5 -	1:13.939	+ 0.560	9:55:10.104				
11	David KEMPTON		A BMW E36 M3				
1 -	1:08.012	+ 1.107	9:47:30.519	7 -	1:08.340	+ 1.435	9:54:25.936
2 -	1:14.135	+ 7.230	9:48:44.654	8 -	1:07.729	+ 0.824	9:55:33.665
3 -	1:07.173	+ 0.268	9:49:51.827	9 -	1:07.168	+ 0.263	9:56:40.833
4 -	1:10.405	+ 3.500	9:51:02.232	10 -	1:07.896	+ 0.991	9:57:48.729
5 -	1:06.905		9:52:09.137	11 -	1:12.581	+ 5.676	9:59:01.310
6 -	1:08.459	+ 1.554	9:53:17.596	12 -	1:11.062	+ 4.157	10:00:12.372
21	James CARD		A BMW E46 M3				
1 -	1:19.480	+ 9.566	9:48:09.071	7 -	1:11.276	+ 1.362	9:55:29.607
2 -	1:19.645	+ 9.731	9:49:28.716	8 -	1:14.647	+ 4.733	9:56:44.254
3 -	1:12.766	+ 2.852	9:50:41.482	9 -	1:09.914		9:57:54.168
4 -	1:11.499	+ 1.585	9:51:52.981	10 -	1:12.932	+ 3.018	9:59:07.100
5 -	1:14.971	+ 5.057	9:53:07.952	11 -	1:11.914	+ 2.000	10:00:19.014
6 -	1:10.379	+ 0.465	9:54:18.331				
28	Adrian GILBERT		B BMW E36 M3				
1 -	1:19.970	+ 6.542	9:48:22.144	7 -	1:14.895	+ 1.467	9:55:53.799
2 -	1:16.300	+ 2.872	9:49:38.444	8 -	1:14.254	+ 0.826	9:57:08.053
3 -	1:15.152	+ 1.724	9:50:53.596	9 -	1:16.055	+ 2.627	9:58:24.108
4 -	1:14.327	+ 0.899	9:52:07.923	10 -	1:13.428		9:59:37.536
5 -	1:15.749	+ 2.321	9:53:23.672	11 -	1:13.794	+ 0.366	10:00:51.330
6 -	1:15.232	+ 1.804	9:54:38.904				
29	Mark SMITH		B BMW E90 M3				
1 -	1:11.226	+ 1.100	9:47:39.303	7 -	1:10.126		9:54:44.032
2 -	1:10.585	+ 0.459	9:48:49.888	8 -	1:12.187	+ 2.061	9:55:56.219
3 -	1:10.740	+ 0.614	9:50:00.628	9 -	1:12.084	+ 1.958	9:57:08.303
4 -	1:11.352	+ 1.226	9:51:11.980	10 -	1:13.445	+ 3.319	9:58:21.748
5 -	1:11.602	+ 1.476	9:52:23.582	11 -	1:20.378 P	+ 10.252	9:59:42.126
6 -	1:10.324	+ 0.198	9:53:33.906				

Weather / Track : Cloudy / Dry

Oulton Park Fosters
Circuit Length = 1.6540 miles
Start: 09:45 End: 10:01

Kumho BMW Championship

QUALIFYING - RACE 3 - LAP ANALYSIS

32	Rodger CARD	B BMW E30 M3					
1 -	1:18.583	+ 8.463	9:48:07.244	6 -	1:10.671	+ 0.551	9:54:11.737
2 -	1:11.740	+ 1.620	9:49:18.984	7 -	1:10.120		9:55:21.857
3 -	1:10.923	+ 0.803	9:50:29.907	8 -	1:11.837	+ 1.717	9:56:33.694
4 -	1:11.773	+ 1.653	9:51:41.680	9 -	1:10.278	+ 0.158	9:57:43.972
5 -	1:19.386	+ 9.266	9:53:01.066	10 -	1:16.787 P	+ 6.667	9:59:00.759
41	Stuart LAWS	B BMW E36 M3					
1 -	1:14.763	+ 3.105	9:48:04.503	7 -	1:11.880	+ 0.222	9:55:17.540
2 -	1:12.269	+ 0.611	9:49:16.772	8 -	1:12.625	+ 0.967	9:56:30.165
3 -	1:11.658		9:50:28.430	9 -	1:11.958	+ 0.300	9:57:42.123
4 -	1:12.911	+ 1.253	9:51:41.341	10 -	1:13.952	+ 2.294	9:58:56.075
5 -	1:12.499	+ 0.841	9:52:53.840	11 -	1:12.536	+ 0.878	10:00:08.611
6 -	1:11.820	+ 0.162	9:54:05.660				
42	Thomas KNIGHT	I BMW E36 M3					
1 -	1:07.998	+ 0.981	9:47:29.111	7 -	1:13.753	+ 6.736	9:54:35.084
2 -	1:14.816	+ 7.799	9:48:43.927	8 -	1:07.709	+ 0.692	9:55:42.793
3 -	1:07.030	+ 0.013	9:49:50.957	9 -	1:22.130	+ 15.113	9:57:04.923
4 -	1:12.581	+ 5.564	9:51:03.538	10 -	1:08.112	+ 1.095	9:58:13.035
5 -	1:07.017		9:52:10.555	11 -	1:07.947	+ 0.930	9:59:20.982
6 -	1:10.776	+ 3.759	9:53:21.331	12 -	1:29.101	+ 22.084	10:00:50.083
50	Peter MILLER	C BMW E36 328i					
1 -	1:20.073	+ 3.903	9:48:27.675	6 -	1:16.688	+ 0.518	9:55:03.369
2 -	1:19.677	+ 3.507	9:49:47.352	7 -	1:16.567	+ 0.397	9:56:19.936
3 -	1:19.853	+ 3.683	9:51:07.205	8 -	1:16.170		9:57:36.106
4 -	1:18.689	+ 2.519	9:52:25.894	9 -	1:20.007	+ 3.837	9:58:56.113
5 -	1:20.787	+ 4.617	9:53:46.681	10 -	1:18.541	+ 2.371	10:00:14.654
55	Simon HUDSON	C BMW E30					
1 -	1:18.867	+ 7.455	9:48:10.198	7 -	1:13.320	+ 1.908	9:55:28.732
2 -	1:15.629	+ 4.217	9:49:25.827	8 -	1:11.888	+ 0.476	9:56:40.620
3 -	1:12.666	+ 1.254	9:50:38.493	9 -	1:12.234	+ 0.822	9:57:52.854
4 -	1:11.412		9:51:49.905	10 -	1:13.915	+ 2.503	9:59:06.769
5 -	1:13.915	+ 2.503	9:53:03.820	11 -	1:14.557	+ 3.145	10:00:21.326
6 -	1:11.592	+ 0.180	9:54:15.412				
69	James FORD	D BMW E36 318ti					
1 -	1:21.292	+ 5.000	9:48:32.006	6 -	1:18.847	+ 2.555	9:55:07.011
2 -	1:20.125	+ 3.833	9:49:52.131	7 -	1:16.292		9:56:23.303
3 -	1:18.472	+ 2.180	9:51:10.603	8 -	1:18.103	+ 1.811	9:57:41.406
4 -	1:17.256	+ 0.964	9:52:27.859	9 -	1:21.037	+ 4.745	9:59:02.443
5 -	1:20.305	+ 4.013	9:53:48.164	10 -	1:18.714	+ 2.422	10:00:21.157
70	Robert SALISBURY	D BMW 318is					
1 -	1:23.116	+ 9.127	9:48:14.771	6 -	1:17.960	+ 3.971	9:54:34.431
2 -	1:17.795	+ 3.806	9:49:32.566	7 -	1:18.823	+ 4.834	9:55:53.254
3 -	1:15.457	+ 1.468	9:50:48.023	8 -	1:20.319	+ 6.330	9:57:13.573
4 -	1:13.989		9:52:02.012	9 -	1:21.979 P	+ 7.990	9:58:35.552
5 -	1:14.459	+ 0.470	9:53:16.471				
71	Sean FOLEY	D BMW 318 is					
1 -	1:27.398	+ 11.462	9:48:50.116	6 -	1:16.882	+ 0.946	9:55:20.020
2 -	1:19.855	+ 3.919	9:50:09.971	7 -	1:17.108	+ 1.172	9:56:37.128
3 -	1:19.127	+ 3.191	9:51:29.098	8 -	1:18.445	+ 2.509	9:57:55.573
4 -	1:15.936		9:52:45.034	9 -	1:17.223	+ 1.287	9:59:12.796
5 -	1:18.104	+ 2.168	9:54:03.138	10 -	1:18.097	+ 2.161	10:00:30.893
73	John JONES	I BMW 318is					
1 -	1:32.207	+ 5.906	9:54:42.191	3 -	1:26.413	+ 0.112	9:57:34.905

Weather / Track : Cloudy / Dry

Oulton Park Fosters
Circuit Length = 1.6540 miles
Start: 09:45 End: 10:01

Kumho BMW Championship

QUALIFYING - RACE 3 - LAP ANALYSIS

2 -	1:26.301		9:56:08.492	4 -	1:40.819 P	+ 14.518	9:59:15.724
74	Ralph KIRK D BMW 318is						
1 -	1:26.309	+ 7.082	9:48:48.582	5 -	1:19.820	+ 0.593	9:54:13.268
2 -	1:21.245	+ 2.018	9:50:09.827	6 -	1:19.692	+ 0.465	9:55:32.960
3 -	1:22.034	+ 2.807	9:51:31.861	7 -	1:19.227		9:56:52.187
4 -	1:21.587	+ 2.360	9:52:53.448				
76	Douglas SIMMEN D BMW 318is						
1 -	1:31.419	+ 6.392	9:48:52.122	6 -	1:26.315	+ 1.288	9:56:09.525
2 -	1:27.043	+ 2.016	9:50:19.165	7 -	1:25.027		9:57:34.552
3 -	1:25.254	+ 0.227	9:51:44.419	8 -	1:27.869	+ 2.842	9:59:02.421
4 -	1:26.516	+ 1.489	9:53:10.935	9 -	1:26.127	+ 1.100	10:00:28.548
5 -	1:32.275	+ 7.248	9:54:43.210				
77	John BRABBIN D BMW 318						
1 -	1:26.510	+ 9.809	9:48:47.935	6 -	1:16.701		9:55:18.641
2 -	1:20.554	+ 3.853	9:50:08.489	7 -	1:17.836	+ 1.135	9:56:36.477
3 -	1:18.013	+ 1.312	9:51:26.502	8 -	1:17.631	+ 0.930	9:57:54.108
4 -	1:17.422	+ 0.721	9:52:43.924	9 -	1:18.413	+ 1.712	9:59:12.521
5 -	1:18.016	+ 1.315	9:54:01.940	10 -	1:20.941	+ 4.240	10:00:33.462
78	Darren FIELDING D BMW 318 compact						
1 -	1:25.752	+ 11.067	9:48:20.051	7 -	1:14.820	+ 0.135	9:55:55.855
2 -	1:15.790	+ 1.105	9:49:35.841	8 -	1:17.352	+ 2.667	9:57:13.207
3 -	1:14.685		9:50:50.526	9 -	1:14.838	+ 0.153	9:58:28.045
4 -	1:14.917	+ 0.232	9:52:05.443	10 -	1:14.820	+ 0.135	9:59:42.865
5 -	1:19.647	+ 4.962	9:53:25.090	11 -	1:15.103	+ 0.418	10:00:57.968
6 -	1:15.945	+ 1.260	9:54:41.035				
79	Karl SKITT D BMW 318 compact						
1 -	1:18.442	+ 3.960	9:48:09.678	6 -	1:15.764	+ 1.282	9:54:27.214
2 -	1:15.196	+ 0.714	9:49:24.874	7 -	1:15.178	+ 0.696	9:55:42.392
3 -	1:17.163	+ 2.681	9:50:42.037	8 -	1:14.761	+ 0.279	9:56:57.153
4 -	1:14.931	+ 0.449	9:51:56.968	9 -	1:37.486	+ 23.004	9:58:34.639
5 -	1:14.482		9:53:11.450	10 -	1:24.784 P	+ 10.302	9:59:59.423
81	Richard BACON D BMW E36 318i						
1 -	1:21.449	+ 7.945	9:48:20.941	7 -	1:18.296	+ 4.792	9:56:02.376
2 -	1:20.897	+ 7.393	9:49:41.838	8 -	1:19.013	+ 5.509	9:57:21.389
3 -	1:14.411	+ 0.907	9:50:56.249	9 -	1:14.247	+ 0.743	9:58:35.636
4 -	1:13.504		9:52:09.753	10 -	1:22.801	+ 9.297	9:59:58.437
5 -	1:20.774	+ 7.270	9:53:30.527	11 -	1:14.057	+ 0.553	10:01:12.494
6 -	1:13.553	+ 0.049	9:54:44.080				
83	Matthew FIELDING D BMW 318 Coupe						
1 -	1:18.116	+ 5.128	9:48:24.246	7 -	1:15.348	+ 2.360	9:55:57.100
2 -	1:15.190	+ 2.202	9:49:39.436	8 -	1:14.691	+ 1.703	9:57:11.791
3 -	1:15.056	+ 2.068	9:50:54.492	9 -	1:13.947	+ 0.959	9:58:25.738
4 -	1:14.721	+ 1.733	9:52:09.213	10 -	1:12.988		9:59:38.726
5 -	1:16.343	+ 3.355	9:53:25.556	11 -	1:14.563	+ 1.575	10:00:53.289
6 -	1:16.196	+ 3.208	9:54:41.752				
84	Philip GRAYSON D BMW 318is						
1 -	1:25.472	+ 10.332	9:48:35.473	6 -	1:17.685	+ 2.545	9:55:06.184
2 -	1:21.527	+ 6.387	9:49:57.000	7 -	1:15.370	+ 0.230	9:56:21.554
3 -	1:17.692	+ 2.552	9:51:14.692	8 -	1:15.362	+ 0.222	9:57:36.916
4 -	1:15.140		9:52:29.832	9 -	1:22.141	+ 7.001	9:58:59.057
5 -	1:18.667	+ 3.527	9:53:48.499	10 -	1:16.838	+ 1.698	10:00:15.895
87	Roger LAVENDER I BMW						
1 -	1:20.811	+ 2.388	9:48:25.751	6 -	1:18.714	+ 0.291	9:55:13.747

Weather / Track : Cloudy / Dry

Oulton Park Fosters
Circuit Length = 1.6540 miles
Start: 09:45 End: 10:01

Kumho BMW Championship

QUALIFYING - RACE 3 - LAP ANALYSIS


2 -	1:20.758	+ 2.335	9:49:46.509	7 -	1:18.423		9:56:32.170
3 -	1:18.846	+ 0.423	9:51:05.355	8 -	1:18.897	+ 0.474	9:57:51.067
4 -	1:18.972	+ 0.549	9:52:24.327	9 -	1:18.966	+ 0.543	9:59:10.033
5 -	1:30.706	+ 12.283	9:53:55.033	10 -	1:20.368	+ 1.945	10:00:30.401
88	Paul BELLAMY D BMW 318is						
1 -	1:18.371	+ 4.543	9:47:56.102	7 -	1:14.178	+ 0.350	9:55:33.559
2 -	1:14.634	+ 0.806	9:49:10.736	8 -	1:14.661	+ 0.833	9:56:48.220
3 -	1:13.828		9:50:24.564	9 -	1:14.408	+ 0.580	9:58:02.628
4 -	1:14.279	+ 0.451	9:51:38.843	10 -	1:14.187	+ 0.359	9:59:16.815
5 -	1:26.637	+ 12.809	9:53:05.480	11 -	1:21.887	+ 8.059	10:00:38.702
6 -	1:13.901	+ 0.073	9:54:19.381				
89	Thomas HOULBROOK I BMW E36 M3						
1 -	1:22.546	+ 2.122	9:48:14.875	5 -	1:21.724	+ 1.300	9:55:57.276
2 -	1:31.725 P	+ 11.301	9:49:46.600	6 -	1:20.424		9:57:17.700
3 -	3:22.511	+ 2:02.087	9:53:09.111	7 -	1:25.662 P	+ 5.238	9:58:43.362
4 -	1:26.441	+ 6.017	9:54:35.552				
91	Darren BECKLY D BMW E36 Coupe						
1 -	1:31.758	+ 12.994	9:48:53.616	6 -	1:20.538	+ 1.774	9:55:34.332
2 -	1:21.302	+ 2.538	9:50:14.918	7 -	1:19.896	+ 1.132	9:56:54.228
3 -	1:18.764		9:51:33.682	8 -	1:20.447	+ 1.683	9:58:14.675
4 -	1:20.213	+ 1.449	9:52:53.895	9 -	1:20.425	+ 1.661	9:59:35.100
5 -	1:19.899	+ 1.135	9:54:13.794	10 -	1:21.071	+ 2.307	10:00:56.171
96	Karl JONES I BMW compact						
1 -	1:20.329	+ 3.523	9:48:28.601	6 -	1:17.668	+ 0.862	9:55:07.602
2 -	1:22.386	+ 5.580	9:49:50.987	7 -	1:17.456	+ 0.650	9:56:25.058
3 -	1:16.806		9:51:07.793	8 -	1:17.160	+ 0.354	9:57:42.218
4 -	1:16.945	+ 0.139	9:52:24.738	9 -	1:27.745	+ 10.939	9:59:09.963
5 -	1:25.196	+ 8.390	9:53:49.934	10 -	1:22.033	+ 5.227	10:00:31.996

Weather / Track : Cloudy / Dry

Oulton Park Fosters
Circuit Length = 1.6540 miles
Start: 09:45 End: 10:01

Kumho BMW Championship

RACE 3 - GRID

ROW 15	1:25.027 76 Douglas SIMMEN	1:26.301 73 John JONES
ROW 14	1:19.227 74 Ralph KIRK	1:20.424 89 Thomas HOULBROOK
ROW 13	1:18.423 87 Roger LAVENDER	1:18.764 91 Darren BECKLY
ROW 12	1:16.701 77 John BRABBIN	1:16.806 96 Karl JONES
ROW 11	1:16.170 50 Peter MILLER	1:16.292 69 James FORD
ROW 10	1:15.140 84 Philip GRAYSON	1:15.936 71 Sean FOLEY
ROW 9	1:14.482 79 Karl SKITT	1:14.685 78 Darren FIELDING
ROW 8	1:13.828 88 Paul BELLAMY	1:13.989 70 Robert SALISBURY
ROW 7	1:13.428 28 Adrian GILBERT	1:13.504 81 Richard BACON
ROW 6	1:12.988 83 Matthew FIELDING	1:13.379 8 Graham HEARD
ROW 5	1:11.412 55 Simon HUDSON	1:11.658 41 Stuart LAWS
ROW 4	1:10.126 29 Mark SMITH	1:10.153 4 Colin WHITMORE
ROW 3	1:09.914 21 James CARD	1:10.120 32 Rodger CARD
ROW 2	1:07.017 42 Thomas KNIGHT	1:07.450 6 Stephen PEARSON
ROW 1	1:06.378 2 Garrie WHITTAKER	1:06.905 11 David KEMPTON
Pole		
		

Oulton Park Fosters
Circuit Length = 1.6540 miles

These results are provisional until the conclusion of any judicial and technical matters.

Clerk of Course :		Timekeeper :
-------------------	--	--------------

CNC Heads Sports/Saloon Championship

QUALIFYING - RACE 4 - CLASSIFICATION

POS	NO	CL	NAME	ENTRY	TIME	ON	LAPS	GAP	DIFF	MPH
1	6	C	Danny KEENAN	MK Indy RR	1:03.877	7	8			93.21
2	1	D	Paul DOBSON	Mazda RX7	1:04.251	6	7	0.374	0.374	92.67
3	26	B	Cam FORBES	Westfield SEiW	1:04.344	9	12	0.467	0.093	92.54
4	4	A	Simon ALLAWAY	Lotus Daytona Esprit V8	1:04.866	8	10	0.989	0.522	91.79
5	2	C	Robert SPENCER	Stuart Taylor Locosaki	1:05.238	11	12	1.361	0.372	91.27
6	123	A	Ric WOOD	V8 Star	1:05.440	8	9	1.563	0.202	90.99
7	41	C	Daniel WAINWRIGHT	MK Indy RR	1:05.779	8	12	1.902	0.339	90.52
8	12	D	Dennis CROMPTON	BMW E36 M3	1:06.751	4	12	2.874	0.972	89.20
9	48	C	Walter BELL	Spire GTR	1:07.457	11	12	3.580	0.706	88.27
10	18	B	Mark HOPPER	Lotus Elan	1:09.492	4	6	5.615	2.035	85.68
11	14	E	Steven HIBBERT	Lotus Sport Elise	1:10.723	10	11	6.846	1.231	84.19
12	46	B	Brian DEAN	Westfield SE	1:10.959	3	4	7.082	0.236	83.91
13	29	D	Mike HURST	Vauxhall Vectra	1:11.327	5	6	7.450	0.368	83.48
14	62	A	Paul SAMPSON	Volvo Grand National Coupe	1:12.288	8	9	8.411	0.961	82.37
15	3	F	Paul INGRAM	Ford Fiesta	1:12.320	5	9	8.443	0.032	82.33
16	39	F	Jamie CRYER	Ford Fiesta	1:13.199	7	11	9.322	0.879	81.34
17	63	B	Richard HALL	Ginetta G20	1:14.089	6	11	10.212	0.890	80.36
18	24	D	Ralph UNDERWOOD	Triumph TR7 V8	1:14.612	7	10	10.735	0.523	79.80
19	95	B	Paul WOOLFITT	Zcars Mini	1:15.091	1	3	11.214	0.479	79.29
20	37	F	Brian ALLEN	Ford Fiesta XR2i	1:18.959	5	10	15.082	3.868	75.41
21	79	A	Steve ROWLES	Eurocar V8		0	0			

CAR 62 - NO WORKING TRANSPONDER YOU MUST FIX FOR RACE

Weather / Track : Cloudy / Dry

These results are provisional until the conclusion of any judicial and technical matters.

Oulton Park Fosters

Circuit Length = 1.6540 miles

Start: 10:07 End: 10:23

Clerk of Course :

Timekeeper :

CNC Heads Sports/Saloon Championship

QUALIFYING - RACE 4 - LAP ANALYSIS

1	Paul DOBSON		D Mazda RX7				
1 -	1:11.497	+ 7.246	10:09:56.787	5 -	1:13.877	+ 9.626	10:14:37.750
2 -	1:10.734	+ 6.483	10:11:07.521	6 -	1:04.251		10:15:42.001
3 -	1:08.611	+ 4.360	10:12:16.132	7 -	1:20.257 P	+ 16.006	10:17:02.258
4 -	1:07.741	+ 3.490	10:13:23.873				
2	Robert SPENCER		C Stuart Taylor Locosaki				
1 -	1:09.213	+ 3.975	10:09:49.844	7 -	1:11.470	+ 6.232	10:16:38.390
2 -	1:09.206	+ 3.968	10:10:59.050	8 -	1:05.593	+ 0.355	10:17:43.983
3 -	1:06.594	+ 1.356	10:12:05.644	9 -	1:05.341	+ 0.103	10:18:49.324
4 -	1:06.306	+ 1.068	10:13:11.950	10 -	1:05.926	+ 0.688	10:19:55.250
5 -	1:09.348	+ 4.110	10:14:21.298	11 -	1:05.238		10:21:00.488
6 -	1:05.622	+ 0.384	10:15:26.920	12 -	1:05.560	+ 0.322	10:22:06.048
3	Paul INGRAM		F Ford Fiesta				
1 -	1:21.493	+ 9.173	10:10:38.214	6 -	1:13.728	+ 1.408	10:16:50.840
2 -	1:18.599	+ 6.279	10:11:56.813	7 -	1:13.114	+ 0.794	10:18:03.954
3 -	1:13.978	+ 1.658	10:13:10.791	8 -	1:12.404	+ 0.084	10:19:16.358
4 -	1:14.001	+ 1.681	10:14:24.792	9 -	1:19.974 P	+ 7.654	10:20:36.332
5 -	1:12.320		10:15:37.112				
4	Simon ALLAWAY		A Lotus Daytona Esprit V8				
1 -	1:09.984	+ 5.118	10:09:54.090	6 -	1:06.556	+ 1.690	10:15:40.346
2 -	1:12.004	+ 7.138	10:11:06.094	7 -	1:07.810	+ 2.944	10:16:48.156
3 -	1:09.500	+ 4.634	10:12:15.594	8 -	1:04.866		10:17:53.022
4 -	1:07.919	+ 3.053	10:13:23.513	9 -	1:05.147	+ 0.281	10:18:58.169
5 -	1:10.277	+ 5.411	10:14:33.790	10 -	1:27.092 P	+ 22.226	10:20:25.261
6	Danny KEENAN		C MK Indy RR				
1 -	1:10.703	+ 6.826	10:09:37.761	5 -	1:05.035	+ 1.158	10:14:00.490
2 -	1:06.802	+ 2.925	10:10:44.563	6 -	1:04.330	+ 0.453	10:15:04.820
3 -	1:05.619	+ 1.742	10:11:50.182	7 -	1:03.877		10:16:08.697
4 -	1:05.273	+ 1.396	10:12:55.455	8 -	1:40.456 P	+ 36.579	10:17:49.153
12	Dennis CROMPTON		D BMW E36 M3				
1 -	1:07.677	+ 0.926	10:09:46.324	7 -	1:07.021	+ 0.270	10:16:33.257
2 -	1:06.834	+ 0.083	10:10:53.158	8 -	1:07.570	+ 0.819	10:17:40.827
3 -	1:07.219	+ 0.468	10:12:00.377	9 -	1:06.993	+ 0.242	10:18:47.820
4 -	1:06.751		10:13:07.128	10 -	1:06.841	+ 0.090	10:19:54.661
5 -	1:12.163	+ 5.412	10:14:19.291	11 -	1:17.328	+ 10.577	10:21:11.989
6 -	1:06.945	+ 0.194	10:15:26.236	12 -	1:31.602 P	+ 24.851	10:22:43.591
14	Steven HIBBERT		E Lotus Sport Elise				
1 -	1:21.771	+ 11.048	10:10:37.316	7 -	1:11.535	+ 0.812	10:18:05.048
2 -	1:15.233	+ 4.510	10:11:52.549	8 -	1:11.289	+ 0.566	10:19:16.337
3 -	1:16.048	+ 5.325	10:13:08.597	9 -	1:14.008	+ 3.285	10:20:30.345
4 -	1:16.278	+ 5.555	10:14:24.875	10 -	1:10.723		10:21:41.068
5 -	1:15.233	+ 4.510	10:15:40.108	11 -	1:10.984	+ 0.261	10:22:52.052
6 -	1:13.405	+ 2.682	10:16:53.513				
18	Mark HOPPER		B Lotus Elan				
1 -	1:19.761	+ 10.269	10:10:35.894	4 -	1:09.492		10:14:07.885
2 -	1:12.214	+ 2.722	10:11:48.108	5 -	1:14.771 P	+ 5.279	10:15:22.656
3 -	1:10.285	+ 0.793	10:12:58.393	6 -	7:20.632	+ 6:11.140	10:22:43.288
24	Ralph UNDERWOOD		D Triumph TR7 V8				
1 -	1:19.071	+ 4.459	10:10:50.093	6 -	1:15.556	+ 0.944	10:17:12.776
2 -	1:17.582	+ 2.970	10:12:07.675	7 -	1:14.612		10:18:27.388
3 -	1:15.705	+ 1.093	10:13:23.380	8 -	1:16.392	+ 1.780	10:19:43.780
4 -	1:17.775	+ 3.163	10:14:41.155	9 -	1:15.440	+ 0.828	10:20:59.220
5 -	1:16.065	+ 1.453	10:15:57.220	10 -	1:16.223	+ 1.611	10:22:15.443

CAR 62 - NO WORKING TRANSPONDER YOU MUST FIX FOR RACE

Weather / Track : Cloudy / Dry

Oulton Park Fosters
Circuit Length = 1.6540 miles
Start: 10:07 End: 10:23

CNC Heads Sports/Saloon Championship

QUALIFYING - RACE 4 - LAP ANALYSIS

26	Cam FORBES		B Westfield SEiW				
1 -	1:13.027	+ 8.683	10:09:52.713	7 -	1:16.119	+ 11.775	10:16:42.515
2 -	1:07.600	+ 3.256	10:11:00.313	8 -	1:04.945	+ 0.601	10:17:47.460
3 -	1:05.396	+ 1.052	10:12:05.709	9 -	1:04.344		10:18:51.804
4 -	1:04.824	+ 0.480	10:13:10.533	10 -	1:04.800	+ 0.456	10:19:56.604
5 -	1:09.233	+ 4.889	10:14:19.766	11 -	1:06.554	+ 2.210	10:21:03.158
6 -	1:06.630	+ 2.286	10:15:26.396	12 -	1:05.505	+ 1.161	10:22:08.663
29	Mike HURST		D Vauxhall Vectra				
1 -	1:16.156	+ 4.829	10:10:38.824	4 -	1:16.192	+ 4.865	10:14:22.303
2 -	1:14.536	+ 3.209	10:11:53.360	5 -	1:11.327		10:15:33.630
3 -	1:12.751	+ 1.424	10:13:06.111	6 -	1:26.141 P	+ 14.814	10:16:59.771
37	Brian ALLEN		F Ford Fiesta XR2i				
1 -	1:21.662	+ 2.703	10:10:05.379	6 -	1:21.522	+ 2.563	10:16:47.666
2 -	1:21.493	+ 2.534	10:11:26.872	7 -	1:21.193	+ 2.234	10:18:08.859
3 -	1:20.114	+ 1.155	10:12:46.986	8 -	1:20.055	+ 1.096	10:19:28.914
4 -	1:20.199	+ 1.240	10:14:07.185	9 -	1:20.165	+ 1.206	10:20:49.079
5 -	1:18.959		10:15:26.144	10 -	1:22.299	+ 3.340	10:22:11.378
39	Jamie CRYER		F Ford Fiesta				
1 -	1:14.321	+ 1.122	10:09:47.693	7 -	1:13.199		10:17:11.186
2 -	1:13.340	+ 0.141	10:11:01.033	8 -	1:13.542	+ 0.343	10:18:24.728
3 -	1:13.679	+ 0.480	10:12:14.712	9 -	1:13.437	+ 0.238	10:19:38.165
4 -	1:15.730	+ 2.531	10:13:30.442	10 -	1:13.227	+ 0.028	10:20:51.392
5 -	1:14.113	+ 0.914	10:14:44.555	11 -	1:13.376	+ 0.177	10:22:04.768
6 -	1:13.432	+ 0.233	10:15:57.987				
41	Daniel WAINWRIGHT		C MK Indy RR				
1 -	1:11.513	+ 5.734	10:10:28.455	7 -	1:08.353	+ 2.574	10:17:23.880
2 -	1:08.141	+ 2.362	10:11:36.596	8 -	1:05.779		10:18:29.659
3 -	1:07.335	+ 1.556	10:12:43.931	9 -	1:06.851	+ 1.072	10:19:36.510
4 -	1:08.156	+ 2.377	10:13:52.087	10 -	1:06.032	+ 0.253	10:20:42.542
5 -	1:16.436	+ 10.657	10:15:08.523	11 -	1:06.220	+ 0.441	10:21:48.762
6 -	1:07.004	+ 1.225	10:16:15.527	12 -	1:06.828	+ 1.049	10:22:55.590
46	Brian DEAN		B Westfield SE				
1 -	1:18.284	+ 7.325	10:10:31.672	3 -	1:10.959		10:12:55.029
2 -	1:12.398	+ 1.439	10:11:44.070	4 -	2:00.702 P	+ 49.743	10:14:55.731
48	Walter BELL		C Spire GTR				
1 -	1:16.911	+ 9.454	10:10:15.831	7 -	1:10.284	+ 2.827	10:17:24.552
2 -	1:14.133	+ 6.676	10:11:29.964	8 -	1:07.940	+ 0.483	10:18:32.492
3 -	1:12.758	+ 5.301	10:12:42.722	9 -	1:08.543	+ 1.086	10:19:41.035
4 -	1:11.832	+ 4.375	10:13:54.554	10 -	1:07.526	+ 0.069	10:20:48.561
5 -	1:10.315	+ 2.858	10:15:04.869	11 -	1:07.457		10:21:56.018
6 -	1:09.399	+ 1.942	10:16:14.268	12 -	1:08.002	+ 0.545	10:23:04.020
62	Paul SAMPSON		A Volvo Grand National Coupe				
1 -	1:18.868	+ 6.580	10:10:35.429	6 -	1:14.093	+ 1.805	10:16:48.313
2 -	1:16.342	+ 4.054	10:11:51.771	7 -	1:13.255	+ 0.967	10:18:01.568
3 -	1:13.808	+ 1.520	10:13:05.579	8 -	1:12.288		10:19:13.856
4 -	1:16.204	+ 3.916	10:14:21.783	9 -	1:28.931 P	+ 16.643	10:20:42.787
5 -	1:12.437	+ 0.149	10:15:34.220				
63	Richard HALL		B Ginetta G20				
1 -	1:16.352	+ 2.263	10:10:06.392	7 -	1:15.056	+ 0.967	10:17:42.195
2 -	1:20.198	+ 6.109	10:11:26.590	8 -	1:14.467	+ 0.378	10:18:56.662
3 -	1:14.989	+ 0.900	10:12:41.579	9 -	1:15.270	+ 1.181	10:20:11.932
4 -	1:16.306	+ 2.217	10:13:57.885	10 -	1:15.267	+ 1.178	10:21:27.199
5 -	1:15.165	+ 1.076	10:15:13.050	11 -	1:15.133	+ 1.044	10:22:42.332

CAR 62 - NO WORKING TRANSPONDER YOU MUST FIX FOR RACE

Weather / Track : Cloudy / Dry

Oulton Park Fosters
Circuit Length = 1.6540 miles
Start: 10:07 End: 10:23

CNC Heads Sports/Saloon Championship
QUALIFYING - RACE 4 - LAP ANALYSIS

6 -	1:14.089		10:16:27.139			
79	Steve ROWLES		A Eurocar V8			
95	Paul WOOLFITT		B Zcars Mini			
1 -	1:15.091		10:10:17.994	3 -	1:34.710 P	10:13:08.297
2 -	1:15.593	+ 0.502	10:11:33.587		+ 19.619	
123	Ric WOOD		A V8 Star			
1 -	1:10.660	+ 5.220	10:09:41.436	6 -	1:13.409 P	10:15:43.392
2 -	1:29.542	+ 24.102	10:11:10.978	7 -	2:29.122	10:18:12.514
3 -	1:06.863	+ 1.423	10:12:17.841	8 -	1:05.440	10:19:17.954
4 -	1:06.159	+ 0.719	10:13:24.000	9 -	1:26.846 P	10:20:44.800
5 -	1:05.983	+ 0.543	10:14:29.983		+ 21.406	


CAR 62 - NO WORKING TRANSPONDER YOU MUST FIX FOR RACE

Weather / Track : Cloudy / Dry

Oulton Park Fosters
 Circuit Length = 1.6540 miles
 Start: 10:07 End: 10:23

CNC Heads Sports/Saloon Championship

RACE 4 - GRID - AMENDED

ROW 11	0.000 79 Steve ROWLES	85 Anthony HAYES
ROW 10	1:15.091 95 Paul WOOLFITT	1:18.959 37 Brian ALLEN
ROW 9	1:14.089 63 Richard HALL	1:14.612 24 Ralph UNDERWOOD
ROW 8	1:12.320 3 Paul INGRAM	1:13.199 39 Jamie CRYER
ROW 7	1:11.327 29 Mike HURST	1:12.288 62 Paul SAMPSON
ROW 6	1:10.723 14 Steven HIBBERT	1:10.959 46 Brian DEAN
ROW 5	1:07.457 48 Walter BELL	1:09.492 18 Mark HOPPER
ROW 4	1:05.779 41 Daniel WAINWRIGHT	1:06.751 12 Dennis CROMPTON
ROW 3	1:05.238 2 Robert SPENCER	1:05.440 123 Ric WOOD
ROW 2	1:04.344 26 Cam FORBES	1:04.866 4 Simon ALLAWAY
ROW 1	1:03.877 6 Danny KEENAN	1:04.251 1 Paul DOBSON
Pole		
		

CAR 85 - BACK OF GRID

Oulton Park Fosters
Circuit Length = 1.6540 miles

These results are provisional until the conclusion of any judicial and technical matters.

Clerk of Course :	Timekeeper :
-------------------	--------------

URS Classic Formula Ford 2000 Championship
QUALIFYING - RACE 6 - CLASSIFICATION

POS	NO	CL	NAME	ENTRY	TIME	ON	LAPS	GAP	DIFF	MPH
1	1	A	Ian PEARSON	Van Diemen RF83	1:02.928	13	14			94.62
2	66	A	Nigel CORRY	Van Diemen RF82	1:03.267	14	15	0.339	0.339	94.11
3	18	A	Tom POPE	Van Diemen RF82	1:03.486	5	5	0.558	0.219	93.79
4	19	A	Scott TEMPLE	Van Diemen RF82	1:03.936	14	15	1.008	0.450	93.13
5	4	A	Richard WALLINGTON	Van Diemen RF83	1:04.130	15	15	1.202	0.194	92.85
6	55	A	Jon FINCH	Van Diemen RF82	1:04.249	14	15	1.321	0.119	92.67
7	72	A	Andrew STORER	Van Diemen RF82	1:04.320	13	15	1.392	0.071	92.57
8	98	A	Rodney TOFT	Van Diemen RF82	1:04.998	8	14	2.070	0.678	91.61
9	45	A	Robert PEARSON	Van Diemen RF82	1:05.228	9	14	2.300	0.230	91.28

Weather / Track : Bright / Dry
 These results are provisional until the conclusion of any judicial and technical matters.

Oulton Park Fosters
 Circuit Length = 1.6540 miles
 Start: 10:34 End: 11:12

Clerk of Course :		Timekeeper :
-------------------	--	--------------

URS Classic Formula Ford 2000 Championship

QUALIFYING - RACE 6 - LAP ANALYSIS

1	Ian PEARSON		A Van Diemen RF83				
1 -	1:07.832	+ 4.904	10:36:40.172	8 -	1:03.289	+ 0.361	11:05:02.885
2 -	1:06.432	+ 3.504	10:37:46.604	9 -	1:03.149	+ 0.221	11:06:06.034
3 -	1:03.577	+ 0.649	10:38:50.181	10 -	1:06.103 P	+ 3.175	11:07:12.137
4 -	1:03.129	+ 0.201	10:39:53.310	11 -	1:27.827	+ 24.899	11:08:39.964
5 -	1:07.632 P	+ 4.704	10:41:00.942	12 -	1:03.474	+ 0.546	11:09:43.438
6 -	21:54.742	+ 20:51.814	11:02:55.684	13 -	1:02.928		11:10:46.366
7 -	1:03.912	+ 0.984	11:03:59.596	14 -	1:03.077	+ 0.149	11:11:49.443
4	Richard WALLINGTON		A Van Diemen RF83				
1 -	1:07.840	+ 3.710	10:36:39.656	9 -	1:06.261	+ 2.131	11:05:38.928
2 -	1:09.309	+ 5.179	10:37:48.965	10 -	1:04.621	+ 0.491	11:06:43.549
3 -	1:05.800	+ 1.670	10:38:54.765	11 -	1:04.143	+ 0.013	11:07:47.692
4 -	1:05.626	+ 1.496	10:40:00.391	12 -	1:04.410	+ 0.280	11:08:52.102
5 -	1:04.698	+ 0.568	10:41:05.089	13 -	1:04.796	+ 0.666	11:09:56.898
6 -	1:04.685	+ 0.555	10:42:09.774	14 -	1:04.658	+ 0.528	11:11:01.556
7 -	21:17.208	+ 20:13.078	11:03:26.982	15 -	1:04.130		11:12:05.686
8 -	1:05.685	+ 1.555	11:04:32.667				
18	Tom POPE		A Van Diemen RF82				
1 -	1:04.061	+ 0.575	10:36:47.101	4 -	1:04.172	+ 0.686	10:39:59.430
2 -	1:04.181	+ 0.695	10:37:51.282	5 -	1:03.486		10:41:02.916
3 -	1:03.976	+ 0.490	10:38:55.258				
19	Scott TEMPLE		A Van Diemen RF82				
1 -	1:08.471	+ 4.535	10:36:45.666	9 -	1:04.832	+ 0.896	11:05:19.243
2 -	1:06.492	+ 2.556	10:37:52.158	10 -	1:04.357	+ 0.421	11:06:23.600
3 -	1:06.025	+ 2.089	10:38:58.183	11 -	1:04.251	+ 0.315	11:07:27.851
4 -	1:04.992	+ 1.056	10:40:03.175	12 -	1:04.159	+ 0.223	11:08:32.010
5 -	1:04.553	+ 0.617	10:41:07.728	13 -	1:04.928	+ 0.992	11:09:36.938
6 -	1:04.438	+ 0.502	10:42:12.166	14 -	1:03.936		11:10:40.874
7 -	20:57.145	+ 19:53.209	11:03:09.311	15 -	1:03.971	+ 0.035	11:11:44.845
8 -	1:05.100	+ 1.164	11:04:14.411				
45	Robert PEARSON		A Van Diemen RF82				
1 -	1:11.225	+ 5.997	10:36:42.723	8 -	1:06.901	+ 1.673	11:05:34.830
2 -	1:08.446	+ 3.218	10:37:51.169	9 -	1:05.228		11:06:40.058
3 -	1:07.301	+ 2.073	10:38:58.470	10 -	1:22.436	+ 17.208	11:08:02.494
4 -	1:06.710	+ 1.482	10:40:05.180	11 -	1:09.374	+ 4.146	11:09:11.868
5 -	1:05.529	+ 0.301	10:41:10.709	12 -	1:05.268	+ 0.040	11:10:17.136
6 -	22:10.513	+ 21:05.285	11:03:21.222	13 -	1:05.848	+ 0.620	11:11:22.984
7 -	1:06.707	+ 1.479	11:04:27.929	14 -	1:07.006	+ 1.778	11:12:29.990
55	Jon FINCH		A Van Diemen RF82				
1 -	1:05.749	+ 1.500	10:36:32.627	9 -	1:09.095	+ 4.846	11:05:42.011
2 -	1:05.073	+ 0.824	10:37:37.700	10 -	1:05.022	+ 0.773	11:06:47.033
3 -	1:04.611	+ 0.362	10:38:42.311	11 -	1:04.534	+ 0.285	11:07:51.567
4 -	1:04.632	+ 0.383	10:39:46.943	12 -	1:04.545	+ 0.296	11:08:56.112
5 -	1:04.498	+ 0.249	10:40:51.441	13 -	1:04.272	+ 0.023	11:10:00.384
6 -	1:04.478	+ 0.229	10:41:55.919	14 -	1:04.249		11:11:04.633
7 -	21:30.574	+ 20:26.325	11:03:26.493	15 -	1:05.174	+ 0.925	11:12:09.807
8 -	1:06.423	+ 2.174	11:04:32.916				
66	Nigel CORRY		A Van Diemen RF82				
1 -	1:09.354	+ 6.087	10:36:43.229	9 -	1:16.492	+ 13.225	11:05:45.813
2 -	1:05.269	+ 2.002	10:37:48.498	10 -	1:04.340	+ 1.073	11:06:50.153
3 -	1:04.202	+ 0.935	10:38:52.700	11 -	1:04.292	+ 1.025	11:07:54.445
4 -	1:03.579	+ 0.312	10:39:56.279	12 -	1:03.876	+ 0.609	11:08:58.321
5 -	1:03.599	+ 0.332	10:40:59.878	13 -	1:03.708	+ 0.441	11:10:02.029
6 -	1:04.104	+ 0.837	10:42:03.982	14 -	1:03.267		11:11:05.296
7 -	21:20.477	+ 20:17.210	11:03:24.459	15 -	1:03.852	+ 0.585	11:12:09.148
8 -	1:04.862	+ 1.595	11:04:29.321				

Weather / Track : Bright / Dry

Oulton Park Fosters
Circuit Length = 1.6540 miles
Start: 10:34 End: 11:12

URS Classic Formula Ford 2000 Championship
QUALIFYING - RACE 6 - LAP ANALYSIS


72 Andrew STORER		A Van Diemen RF82					
1 -	1:06.433	+ 2.113	10:36:34.859	9 -	1:04.438	+ 0.118	11:05:58.736
2 -	1:04.898	+ 0.578	10:37:39.757	10 -	1:04.703	+ 0.383	11:07:03.439
3 -	1:04.755	+ 0.435	10:38:44.512	11 -	1:05.472	+ 1.152	11:08:08.911
4 -	1:04.519	+ 0.199	10:39:49.031	12 -	1:04.882	+ 0.562	11:09:13.793
5 -	1:04.758	+ 0.438	10:40:53.789	13 -	1:04.320		11:10:18.113
6 -	1:04.558	+ 0.238	10:41:58.347	14 -	1:05.256	+ 0.936	11:11:23.369
7 -	21:49.817	+ 20:45.497	11:03:48.164	15 -	1:05.366	+ 1.046	11:12:28.735
8 -	1:06.134	+ 1.814	11:04:54.298				
98 Rodney TOFT		A Van Diemen RF82					
1 -	1:10.325	+ 5.327	10:36:51.897	8 -	1:04.998		11:05:14.589
2 -	1:05.982	+ 0.984	10:37:57.879	9 -	1:05.635	+ 0.637	11:06:20.224
3 -	1:05.651	+ 0.653	10:39:03.530	10 -	1:05.340	+ 0.342	11:07:25.564
4 -	1:05.121	+ 0.123	10:40:08.651	11 -	1:05.665	+ 0.667	11:08:31.229
5 -	1:05.218	+ 0.220	10:41:13.869	12 -	1:06.387	+ 1.389	11:09:37.616
6 -	21:49.969	+ 20:44.971	11:03:03.838	13 -	1:05.819	+ 0.821	11:10:43.435
7 -	1:05.753	+ 0.755	11:04:09.591	14 -	1:07.070	+ 2.072	11:11:50.505

Weather / Track : Bright / Dry

Oulton Park Fosters
 Circuit Length = 1.6540 miles
 Start: 10:34 End: 11:12

URS Classic Formula Ford 2000 Championship

RACE 6 - GRID

ROW 5	1:05.228 45 Robert PEARSON		
ROW 4		1:04.320 72 Andrew STORER	1:04.998 98 Rodney TOFT
ROW 3	1:04.130 4 Richard WALLINGTON		1:04.249 55 Jon FINCH
ROW 2		1:03.486 18 Tom POPE	1:03.936 19 Scott TEMPLE
ROW 1	1:02.928 1 Ian PEARSON		1:03.267 66 Nigel CORRY
Pole			
			

Oulton Park Fosters
Circuit Length = 1.6540 miles

These results are provisional until the conclusion of any judicial and technical matters.

Clerk of Course :		Timekeeper :

CFFR Pre 90 Formula Ford Championship
QUALIFYING - RACE 7 - CLASSIFICATION

POS	NO	CL	NAME	ENTRY	TIME	ON	LAPS	GAP	DIFF	MPH
1	6		John LOEBELL	Van Diemen RF89	1:05.487	3	13			90.92
2	69		Stuart KESTENBAUM	Van Diemen RF79	1:06.455	4	12	0.968	0.968	89.60
3	50		Ian PARKINGTON	Reynard 1984	1:06.740	3	12	1.253	0.285	89.21
4	72		Matthew RIDGE	Van Diemen RF82	1:06.931	2	12	1.444	0.191	88.96
5	34		Colin WILLIAMS	PRS RW01	1:08.478	9	12	2.991	1.547	86.95
6	60		James BUCKTON	Elden MK8	1:08.708	4	9	3.221	0.230	86.66
7	28		Alan FINCHAM	Van Diemen RF80	1:08.978	3	12	3.491	0.270	86.32
8	95		steve ROBERTS	Van Diemen rf87	1:11.275	11	12	5.788	2.297	83.54
9	84		Stephen BRACEGIRDLE	Van Diemen RF88	1:11.388	3	11	5.901	0.113	83.41
10	3		John MURPHY	Merlyn MK20	1:11.950	4	5	6.463	0.562	82.75
11	51		Ian WOOD	Royale RP33	1:12.814	2	10	7.327	0.864	81.77
12	87		Martyn MCGRILLEN	Van Diemen RF80	1:13.192	9	11	7.705	0.378	81.35
13	7		Ian JEARY	Dulon mp15	1:13.734	7	8	8.247	0.542	80.75

CAR 95 - NO WORKING TRANSPONDER YOU MUST FIX FOR RACE
CAR 28 - 2 WORKING TRANSPONDERS PLEASE RETURN HIRE ONE

Weather / Track : Cloudy / Dry

These results are provisional until the conclusion of any judicial and technical matters.

Oulton Park Fosters
 Circuit Length = 1.6540 miles
 Start: 11:14 End: 11:31

Clerk of Course :		Timekeeper :
-------------------	--	--------------

CFFR Pre 90 Formula Ford Championship

QUALIFYING - RACE 7 - LAP ANALYSIS

3	John MURPHY		Merlyn MK20			
1 -	1:13.403	+ 1.453	11:17:07.747	4 -	1:11.950	11:20:44.627
2 -	1:12.809	+ 0.859	11:18:20.556	5 -	1:16.428 P	+ 4.478 11:22:01.055
3 -	1:12.121	+ 0.171	11:19:32.677			
6	John LOEBELL		Van Diemen RF89			
1 -	1:06.448	+ 0.961	11:16:43.539	8 -	1:07.311	+ 1.824 11:24:37.593
2 -	1:05.563	+ 0.076	11:17:49.102	9 -	1:06.937	+ 1.450 11:25:44.530
3 -	1:05.487		11:18:54.589	10 -	1:06.312	+ 0.825 11:26:50.842
4 -	1:05.641	+ 0.154	11:20:00.230	11 -	1:06.547	+ 1.060 11:27:57.389
5 -	1:10.145	+ 4.658	11:21:10.375	12 -	1:08.819	+ 3.332 11:29:06.208
6 -	1:09.951	+ 4.464	11:22:20.326	13 -	1:07.629	+ 2.142 11:30:13.837
7 -	1:09.956	+ 4.469	11:23:30.282			
7	Ian JEARY		Dulon mp15			
1 -	1:20.876	+ 7.142	11:17:21.148	5 -	1:14.759	+ 1.025 11:22:21.945
2 -	1:14.829	+ 1.095	11:18:35.977	6 -	1:13.920	+ 0.186 11:23:35.865
3 -	1:16.505	+ 2.771	11:19:52.482	7 -	1:13.734	11:24:49.599
4 -	1:14.704	+ 0.970	11:21:07.186	8 -	1:19.400	+ 5.666 11:26:08.999
28	Alan FINCHAM		Van Diemen RF80			
1 -	1:15.211	+ 6.233	11:17:04.597	7 -	1:09.686	+ 0.708 11:24:03.079
2 -	1:11.070	+ 2.092	11:18:15.667	8 -	1:11.026	+ 2.048 11:25:14.105
3 -	1:08.978		11:19:24.645	9 -	1:10.446	+ 1.468 11:26:24.551
4 -	1:09.105	+ 0.127	11:20:33.750	10 -	1:11.480	+ 2.502 11:27:36.031
5 -	1:09.711	+ 0.733	11:21:43.461	11 -	1:11.231	+ 2.253 11:28:47.262
6 -	1:09.932	+ 0.954	11:22:53.393	12 -	1:14.683	+ 5.705 11:30:01.945
34	Colin WILLIAMS		PRS RW01			
1 -	1:11.794	+ 3.316	11:17:00.158	7 -	1:09.445	+ 0.967 11:23:56.804
2 -	1:11.158	+ 2.680	11:18:11.316	8 -	1:09.673	+ 1.195 11:25:06.477
3 -	1:08.701	+ 0.223	11:19:20.017	9 -	1:08.478	11:26:14.955
4 -	1:08.671	+ 0.193	11:20:28.688	10 -	1:09.225	+ 0.747 11:27:24.180
5 -	1:09.394	+ 0.916	11:21:38.082	11 -	1:10.545	+ 2.067 11:28:34.725
6 -	1:09.277	+ 0.799	11:22:47.359	12 -	1:09.163	+ 0.685 11:29:43.888
50	Ian PARKINGTON		Reynard 1984			
1 -	1:07.596	+ 0.856	11:16:50.151	7 -	1:17.557	+ 10.817 11:23:53.710
2 -	1:07.040	+ 0.300	11:17:57.191	8 -	1:18.447	+ 11.707 11:25:12.157
3 -	1:06.740		11:19:03.931	9 -	1:14.531	+ 7.791 11:26:26.688
4 -	1:06.802	+ 0.062	11:20:10.733	10 -	1:10.642	+ 3.902 11:27:37.330
5 -	1:09.641	+ 2.901	11:21:20.374	11 -	1:08.761	+ 2.021 11:28:46.091
6 -	1:15.779	+ 9.039	11:22:36.153	12 -	1:24.881	+ 18.141 11:30:10.972
51	Ian WOOD		Royale RP33			
1 -	1:12.846	+ 0.032	11:17:07.962	6 -	1:18.713	+ 5.899 11:24:00.839
2 -	1:12.814		11:18:20.776	7 -	1:16.958	+ 4.144 11:25:17.797
3 -	1:44.279	+ 31.465	11:20:05.055	8 -	1:16.153	+ 3.339 11:26:33.950
4 -	1:16.513	+ 3.699	11:21:21.568	9 -	1:15.441	+ 2.627 11:27:49.391
5 -	1:20.558	+ 7.744	11:22:42.126	10 -	1:18.393	+ 5.579 11:29:07.784
60	James BUCKTON		Elden MK8			
1 -	1:11.564	+ 2.856	11:17:00.643	6 -	1:09.316	+ 0.608 11:22:48.614
2 -	1:10.597	+ 1.889	11:18:11.240	7 -	1:09.994	+ 1.286 11:23:58.608
3 -	1:09.455	+ 0.747	11:19:20.695	8 -	1:08.740	+ 0.032 11:25:07.348
4 -	1:08.708		11:20:29.403	9 -	1:14.899 P	+ 6.191 11:26:22.247
5 -	1:09.895	+ 1.187	11:21:39.298			
69	Stuart KESTENBAUM		Van Diemen RF79			
1 -	1:07.288	+ 0.833	11:16:51.193	7 -	1:08.417	+ 1.962 11:23:47.726
2 -	1:11.876	+ 5.421	11:18:03.069	8 -	1:12.113	+ 5.658 11:24:59.839

CAR 95 - NO WORKING TRANSPONDER YOU MUST FIX FOR RACE
 CAR 28 - 2 WORKING TRANSPONDERS PLEASE RETURN HIRE ONE
 Weather / Track : Cloudy / Dry

Oulton Park Fosters
 Circuit Length = 1.6540 miles
 Start: 11:14 End: 11:31

CFFR Pre 90 Formula Ford Championship
QUALIFYING - RACE 7 - LAP ANALYSIS

3 -	1:06.708	+ 0.253	11:19:09.777	9 -	1:08.565	+ 2.110	11:26:08.404
4 -	1:06.455		11:20:16.232	10 -	1:08.687	+ 2.232	11:27:17.091
5 -	1:08.920	+ 2.465	11:21:25.152	11 -	1:09.541	+ 3.086	11:28:26.632
6 -	1:14.157	+ 7.702	11:22:39.309	12 -	1:09.855	+ 3.400	11:29:36.487
72	Matthew RIDGE			Van Diemen RF82			
1 -	1:07.514	+ 0.583	11:16:50.685	7 -	1:08.451	+ 1.520	11:23:40.426
2 -	1:06.931		11:17:57.616	8 -	1:08.263	+ 1.332	11:24:48.689
3 -	1:06.984	+ 0.053	11:19:04.600	9 -	1:12.923	+ 5.992	11:26:01.612
4 -	1:09.659	+ 2.728	11:20:14.259	10 -	1:08.712	+ 1.781	11:27:10.324
5 -	1:09.069	+ 2.138	11:21:23.328	11 -	1:13.182	+ 6.251	11:28:23.506
6 -	1:08.647	+ 1.716	11:22:31.975	12 -	1:10.599	+ 3.668	11:29:34.105
84	Stephen BRACEGIRDLE			Van Diemen RF88			
1 -	1:24.497	+ 13.109	11:17:13.340	7 -	1:12.783	+ 1.395	11:24:44.716
2 -	1:15.742	+ 4.354	11:18:29.082	8 -	1:13.207	+ 1.819	11:25:57.923
3 -	1:11.388		11:19:40.470	9 -	1:12.837	+ 1.449	11:27:10.760
4 -	1:24.374	+ 12.986	11:21:04.844	10 -	1:16.479	+ 5.091	11:28:27.239
5 -	1:13.853	+ 2.465	11:22:18.697	11 -	1:14.940	+ 3.552	11:29:42.179
6 -	1:13.236	+ 1.848	11:23:31.933				
87	Martyn MCGRILLEN			Van Diemen RF80			
1 -	1:14.245	+ 1.053	11:17:10.806	7 -	1:20.519	+ 7.327	11:25:01.088
2 -	1:13.453	+ 0.261	11:18:24.259	8 -	1:13.989	+ 0.797	11:26:15.077
3 -	1:33.139	+ 19.947	11:19:57.398	9 -	1:13.192		11:27:28.269
4 -	1:15.331	+ 2.139	11:21:12.729	10 -	1:16.093	+ 2.901	11:28:44.362
5 -	1:13.519	+ 0.327	11:22:26.248	11 -	1:13.522	+ 0.330	11:29:57.884
6 -	1:14.321	+ 1.129	11:23:40.569				
95	steve ROBERTS			Van Diemen rf87			
1 -	1:16.684	+ 5.409	11:17:04.279	7 -	1:12.686	+ 1.411	11:24:21.179
2 -	1:13.785	+ 2.510	11:18:18.064	8 -	1:12.014	+ 0.739	11:25:33.193
3 -	1:13.381	+ 2.106	11:19:31.445	9 -	1:11.661	+ 0.386	11:26:44.854
4 -	1:12.133	+ 0.858	11:20:43.578	10 -	1:12.121	+ 0.846	11:27:56.975
5 -	1:12.163	+ 0.888	11:21:55.741	11 -	1:11.275		11:29:08.250
6 -	1:12.752	+ 1.477	11:23:08.493	12 -	1:12.199	+ 0.924	11:30:20.449

CAR 95 - NO WORKING TRANSPONDER YOU MUST FIX FOR RACE
 CAR 28 - 2 WORKING TRANSPONDERS PLEASE RETURN HIRE ONE
 Weather / Track : Cloudy / Dry

Oulton Park Fosters
 Circuit Length = 1.6540 miles
 Start: 11:14 End: 11:31

CFFR Pre 90 Formula Ford Championship
RACE 7 - GRID - AMENDED

ROW 8		1:13.734 7 Ian JEARY	
ROW 7	51 Ian WOOD		1:13.192 87 Martyn MCGRILLEN
ROW 6		1:11.388 84 Stephen BRACEGIRDLE	1:11.950 3 John MURPHY
ROW 5	28 Alan FINCHAM		1:11.275 95 steve ROBERTS
ROW 4		1:08.478 34 Colin WILLIAMS	1:08.708 60 James BUCKTON
ROW 3	50 Ian PARKINGTON		1:06.931 72 Matthew RIDGE
ROW 2		1:05.487 6 John LOEBELL	1:06.455 69 Stuart KESTENBAUM
ROW 1	Pole		

Oulton Park Fosters
 Circuit Length = 1.6540 miles

These results are provisional until the conclusion of any judicial and technical matters.

Clerk of Course :		Timekeeper :
-------------------	--	--------------

Legends Cars Championship

RACE 1 - CLASSIFICATION

POS	NO	CL	NAME	ENTRY	LAPS	TIME	GAP	DIFF	MPH	BEST	ON
1	7		Dean BRACE	Legend Ford Coupe	10	14:48.046			67.05	1:11.525	3
2	1		Lawrence DAVEY	Legend Ford Coupe	10	14:48.724	0.678	0.678	67.00	1:13.406	2
3	32		Peter MORTON	Legend Ford Coupe	10	14:48.759	0.713	0.035	66.99	1:13.226	3
4	4		John MICKEL	Legend Coupe 1934	10	14:48.780	0.734	0.021	66.99	1:12.547	3
5	55		Ben POWER	Legend Ford Coupe 1934	10	14:48.916	0.870	0.136	66.98	1:12.892	3
6	33		Chris BELL	Legend Ford Coupe	10	14:53.373	5.327	4.457	66.65	1:12.721	3
7	83		James HOLMAN	Legend Ford Coupe	10	14:55.067	7.021	1.694	66.52	1:13.446	2
8	16		Richard POCKLINGTON	Legend Ford Coupe 1934	10	15:04.685	16.639	9.618	65.81	1:13.253	2
9	49		David WARD	Legend Dodge Sedan 1937	10	15:04.766	16.720	0.081	65.81	1:14.115	3
10	39		Jessica GWYNNE	Legend Coupe	10	15:04.789	16.743	0.023	65.81	1:14.405	2
11	52		Gareth MARTIN	Legend Ford Coupe	10	15:05.024	16.978	0.235	65.79	1:13.819	3
12	69		Gerard MCCOSH	Legend Ford Coupe 1934	10	15:05.529	17.483	0.505	65.75	1:13.218	3
13	20		Mark HIGGINS	Legend Ford Coupe	10	15:06.284	18.238	0.755	65.70	1:14.539	2
14	66		Stephen WHITELEGG	Legend Ford Sedan 1937	10	15:08.222	20.176	1.938	65.56	1:14.573	3
15	9		Paul SIMMONS	Legend Ford Coupe	10	15:12.266	24.220	4.044	65.27	1:16.770	3
16	34		John BELL	Legend Chevy Coupe	10	15:17.922	29.876	5.656	64.86	1:15.152	9

NOT CLASSIFIED

DNF 8	Nick BRACE	Legend Ford Coupe	7	11:33.809	3 laps	3 laps	60.07	1:14.131	3
DNF 29	Nathan ANTHONY	Legend Ford Coupe 1934	6	9:49.135	4 laps	1 lap	60.64	1:13.551	3
DNF 12	Stephen TREHERNE	Legend Ford	6	9:51.143	4 laps	2.008	60.43	1:13.724	3
DNC 5	Jack PARKER	Legend Coupe 1934	6	15:39.896	4 laps	5:48.753	38.01	1:14.630	3
DNF 41	Eliot BUNN	Legend Chevrolet Coupe	3	3:46.006	7 laps	3 laps	79.03	1:14.001	3
DNF 13	Josh FIELDING	Legend Ford Coupe	3	3:52.802	7 laps	6.796	76.73	1:13.892	3
DNF 47	David JONES	Legend Ford Coupe	3	4:20.578	7 laps	27.776	68.55	1:16.709	2
DNF 38	Enrico PALAZZO	Legend Ford Coupe	2	2:41.820	8 laps	1 lap	73.59	1:16.716	2
DNF 50	Nic GROUT	Legend Ford Coupe	0						

FASTEST LAP

7	Dean BRACE	Legend Ford Coupe	3	1:11.525	83.25 mph	133.97 kph
---	------------	-------------------	---	----------	-----------	------------

Weather / Track : Cloudy / Dry

These results are provisional until the conclusion of any judicial and technical matters.

Oulton Park Fosters
Circuit Length = 1.6540 miles
Start: 11:41 End: 11:57

Clerk of Course :		Timekeeper :	
-------------------	--	--------------	--

Legends Cars Championship

RACE 1 - LAP CHART

Lap 1			Lap 2			Lap 3			Lap 4			Lap 5		
No	Behind	Laptime	No	Behind	Laptime	No	Behind	Laptime	No	Behind	Laptime	No	Behind	Laptime
1		1:16.186	1		1:13.406	1		1:13.575	1		1:14.801	1		2:11.176
34	0.628	1:16.814	29	1.004	1:13.752	7	0.286	1:11.525	7	0.254	1:14.769	7	1.095	2:12.017
29	0.658	1:16.844	7	2.336	1:14.017	29	0.980	1:13.551	29	0.750	1:14.571	29	1.559	2:11.985
41	0.886	1:17.072	33	2.408	1:14.161	33	1.554	1:12.721	4	1.006	1:13.852	4	2.432	2:12.602
66	1.521	1:17.707	41	2.413	1:14.933	4	1.955	1:12.547	32	1.390	1:13.277	32	3.302	2:13.088
33	1.653	1:17.839	4	2.983	1:13.903	41	2.839	1:14.001	55	2.023	1:13.813	55	4.251	2:13.404
7	1.725	1:17.911	32	3.263	1:14.008	32	2.914	1:12.226	66	7.852	1:17.773	66	5.508	2:08.832
55	2.227	1:18.413	34	3.535	1:16.313	55	3.011	1:12.892	12	8.414	1:18.489	12	6.850	2:09.612
4	2.486	1:18.672	55	3.694	1:14.873	12	4.726	1:13.724	34	9.351	1:18.827	34	8.238	2:10.063
32	2.661	1:18.847	66	3.882	1:15.767	66	4.880	1:14.573	33	10.016	1:23.263	33	9.346	2:10.506
12	3.267	1:19.453	12	4.577	1:14.716	34	5.325	1:15.365	49	10.893	1:20.245	49	10.101	2:10.384
49	3.708	1:19.894	49	4.909	1:14.607	49	5.449	1:14.115	8	13.963	1:23.198	8	10.983	2:08.196
8	3.893	1:20.079	8	5.010	1:14.523	8	5.566	1:14.131	16	14.567	1:23.364	16	11.654	2:08.263
39	4.452	1:20.638	16	5.118	1:13.253	16	6.004	1:14.461	83	15.093	1:23.168	83	12.511	2:08.594
5	4.800	1:20.986	39	5.451	1:14.405	83	6.726	1:14.186	39	15.491	1:23.492	39	13.020	2:08.705
16	5.271	1:21.457	83	6.115	1:13.446	39	6.800	1:14.924	20	16.539	1:22.379	20	13.978	2:08.615
9	5.997	1:22.183	5	6.375	1:14.981	5	7.430	1:14.630	52	20.186	1:24.529	52	14.941	2:05.931
83	6.075	1:22.261	20	7.830	1:14.539	69	7.542	1:13.218	9	26.254	1:26.930	9	16.240	2:01.162
20	6.697	1:22.883	69	7.899	1:14.489	20	8.961	1:14.706	69	27.934	1:35.193	69	17.891	2:01.133
69	6.816	1:23.002	13	9.318	1:14.853	13	9.635	1:13.892						
52	6.989	1:23.175	52	10.214	1:16.631	52	10.458	1:13.819						
13	7.871	1:24.057	9	10.930	1:18.339	9	14.125	1:16.770						
47	8.735	1:24.921	47	12.038	1:16.709	47	37.411	1:38.948 P						
38	8.918	1:25.104	38	12.228	1:16.716									

Weather / Track : Cloudy / Dry

Oulton Park Fosters
Circuit Length = 1.6540 miles
Start: 11:41 End: 11:57

Legends Cars Championship

RACE 1 - LAP CHART

Lap 6			Lap 7			Lap 8			Lap 9			Lap 10		
No	Behind	Laptime	No	Behind	Laptime	No	Behind	Laptime	No	Behind	Laptime	No	Behind	Laptime
1		2:39.014	7		1:14.600	7		1:14.338	4		1:13.738	7		1:16.075
7	0.177	2:38.096	4	0.743	1:14.201	4	0.925	1:14.520	7	0.035	1:14.698	1	0.678	1:16.145
29	0.977	2:38.432	1	0.774	1:15.551	1	1.457	1:15.021	32	0.270	1:13.402	32	0.713	1:16.553
4	1.319	2:37.901	32	1.235	1:13.847	32	1.531	1:14.634	1	0.643	1:13.849	4	0.734	1:16.844
32	2.165	2:37.877	55	1.450	1:13.991	55	1.740	1:14.628	55	1.389	1:14.312	55	0.870	1:15.591
55	2.236	2:36.999	33	6.353	1:16.276	33	6.498	1:14.483	33	6.483	1:14.648	33	5.327	1:14.954
66	2.984	2:36.490	34	6.819	1:16.861	83	9.010	1:15.321	83	8.866	1:14.519	83	7.021	1:14.265
12	2.985	2:35.149	49	7.782	1:16.936	34	9.509	1:17.028	34	9.998	1:15.152	16	16.639	1:17.493
34	4.735	2:35.511	83	8.027	1:15.855	49	11.376	1:17.932	49	15.112	1:18.399	49	16.720	1:17.718
33	4.854	2:34.522	16	9.044	1:16.969	39	11.665	1:16.836	16	15.256	1:17.691	39	16.743	1:17.109
49	5.623	2:34.536	39	9.167	1:16.769	52	12.156	1:16.117	52	15.272	1:17.779	52	16.978	1:17.816
8	6.733	2:34.764	52	10.377	1:16.294	16	12.228	1:17.522	20	15.670	1:17.012	69	17.483	1:17.290
16	6.852	2:34.212	20	11.416	1:17.595	20	13.321	1:16.243	39	15.744	1:18.742	20	18.238	1:18.678
83	6.949	2:33.452	69	13.622	1:18.220	69	15.310	1:16.026	69	16.303	1:15.656	66	20.176	1:15.656
39	7.175	2:33.169	9	14.545	1:19.384	9	18.867	1:18.660	66	20.630	1:16.309	9	24.220	1:18.044
20	8.598	2:33.634	66	17.142	1:28.935	66	18.984	1:16.180	9	22.286	1:18.082	34	29.876	1:35.988
52	8.860	2:32.933	8	30.874	1:38.918 P	5	4 LAPS	9:15.241	5	4 LAPS	1:16.791	5	4 LAPS	1:17.267
9	9.938	2:32.712												
69	10.179	2:31.302												

Weather / Track : Cloudy / Dry

Oulton Park Fosters
Circuit Length = 1.6540 miles
Start: 11:41 End: 11:57

BBE / URS Classic Formula Ford 1600 Championship

RACE 2 - CLASSIFICATION

POS	NO	CL	NAME	ENTRY	LAPS	TIME	GAP	DIFF	MPH	BEST	ON
1	13	A	Stuart KESTENBAUM	Van Diemen RF79	18	20:39.893			86.44	1:07.518	2
2	34	A	Colin WILLIAMS	PRS RW01	18	21:04.199	24.306	24.306	84.78	1:07.886	2
3	60	B	James BUCKTON	Elden MK8	18	21:08.734	28.841	4.535	84.47	1:08.737	2
4	27	A	Steve PEARCE	Van Diemen RF78	18	21:31.435	51.542	22.701	82.99	1:09.392	3
5	79	A	Liam MCSHANE	Crossle 45F	18	21:33.162	53.269	1.727	82.88	1:09.598	17
6	49	B	Andrew SMITH	Van Diemen FA73	18	21:42.285	1:02.392	9.123	82.30	1:08.912	15
7	28	A	Alan FINCHAM	Van Diemen RF80	17	20:40.623	1 lap	1 lap	81.59	1:09.793	2
8	7	B	Ian JEARY	Dulon mp15	17	21:15.803	1 lap	35.180	79.34	1:12.738	16
9	87	A	Martyn MCGRILLEN	Van Diemen RF80	17	21:46.229	1 lap	30.426	77.49	1:14.241	13

NOT CLASSIFIED

DNF	51	I	Ian WOOD	Royale RP33	11	14:13.786	7 laps	6 laps	76.71	1:14.101	4
DNF	3	A	John MURPHY	Merlyn MK20	8	9:31.314	10 laps	3 laps	83.37	1:09.305	2
DNF	24	A	Andrew BARTOSIAK	Royale RP26	6	8:28.894	12 laps	2 laps	70.20	1:14.815	2

FASTEST LAP

13	A	Stuart KESTENBAUM	Van Diemen RF79	2	1:07.518	88.19 mph	141.93 kph
60	B	James BUCKTON	Elden MK8	2	1:08.737	86.62 mph	139.41 kph
51	I	Ian WOOD	Royale RP33	4	1:14.101	80.35 mph	129.32 kph

CAR 28 - BOTH TRANSPONDERS WORKING PLEASE REMOVE ONE

Weather / Track : Cloudy / Dry

These results are provisional until the conclusion of any judicial and technical matters.

Oulton Park Fosters

Circuit Length = 1.6540 miles

Start: 12:20 End: 12:42

Clerk of Course :		Timekeeper :	
-------------------	--	--------------	--

BBE / URS Classic Formula Ford 1600 Championship

RACE 2 - LAP CHART

Lap 1			Lap 2			Lap 3			Lap 4			Lap 5		
No	Behind	Laptime	No	Behind	Laptime	No	Behind	Laptime	No	Behind	Laptime	No	Behind	Laptime
13		1:13.747	13		1:07.518	13		1:07.969	13		1:08.312	13		1:08.522
34	0.430	1:14.177	34	0.798	1:07.886	34	1.902	1:09.073	34	3.187	1:09.597	34	5.373	1:10.708
49	1.341	1:15.088	49	2.802	1:08.979	49	4.894	1:10.061	49	6.846	1:10.264	60	10.231	1:11.606
60	1.808	1:15.555	60	3.027	1:08.737	60	5.009	1:09.951	60	7.147	1:10.450	49	10.372	1:12.048
79	2.867	1:16.614	79	5.801	1:10.452	79	7.542	1:09.710	79	9.780	1:10.550	27	11.712	1:10.276
27	3.151	1:16.898	27	6.236	1:10.603	27	7.659	1:09.392	27	9.958	1:10.611	79	12.549	1:11.291
28	4.173	1:17.920	28	6.448	1:09.793	3	8.575	1:09.914	3	10.902	1:10.639	3	12.892	1:10.512
3	4.843	1:18.590	3	6.630	1:09.305	28	9.147	1:10.668	28	11.232	1:10.397	28	13.159	1:10.449
7	6.972	1:20.719	7	12.395	1:12.941	7	17.605	1:13.179	7	24.540	1:15.247	7	31.383	1:15.365
87	9.807	1:23.554	87	17.274	1:14.985	87	25.490	1:16.185	51	31.850	1:14.101	51	37.889	1:14.561
51	10.456	1:24.203	51	17.429	1:14.491	51	26.061	1:16.601	87	34.881	1:17.703	87	41.946	1:15.587
24	17.324	1:31.071	24	24.621	1:14.815	24	31.834	1:15.182	24	39.551	1:16.029	24	47.062	1:16.033

CAR 28 - BOTH TRANSPONDERS WORKING PLEASE REMOVE ONE

Weather / Track : Cloudy / Dry

Oulton Park Fosters
Circuit Length = 1.6540 miles
Start: 12:20 End: 12:42

BBE / URS Classic Formula Ford 1600 Championship
RACE 2 - LAP CHART

Lap 6			Lap 7			Lap 8			Lap 9			Lap 10		
No	Behind	Laptime	No	Behind	Laptime	No	Behind	Laptime	No	Behind	Laptime	No	Behind	Laptime
13		1:08.483	13		1:09.491	13		1:09.717	13		1:09.854	13		1:10.118
34	6.513	1:09.623	34	7.685	1:10.663	34	9.234	1:11.266	34	11.797	1:12.417	51	1 LAP	1:17.849
60	12.256	1:10.508	60	13.084	1:10.319	60	15.035	1:11.668	60	16.949	1:11.768	87	1 LAP	1:17.884
49	12.775	1:10.886	49	13.589	1:10.305	49	15.814	1:11.942	49	18.306	1:12.346	34	14.843	1:13.164
27	13.215	1:09.986	27	14.091	1:10.367	27	16.112	1:11.738	27	19.113	1:12.855	60	17.284	1:10.453
79	15.198	1:11.132	3	15.912	1:10.051	3	17.555	1:11.360	79	37.072	1:13.294	49	18.650	1:10.462
3	15.352	1:10.943	24	1 LAP	1:55.764 P	79	33.632	1:15.438	28	49.742	1:12.947	27	21.648	1:12.653
28	16.912	1:12.236	28	26.778	1:19.357 P	28	46.649	1:29.588 P	7	55.020	1:15.278	79	38.500	1:11.546
7	38.754	1:15.854	79	27.911	1:22.204	7	49.596	1:14.786				28	51.825	1:12.201
51	43.904	1:14.498	7	44.527	1:15.264	51	1:05.643	1:21.943				7	1:01.499	1:16.597
87	49.133	1:15.670	51	53.417	1:19.004	87	1:06.045	1:18.848						
			87	56.914	1:17.272									

CAR 28 - BOTH TRANSPONDERS WORKING PLEASE REMOVE ONE

Weather / Track : Cloudy / Dry

Oulton Park Fosters
 Circuit Length = 1.6540 miles
 Start: 12:20 End: 12:42

BBE / URS Classic Formula Ford 1600 Championship
RACE 2 - LAP CHART

Lap 11			Lap 12			Lap 13			Lap 14			Lap 15		
No	Behind	Laptime	No	Behind	Laptime	No	Behind	Laptime	No	Behind	Laptime	No	Behind	Laptime
13		1:08.654	13		1:08.298	13		1:08.248	13		1:07.914	13		1:08.417
51	1 LAP	1:17.858	34	19.119	1:10.002	7	1 LAP	1:18.477	7	1 LAP	1:14.289	34	21.525	1:08.718
87	1 LAP	1:17.890	60	21.215	1:10.594	34	20.084	1:09.213	34	21.224	1:09.054	7	1 LAP	1:13.971
34	17.415	1:11.226	49	22.663	1:10.756	60	22.538	1:09.571	60	24.013	1:09.389	60	24.689	1:09.093
60	18.919	1:10.289	87	1 LAP	1:18.096	49	23.820	1:09.405	49	25.781	1:09.875	49	26.276	1:08.912
49	20.205	1:10.209	51	1 LAP	1:18.677	87	1 LAP	1:14.899	87	1 LAP	1:14.241	27	40.080	1:11.757
27	25.186	1:12.192	27	29.151	1:12.263	27	33.181	1:12.278	27	36.740	1:11.473	87	1 LAP	1:16.793
79	40.364	1:10.518	79	42.336	1:10.270	79	44.829	1:10.741	79	47.301	1:10.386	79	48.709	1:09.825
28	55.143	1:11.972	28	58.019	1:11.174	28	1:00.813	1:11.042	28	1:03.290	1:10.391	28	1:05.137	1:10.264
7	1:08.062	1:15.217												

CAR 28 - BOTH TRANSPONDERS WORKING PLEASE REMOVE ONE

Weather / Track : Cloudy / Dry

Oulton Park Fosters
 Circuit Length = 1.6540 miles
 Start: 12:20 End: 12:42

**BBE / URS Classic Formula Ford 1600 Championship
RACE 2 - LAP CHART**

Lap 16			Lap 17			Lap 18		
No	Behind	Laptime	No	Behind	Laptime	No	Behind	Laptime
13		1:07.979	13		1:07.774	13		1:08.878
34	22.012	1:08.466	34	23.405	1:09.167	28	1 LAP	1:09.964
60	26.358	1:09.648	60	28.205	1:09.621	34	24.306	1:09.779
7	1 LAP	1:12.897	49	31.447	1:09.935	60	28.841	1:09.514
49	29.286	1:10.989	7	1 LAP	1:12.738	7	1 LAP	1:12.984
27	43.646	1:11.545	27	47.682	1:11.810	27	51.542	1:12.738
79	50.499	1:09.769	79	52.323	1:09.598	79	53.269	1:09.824
87	1 LAP	1:15.272	87	1 LAP	1:15.155	49	1:02.392	1:39.823
28	1:07.418	1:10.260				87	1 LAP	1:16.195

CAR 28 - BOTH TRANSPONDERS WORKING PLEASE REMOVE ONE

Weather / Track : Cloudy / Dry

Oulton Park Fosters
Circuit Length = 1.6540 miles
Start: 12:20 End: 12:42

Kumho BMW Championship

RACE 3 - CLASSIFICATION

POS	NO	CL	NAME	ENTRY	LAPS	TIME	GAP	DIFF	MPH	BEST	ON
1	2	A	Garrie WHITTAKER	BMW E36 M3	18	20:32.099			86.99	1:05.956	3
2	11	A	David KEMPTON	BMW E36 M3	18	20:43.421	11.322	11.322	86.19	1:06.504	4
3	42	I	Thomas KNIGHT	BMW E36 M3	18	20:46.000	13.901	2.579	86.02	1:07.291	4
4	6	A	Stephen PEARSON	BMW M3	18	21:24.788	52.689	38.788	83.42	1:08.609	2
5	4	A	Colin WHITMORE	BMW M3	18	21:28.179	56.080	3.391	83.20	1:09.055	2
6	32	B	Rodger CARD	BMW E30 M3	17	20:40.728	1 lap	1 lap	81.58	1:10.352	6
7	41	B	Stuart LAWS	BMW E36 M3	17	20:52.939	1 lap	12.211	80.79	1:10.198	6
8	8	A	Graham HEARD	BMW 3 Series	17	20:53.756	1 lap	0.817	80.73	1:11.220	3
9	55	C	Simon HUDSON	BMW E30	17	20:56.876	1 lap	3.120	80.53	1:11.120	6
10	83	D	Matthew FIELDING	BMW 318 Coupe	17	21:42.772	1 lap	45.896	77.70	1:13.701	4
11	78	D	Darren FIELDING	BMW 318 compact	17	21:43.132	1 lap	0.360	77.67	1:14.406	7
12	70	D	Robert SALISBURY	BMW 318is	17	21:43.746	1 lap	0.614	77.64	1:14.057	7
13	79	D	Karl SKITT	BMW 318 compact	16	20:51.857	2 laps	1 lap	76.10	1:14.182	7
14	50	C	Peter MILLER	BMW E36 328i	16	21:00.088	2 laps	8.231	75.60	1:15.051	5
15	71	D	Sean FOLEY	BMW 318 is	16	21:02.662	2 laps	2.574	75.45	1:15.427	5
16	88	D	Paul BELLAMY	BMW 318is	16	21:07.758	2 laps	5.096	75.14	1:15.561	9
17	77	D	John BRABBIN	BMW 318	16	21:08.348	2 laps	0.590	75.11	1:16.561	12
18	84	D	Philip GRAYSON	BMW 318is	16	21:08.598	2 laps	0.250	75.10	1:15.554	6
19	96	I	Karl JONES	BMW compact	16	21:09.039	2 laps	0.441	75.07	1:15.578	12
20	69	D	James FORD	BMW E36 318ti	16	21:10.018	2 laps	0.979	75.01	1:16.357	12
21	81	D	Richard BACON	BMW E36 318i	16	21:28.648	2 laps	18.630	73.93	1:15.392	13
22	87	I	Roger LAVENDER	BMW	16	21:30.774	2 laps	2.126	73.80	1:16.630	13
23	74	D	Ralph KIRK	BMW 318is	16	21:45.212	2 laps	14.438	72.99	1:17.899	7
24	73	I	John JONES	BMW 318is	16	21:47.143	2 laps	1.931	72.88	1:17.896	6
25	91	D	Darren BECKLY	BMW E36 Coupe	15	20:34.116	3 laps	1 lap	72.37	1:18.880	2
26	76	D	Douglas SIMMEN	BMW 318is	15	21:17.264	3 laps	43.148	69.92	1:20.129	12

NOT CLASSIFIED

DNF	29	B	Mark SMITH	BMW E90 M3	15	18:10.130	3 laps		81.93	1:09.632	2
DNF	21	A	James CARD	BMW E46 M3	9	11:10.332	9 laps	6 laps	79.94	1:09.665	5
DNF	89	I	Thomas HOULBROOK	BMW E36 M3	6	8:24.198	12 laps	3 laps	70.85	1:18.315	2
DNF	28	B	Adrian GILBERT	BMW E36 M3	2	2:43.485	16 laps	4 laps	72.84	1:14.697	2

FASTEST LAP

2	A	Garrie WHITTAKER	BMW E36 M3	3	1:05.956	90.27 mph	145.29 kph
42	I	Thomas KNIGHT	BMW E36 M3	4	1:07.291	88.48 mph	142.40 kph
29	B	Mark SMITH	BMW E90 M3	2	1:09.632	85.51 mph	137.62 kph
55	C	Simon HUDSON	BMW E30	6	1:11.120	83.72 mph	134.74 kph
83	D	Matthew FIELDING	BMW 318 Coupe	4	1:13.701	80.79 mph	130.02 kph

Weather / Track : Cloudy / Dry

These results are provisional until the conclusion of any judicial and technical matters.

Oulton Park Fosters

Circuit Length = 1.6540 miles

Start: 13:30 End: 13:52

Clerk of Course :

Timekeeper :

Kumho BMW Championship

RACE 3 - LAP CHART

Lap 1			Lap 2			Lap 3			Lap 4			Lap 5		
No	Behind	Laptime	No	Behind	Laptime	No	Behind	Laptime	No	Behind	Laptime	No	Behind	Laptime
2		1:12.285	2		1:06.418	2		1:05.956	2		1:06.135	2		1:07.042
11	0.467	1:12.752	11	1.024	1:06.975	11	1.921	1:06.853	11	2.290	1:06.504	11	2.606	1:07.358
42	1.440	1:13.725	42	2.633	1:07.611	42	4.103	1:07.426	42	5.259	1:07.291	81	1 LAP	1:41.207
6	3.234	1:15.519	6	5.425	1:08.609	6	8.143	1:08.674	6	10.745	1:08.737	42	5.891	1:07.674
4	4.635	1:16.920	4	7.272	1:09.055	4	10.850	1:09.534	4	14.485	1:09.770	76	1 LAP	1:23.243
29	6.124	1:18.409	29	9.338	1:09.632	29	13.336	1:09.954	29	17.347	1:10.146	6	12.661	1:08.958
32	6.372	1:18.657	32	10.474	1:10.520	21	16.212	1:10.905	21	20.236	1:10.159	4	16.995	1:09.552
21	7.274	1:19.559	21	11.263	1:10.407	32	16.493	1:11.975	32	20.826	1:10.468	29	20.601	1:10.296
41	7.875	1:20.160	41	12.053	1:10.596	41	17.009	1:10.912	41	21.231	1:10.357	21	22.859	1:09.665
8	8.605	1:20.890	8	13.523	1:11.336	8	18.787	1:11.220	8	24.562	1:11.910	32	24.215	1:10.431
55	11.681	1:23.966	55	17.448	1:12.185	55	23.230	1:11.738	55	28.274	1:11.179	41	25.554	1:11.365
79	13.798	1:26.083	83	23.055	1:14.883	83	30.939	1:13.840	83	38.505	1:13.701	8	30.484	1:12.964
78	14.072	1:26.357	78	24.148	1:16.494	78	34.282	1:16.090	78	43.255	1:15.108	55	32.540	1:11.308
83	14.590	1:26.875	81	24.487	1:16.173	81	36.357	1:17.826	79	45.106	1:14.461	83	45.196	1:13.733
81	14.732	1:27.017	28	24.782	1:14.697	79	36.780	1:17.800	70	45.869	1:14.902	78	51.422	1:15.209
70	14.977	1:27.262	79	24.936	1:17.556	70	37.102	1:16.863	84	50.393	1:17.213	79	52.616	1:14.552
50	16.314	1:28.599	70	26.195	1:17.636	50	38.264	1:16.015	50	52.111	1:19.982	70	53.669	1:14.842
28	16.503	1:28.788	50	28.205	1:18.309	84	39.315	1:16.730	71	52.931	1:18.428	84	59.296	1:15.945
84	17.991	1:30.276	84	28.541	1:16.968	69	39.998	1:17.068	69	53.547	1:19.684	50	1:00.120	1:15.051
69	18.703	1:30.988	69	28.886	1:16.601	71	40.638	1:16.468	77	53.744	1:17.417	71	1:01.316	1:15.427
89	19.756	1:32.041	71	30.126	1:16.755	77	42.462	1:16.780	89	1:00.740	1:21.430	69	1:03.046	1:16.541
71	19.789	1:32.074	77	31.638	1:17.264	89	45.445	1:19.748	73	1:01.532	1:18.918	77	1:03.480	1:16.778
77	20.792	1:33.077	89	31.653	1:18.315	73	48.749	1:20.198	96	1:02.439	1:19.071			
73	21.266	1:33.551	73	34.507	1:19.659	96	49.503	1:19.711	74	1:02.931	1:18.553			
74	22.927	1:35.212	74	35.423	1:18.914	74	50.513	1:21.046	87	1:04.000	1:19.038			
96	23.546	1:35.831	96	35.748	1:18.620	87	51.097	1:20.741	88	1:04.396	1:17.896			
87	23.620	1:35.905	87	36.312	1:19.110	91	51.415	1:19.943	91	1:05.227	1:19.947			
91	24.966	1:37.251	91	37.428	1:18.880	88	52.635	1:16.261						
76	26.814	1:39.099	76	42.057	1:21.661	76	58.315	1:22.214						
88	32.459	1:44.744	88	42.330	1:16.289									

Weather / Track : Cloudy / Dry

Oulton Park Fosters
Circuit Length = 1.6540 miles
Start: 13:30 End: 13:52

Kumho BMW Championship

RACE 3 - LAP CHART

Lap 6			Lap 7			Lap 8			Lap 9			Lap 10		
No	Behind	Laptime	No	Behind	Laptime	No	Behind	Laptime	No	Behind	Laptime	No	Behind	Laptime
2		1:10.219	2		1:06.933	2		1:07.397	2		1:07.964	2		1:07.350
11	1.733	1:09.346	11	2.244	1:07.444	11	3.373	1:08.526	11	2.745	1:07.336	11	2.603	1:07.208
73	1 LAP	1:19.006	77	1 LAP	1:18.088	42	5.937	1:08.871	78	1 LAP	1:14.916	83	1 LAP	1:14.671
42	3.797	1:08.125	42	4.463	1:07.599	84	1 LAP	1:18.535	79	1 LAP	1:15.046	42	7.198	1:08.742
96	1 LAP	1:19.092	69	1 LAP	1:20.742	50	1 LAP	1:17.853	42	5.806	1:07.833	78	1 LAP	1:15.491
88	1 LAP	1:18.279	73	1 LAP	1:17.896	71	1 LAP	1:17.736	70	1 LAP	1:16.232	79	1 LAP	1:14.525
74	1 LAP	1:21.376	88	1 LAP	1:16.565	77	1 LAP	1:17.250	84	1 LAP	1:16.086	70	1 LAP	1:14.115
89	1 LAP	1:24.326	96	1 LAP	1:18.188	69	1 LAP	1:17.084	71	1 LAP	1:16.825	6	25.197	1:10.402
87	1 LAP	1:21.186	6	17.145	1:11.253	6	20.551	1:10.803	50	1 LAP	1:18.361	84	1 LAP	1:16.187
91	1 LAP	1:20.418	74	1 LAP	1:18.706	88	1 LAP	1:16.041	6	22.145	1:09.558	71	1 LAP	1:16.270
81	1 LAP	1:17.165	87	1 LAP	1:18.649	4	25.824	1:11.620	77	1 LAP	1:17.738	50	1 LAP	1:17.811
6	12.825	1:10.383	81	1 LAP	1:16.491	73	1 LAP	1:19.247	69	1 LAP	1:17.373	4	31.977	1:10.687
4	17.277	1:10.501	4	21.601	1:11.257	96	1 LAP	1:19.213	4	28.640	1:10.780	77	1 LAP	1:16.705
76	1 LAP	1:21.684	91	1 LAP	1:20.500	74	1 LAP	1:17.899	88	1 LAP	1:15.849	69	1 LAP	1:16.873
29	20.852	1:10.470	29	24.707	1:10.788	29	29.369	1:12.059	29	33.341	1:11.936	29	36.852	1:10.861
21	22.576	1:09.936	21	25.861	1:10.218	87	1 LAP	1:17.438	32	38.438	1:15.571	88	1 LAP	1:15.561
32	24.348	1:10.352	32	27.774	1:10.359	21	30.315	1:11.851	96	1 LAP	1:20.416	32	41.550	1:10.462
41	25.533	1:10.198	41	29.039	1:10.439	81	1 LAP	1:17.279	41	40.158	1:14.696	41	44.486	1:11.678
8	32.436	1:12.171	89	1 LAP	1:28.338 P	32	30.831	1:10.454	87	1 LAP	1:21.639	96	1 LAP	1:17.016
55	33.441	1:11.120	76	1 LAP	1:22.857	41	33.426	1:11.784	81	1 LAP	1:21.561	87	1 LAP	1:16.780
83	49.308	1:14.331	8	38.264	1:12.761	91	1 LAP	1:23.553	74	1 LAP	1:23.308	8	53.990	1:12.172
78	56.104	1:14.901	55	38.734	1:12.226	8	43.180	1:12.313	8	49.168	1:13.952	55	55.638	1:13.027
79	57.323	1:14.926	83	56.752	1:14.377	55	44.632	1:13.295	55	49.961	1:13.293	74	1 LAP	1:20.163
70	57.874	1:14.424	78	1:03.577	1:14.406	76	1 LAP	1:25.592	91	1 LAP	1:22.314	81	1 LAP	1:20.861
84	1:04.631	1:15.554	79	1:04.572	1:14.182	83	1:03.507	1:14.152	73	1 LAP	1:34.565	73	1 LAP	1:19.597
50	1:05.623	1:15.722	70	1:04.998	1:14.057				21	59.983	1:37.632 P	91	1 LAP	1:21.309
71	1:06.558	1:15.461							76	1 LAP	1:21.204			

Weather / Track : Cloudy / Dry

Oulton Park Fosters
Circuit Length = 1.6540 miles
Start: 13:30 End: 13:52

Kumho BMW Championship
RACE 3 - LAP CHART

Lap 11			Lap 12			Lap 13			Lap 14			Lap 15		
No	Behind	Laptime	No	Behind	Laptime	No	Behind	Laptime	No	Behind	Laptime	No	Behind	Laptime
2		1:06.850	2		1:07.812	2		1:08.422	2		1:07.345	2		1:07.970
11	3.968	1:08.215	74	2 LAPS	1:19.010	88	2 LAPS	1:17.936	55	1 LAP	1:13.392	50	2 LAPS	1:15.628
42	9.635	1:09.287	11	4.358	1:08.202	96	2 LAPS	1:16.354	11	6.139	1:08.312	77	2 LAPS	1:16.736
83	1 LAP	1:16.840	73	2 LAPS	1:19.714	11	5.172	1:09.236	88	2 LAPS	1:15.968	8	1 LAP	1:12.837
76	2 LAPS	1:22.158	42	10.004	1:08.181	81	2 LAPS	1:16.788	96	2 LAPS	1:15.578	11	6.372	1:08.203
78	1 LAP	1:16.027	91	2 LAPS	1:20.267	87	2 LAPS	1:20.030	42	11.013	1:08.964	69	2 LAPS	1:18.867
79	1 LAP	1:15.992	83	1 LAP	1:15.291	42	9.394	1:07.812	81	2 LAPS	1:15.906	55	1 LAP	1:12.976
70	1 LAP	1:15.027	76	2 LAPS	1:20.522	74	2 LAPS	1:19.407	87	2 LAPS	1:16.751	42	10.700	1:07.657
6	28.332	1:09.985	78	1 LAP	1:15.940	73	2 LAPS	1:18.937	74	2 LAPS	1:19.267	88	2 LAPS	1:15.946
84	1 LAP	1:16.247	79	1 LAP	1:16.004	91	2 LAPS	1:19.791	73	2 LAPS	1:18.467	96	2 LAPS	1:16.101
4	36.499	1:11.372	70	1 LAP	1:16.042	83	1 LAP	1:14.760	83	1 LAP	1:15.181	81	2 LAPS	1:15.392
71	1 LAP	1:16.100	6	29.773	1:09.253	6	33.671	1:12.320	91	2 LAPS	1:19.022	87	2 LAPS	1:16.630
29	42.555	1:12.553	4	39.338	1:10.651	78	1 LAP	1:14.922	6	35.875	1:09.549	74	2 LAPS	1:19.705
50	1 LAP	1:20.355	84	1 LAP	1:16.744	70	1 LAP	1:16.039	78	1 LAP	1:15.470	6	38.579	1:10.674
77	1 LAP	1:17.505	29	44.808	1:10.065	4	41.333	1:10.417	70	1 LAP	1:14.577	73	2 LAPS	1:18.125
32	47.748	1:13.048	71	1 LAP	1:15.808	76	2 LAPS	1:24.445	4	44.120	1:10.132	83	1 LAP	1:16.262
69	1 LAP	1:19.421	32	50.563	1:10.627	29	49.210	1:12.824	29	53.364	1:11.499	91	2 LAPS	1:19.246
41	49.796	1:12.160	50	1 LAP	1:16.083	79	1 LAP	1:34.198	76	2 LAPS	1:20.129	4	47.602	1:11.452
88	1 LAP	1:26.159	41	53.623	1:11.639	32	54.614	1:12.473	32	58.181	1:10.912	78	1 LAP	1:15.795
8	1:00.350	1:13.210	77	1 LAP	1:17.762	71	1 LAP	1:18.141	41	1:01.549	1:11.991	70	1 LAP	1:15.337
55	1:01.106	1:12.318	69	1 LAP	1:16.731	84	1 LAP	1:19.593	79	1 LAP	1:15.310	32	1:05.935	1:15.724
96	1 LAP	1:19.344	8	1:03.990	1:11.452	41	56.903	1:11.702	71	1 LAP	1:16.796			
87	1 LAP	1:19.080	55	1:06.384	1:13.090	50	1 LAP	1:17.168	84	1 LAP	1:17.075			
81	1 LAP	1:15.793				77	1 LAP	1:16.561						
						69	1 LAP	1:16.357						
						8	1:07.251	1:11.683						

Weather / Track : Cloudy / Dry

Oulton Park Fosters
Circuit Length = 1.6540 miles
Start: 13:30 End: 13:52

Kumho BMW Championship

RACE 3 - LAP CHART

Lap 16			Lap 17			Lap 18		
No	Behind	Laptime	No	Behind	Laptime	No	Behind	Laptime
2		1:11.845	2		1:12.004	2		1:12.152
79	2 LAPS	1:18.925	32	1 LAP	1:19.164	91	3 LAPS	1:24.767
29	1 LAP	1:28.638 P	79	2 LAPS	1:20.170	32	1 LAP	1:19.531
41	1 LAP	1:23.282	11	10.994	1:12.445	11	11.322	1:12.480
76	3 LAPS	1:30.773	41	1 LAP	1:21.524	42	13.901	1:11.296
50	2 LAPS	1:19.509	42	14.757	1:13.671	79	2 LAPS	1:22.127
11	10.553	1:16.026	8	1 LAP	1:18.193	41	1 LAP	1:18.456
8	1 LAP	1:19.365	50	2 LAPS	1:22.868	8	1 LAP	1:15.327
42	13.090	1:14.235	55	1 LAP	1:17.371	55	1 LAP	1:16.589
55	1 LAP	1:17.803	71	2 LAPS	1:20.266	50	2 LAPS	1:20.774
77	2 LAPS	1:24.299	77	2 LAPS	1:22.252	71	2 LAPS	1:17.693
71	2 LAPS	1:32.414	84	2 LAPS	1:22.803	88	2 LAPS	1:17.683
84	2 LAPS	1:33.594	88	2 LAPS	1:17.917	77	2 LAPS	1:22.136
69	2 LAPS	1:22.896	69	2 LAPS	1:23.683	84	2 LAPS	1:19.048
88	2 LAPS	1:18.664	96	2 LAPS	1:18.564	96	2 LAPS	1:16.930
96	2 LAPS	1:19.010	76	3 LAPS	1:36.983	69	2 LAPS	1:19.109
81	2 LAPS	1:27.887	6	49.279	1:17.292	76	3 LAPS	1:24.700
87	2 LAPS	1:25.617	81	2 LAPS	1:22.111	6	52.689	1:15.562
6	43.991	1:17.257	87	2 LAPS	1:22.127	4	56.080	1:14.366
74	2 LAPS	1:25.518	4	53.866	1:14.585	81	2 LAPS	1:19.191
4	51.285	1:15.528	83	1 LAP	1:22.581	87	2 LAPS	1:20.053
83	1 LAP	1:21.026	74	2 LAPS	1:25.939	83	1 LAP	1:20.268
73	2 LAPS	1:22.899	78	1 LAP	1:19.528	78	1 LAP	1:18.090
78	1 LAP	1:18.388	70	1 LAP	1:17.710	70	1 LAP	1:18.579
70	1 LAP	1:20.102	73	2 LAPS	1:24.487	74	2 LAPS	1:21.189
91	2 LAPS	1:26.908				73	2 LAPS	1:21.877

Weather / Track : Cloudy / Dry

Oulton Park Fosters
 Circuit Length = 1.6540 miles
 Start: 13:30 End: 13:52

Kumho BMW Championship

RACE 8 - GRID

ROW 15	89 Thomas HOULBROOK	28 Adrian GILBERT
ROW 14	29 Mark SMITH	21 James CARD
ROW 13	91 Darren BECKLY	76 Douglas SIMMEN
ROW 12	74 Ralph KIRK	73 John JONES
ROW 11	81 Richard BACON	87 Roger LAVENDER
ROW 10	96 Karl JONES	69 James FORD
ROW 9	77 John BRABBIN	84 Philip GRAYSON
ROW 8	71 Sean FOLEY	88 Paul BELLAMY
ROW 7	79 Karl SKITT	50 Peter MILLER
ROW 6	78 Darren FIELDING	70 Robert SALISBURY
ROW 5	55 Simon HUDSON	83 Matthew FIELDING
ROW 4	41 Stuart LAWS	8 Graham HEARD
ROW 3	4 Colin WHITMORE	32 Rodger CARD
ROW 2	42 Thomas KNIGHT	6 Stephen PEARSON
ROW 1	2 Garrie WHITTAKER	11 David KEMPTON
Pole		
		

Oulton Park Fosters
Circuit Length = 1.6540 miles

These results are provisional until the conclusion of any judicial and technical matters.

Clerk of Course :		Timekeeper :
-------------------	--	--------------

CNC Heads Sports/Saloon Championship

RACE 4 - CLASSIFICATION

POS	NO	CL	NAME	ENTRY	LAPS	TIME	GAP	DIFF	MPH	BEST	ON
1	6	C	Danny KEENAN	MK Indy RR	20	21:44.131			91.31	1:03.987	6
2	2	C	Robert SPENCER	Stuart Taylor Locosaki	20	21:44.538	0.407	0.407	91.28	1:03.990	5
3	123	A	Ric WOOD	V8 Star	20	21:46.267	2.136	1.729	91.16	1:03.092	19
4	4	A	Simon ALLAWAY	Lotus Daytona Esprit V8	20	22:00.558	16.427	14.291	90.18	1:05.013	19
5	26	B	Cam FORBES	Westfield SEiW	20	22:00.786	16.655	0.228	90.16	1:04.917	4
6	1	D	Paul DOBSON	Mazda RX7	20	22:01.216	17.085	0.430	90.13	1:04.554	2
7	41	C	Daniel WAINWRIGHT	MK Indy RR	20	22:09.382	25.251	8.166	89.58	1:05.627	18
8	12	D	Dennis CROMPTON	BMW E36 M3	20	22:40.544	56.413	31.162	87.53	1:06.979	15
9	48	C	Walter BELL	Spire GTR	20	22:41.235	57.104	0.691	87.48	1:06.409	15
10	14	E	Steven HIBBERT	Lotus Sport Elise	18	21:47.277	2 laps	2 laps	81.98	1:10.469	16
11	29	D	Mike HURST	Vauxhall Vectra	18	21:47.679	2 laps	0.402	81.96	1:09.678	5
12	39	F	Jamie CRYER	Ford Fiesta	18	22:22.176	2 laps	34.497	79.85	1:12.825	6
13	24	D	Ralph UNDERWOOD	Triumph TR7 V8	18	22:42.478	2 laps	20.302	78.66	1:13.823	17
14	63	B	Richard HALL	Ginetta G20	17	21:58.096	3 laps	1 lap	76.79	1:15.352	10
15	37	F	Brian ALLEN	Ford Fiesta XR2i	17	22:46.049	3 laps	47.953	74.10	1:17.561	16

NOT CLASSIFIED

DNF	62	A	Paul SAMPSON	Volvo Grand National Coupe	16	20:48.554	4 laps	1 lap	76.30	1:11.781	7
DNF	79	A	Steve ROWLES	Eurocar V8	8	10:33.602	12 laps	8 laps	75.18	1:14.209	5
DNF	3	F	Paul INGRAM	Ford Fiesta	5	6:25.932	15 laps	3 laps	77.14	1:12.624	4
DNF	18	B	Mark HOPPER	Lotus Elan	3	3:33.315	17 laps	2 laps	83.74	1:07.690	2
DNF	95	B	Paul WOOLFITT	Zcars Mini	2	2:28.238	18 laps	1 lap	80.33	1:09.472	2

FASTEST LAP

123	A	Ric WOOD	V8 Star	19	1:03.092	94.37 mph	151.88 kph
6	C	Danny KEENAN	MK Indy RR	6	1:03.987	93.05 mph	149.76 kph
1	D	Paul DOBSON	Mazda RX7	2	1:04.554	92.24 mph	148.44 kph
26	B	Cam FORBES	Westfield SEiW	4	1:04.917	91.72 mph	147.61 kph
14	E	Steven HIBBERT	Lotus Sport Elise	16	1:10.469	84.49 mph	135.98 kph
3	F	Paul INGRAM	Ford Fiesta	4	1:12.624	81.99 mph	131.95 kph

Weather / Track : Cloudy / Dry

These results are provisional until the conclusion of any judicial and technical matters.

Oulton Park Fosters
Circuit Length = 1.6540 miles
Start: 14:09 End: 14:32

Clerk of Course :	Timekeeper :
-------------------	--------------

CNC Heads Sports/Saloon Championship

RACE 4 - CLASSIFICATION

POS	NO	CL	NAME	ENTRY	LAPS	TIME	GAP	DIFF	MPH	BEST	ON
1	6	C	Danny KEENAN	MK Indy RR	20	21:44.131			91.31	1:03.987	6
2	2	C	Robert SPENCER	Stuart Taylor Locosaki	20	21:44.538	0.407	0.407	91.28	1:03.990	5
3	123	A	Ric WOOD	V8 Star	20	21:46.267	2.136	1.729	91.16	1:03.092	19
4	4	A	Simon ALLAWAY	Lotus Daytona Esprit V8	20	22:00.558	16.427	14.291	90.18	1:05.013	19
5	26	B	Cam FORBES	Westfield SEiW	20	22:00.786	16.655	0.228	90.16	1:04.917	4
6	1	D	Paul DOBSON	Mazda RX7	20	22:01.216	17.085	0.430	90.13	1:04.554	2
7	41	C	Daniel WAINWRIGHT	MK Indy RR	20	22:09.382	25.251	8.166	89.58	1:05.627	18
8	12	D	Dennis CROMPTON	BMW E36 M3	20	22:40.544	56.413	31.162	87.53	1:06.979	15
9	48	C	Walter BELL	Spire GTR	20	22:41.235	57.104	0.691	87.48	1:06.409	15
10	14	E	Steven HIBBERT	Lotus Sport Elise	18	21:47.277	2 laps	2 laps	81.98	1:10.469	16
11	29	D	Mike HURST	Vauxhall Vectra	18	21:47.679	2 laps	0.402	81.96	1:09.678	5
12	39	F	Jamie CRYER	Ford Fiesta	18	22:22.176	2 laps	34.497	79.85	1:12.825	6
13	24	D	Ralph UNDERWOOD	Triumph TR7 V8	18	22:42.478	2 laps	20.302	78.66	1:13.823	17
14	63	B	Richard HALL	Ginetta G20	17	21:58.096	3 laps	1 lap	76.79	1:15.352	10
15	37	F	Brian ALLEN	Ford Fiesta XR2i	17	22:46.049	3 laps	47.953	74.10	1:17.561	16

NOT CLASSIFIED

DNF	62	A	Paul SAMPSON	Volvo Grand National Coupe	16	20:48.554	4 laps	1 lap	76.30	1:11.781	7
DNF	79	A	Steve ROWLES	Eurocar V8	8	10:33.602	12 laps	8 laps	75.18	1:14.209	5
DNF	3	F	Paul INGRAM	Ford Fiesta	5	6:25.932	15 laps	3 laps	77.14	1:12.624	4
DNF	18	B	Mark HOPPER	Lotus Elan	3	3:33.315	17 laps	2 laps	83.74	1:07.690	2
DNF	95	B	Paul WOOLFITT	Zcars Mini	2	2:28.238	18 laps	1 lap	80.33	1:09.472	2

FASTEST LAP

123	A	Ric WOOD	V8 Star	19	1:03.092	94.37 mph	151.88 kph
6	C	Danny KEENAN	MK Indy RR	6	1:03.987	93.05 mph	149.76 kph
1	D	Paul DOBSON	Mazda RX7	2	1:04.554	92.24 mph	148.44 kph
26	B	Cam FORBES	Westfield SEiW	4	1:04.917	91.72 mph	147.61 kph
14	E	Steven HIBBERT	Lotus Sport Elise	16	1:10.469	84.49 mph	135.98 kph
3	F	Paul INGRAM	Ford Fiesta	4	1:12.624	81.99 mph	131.95 kph

Weather / Track : Cloudy / Dry

These results are provisional until the conclusion of any judicial and technical matters.

Oulton Park Fosters
Circuit Length = 1.6540 miles
Start: 14:09 End: 14:32

Clerk of Course :	Timekeeper :
-------------------	--------------

CNC Heads Sports/Saloon Championship

RACE 4 - CLASSIFICATION

POS	NO	CL	NAME	ENTRY	LAPS	TIME	GAP	DIFF	MPH	BEST	ON
1	6	C	Danny KEENAN	MK Indy RR	20	21:44.131			91.31	1:03.987	6
2	2	C	Robert SPENCER	Stuart Taylor Locosaki	20	21:44.538	0.407	0.407	91.28	1:03.990	5
3	123	A	Ric WOOD	V8 Star	20	21:46.267	2.136	1.729	91.16	1:03.092	19
4	4	A	Simon ALLAWAY	Lotus Daytona Esprit V8	20	22:00.558	16.427	14.291	90.18	1:05.013	19
5	26	B	Cam FORBES	Westfield SEiW	20	22:00.786	16.655	0.228	90.16	1:04.917	4
6	1	D	Paul DOBSON	Mazda RX7	20	22:01.216	17.085	0.430	90.13	1:04.554	2
7	41	C	Daniel WAINWRIGHT	MK Indy RR	20	22:09.382	25.251	8.166	89.58	1:05.627	18
8	12	D	Dennis CROMPTON	BMW E36 M3	20	22:40.544	56.413	31.162	87.53	1:06.979	15
9	48	C	Walter BELL	Spire GTR	20	22:41.235	57.104	0.691	87.48	1:06.409	15
10	14	E	Steven HIBBERT	Lotus Sport Elise	18	21:47.277	2 laps	2 laps	81.98	1:10.469	16
11	29	D	Mike HURST	Vauxhall Vectra	18	21:47.679	2 laps	0.402	81.96	1:09.678	5
12	39	F	Jamie CRYER	Ford Fiesta	18	22:22.176	2 laps	34.497	79.85	1:12.825	6
13	24	D	Ralph UNDERWOOD	Triumph TR7 V8	18	22:42.478	2 laps	20.302	78.66	1:13.823	17
14	63	B	Richard HALL	Ginetta G20	17	21:58.096	3 laps	1 lap	76.79	1:15.352	10
15	37	F	Brian ALLEN	Ford Fiesta XR2i	17	22:46.049	3 laps	47.953	74.10	1:17.561	16

NOT CLASSIFIED

DNF	62	A	Paul SAMPSON	Volvo Grand National Coupe	16	20:48.554	4 laps	1 lap	76.30	1:11.781	7
DNF	79	A	Steve ROWLES	Eurocar V8	8	10:33.602	12 laps	8 laps	75.18	1:14.209	5
DNF	3	F	Paul INGRAM	Ford Fiesta	5	6:25.932	15 laps	3 laps	77.14	1:12.624	4
DNF	18	B	Mark HOPPER	Lotus Elan	3	3:33.315	17 laps	2 laps	83.74	1:07.690	2
DNF	95	B	Paul WOOLFITT	Zcars Mini	2	2:28.238	18 laps	1 lap	80.33	1:09.472	2

FASTEST LAP

123	A	Ric WOOD	V8 Star	19	1:03.092	94.37 mph	151.88 kph
6	C	Danny KEENAN	MK Indy RR	6	1:03.987	93.05 mph	149.76 kph
1	D	Paul DOBSON	Mazda RX7	2	1:04.554	92.24 mph	148.44 kph
26	B	Cam FORBES	Westfield SEiW	4	1:04.917	91.72 mph	147.61 kph
14	E	Steven HIBBERT	Lotus Sport Elise	16	1:10.469	84.49 mph	135.98 kph
3	F	Paul INGRAM	Ford Fiesta	4	1:12.624	81.99 mph	131.95 kph

Weather / Track : Cloudy / Dry

These results are provisional until the conclusion of any judicial and technical matters.

Oulton Park Fosters
Circuit Length = 1.6540 miles
Start: 14:09 End: 14:32

Clerk of Course :	Timekeeper :
-------------------	--------------

CNC Heads Sports/Saloon Championship

RACE 4 - LAP CHART

Lap 1			Lap 2			Lap 3			Lap 4			Lap 5		
No	Behind	Laptime	No	Behind	Laptime	No	Behind	Laptime	No	Behind	Laptime	No	Behind	Laptime
6		1:09.872	6		1:05.220	6		1:04.701	6		1:04.837	6		1:04.192
2	0.307	1:10.179	2	0.841	1:05.754	2	1.101	1:04.961	2	0.889	1:04.625	2	0.687	1:03.990
4	0.986	1:10.858	4	0.850	1:05.084	26	2.818	1:05.255	26	2.898	1:04.917	26	3.735	1:05.029
26	2.341	1:12.213	26	2.264	1:05.143	1	3.050	1:05.222	1	3.251	1:05.038	1	5.264	1:06.205
1	3.195	1:13.067	1	2.529	1:04.554	123	4.390	1:05.937	123	4.107	1:04.554	123	5.470	1:05.555
123	3.468	1:13.340	123	3.154	1:04.906	4	4.489	1:08.340	4	5.307	1:05.655	4	6.830	1:05.715
41	3.483	1:13.355	41	5.008	1:06.745	41	6.300	1:05.993	41	7.382	1:05.919	41	8.954	1:05.764
12	5.870	1:15.742	12	7.696	1:07.046	12	10.051	1:07.056	12	12.962	1:07.748	12	15.859	1:07.089
48	7.040	1:16.912	18	9.969	1:07.690	18	13.522	1:08.254	48	17.619	1:08.400	48	20.417	1:06.990
18	7.499	1:17.371	48	10.979	1:09.159	48	14.056	1:07.778	29	26.180	1:10.979	29	31.666	1:09.678
95	8.894	1:18.766	95	13.146	1:09.472	29	20.038	1:10.726	3	34.800	1:12.624	62	44.965	1:12.262
29	9.519	1:19.391	29	14.013	1:09.714	3	27.013	1:13.076	62	36.895	1:12.104	14	46.022	1:11.789
3	11.189	1:21.061	3	18.638	1:12.669	62	29.628	1:14.597	14	38.425	1:12.492	39	48.390	1:13.115
62	12.385	1:22.257	62	19.732	1:12.567	39	30.649	1:13.430	39	39.467	1:13.655	24	57.048	1:14.394
39	13.533	1:23.405	14	21.826	1:12.649	14	30.770	1:13.645	24	46.846	1:15.619	3	57.110	1:26.502 P
14	14.397	1:24.269	39	21.920	1:13.607	24	36.064	1:15.357	79	47.734	1:15.624	79	57.751	1:14.209
24	16.437	1:26.309	24	25.408	1:14.191	79	36.947	1:14.684	63	54.929	1:15.683			
79	17.327	1:27.199	79	26.964	1:14.857	63	44.083	1:16.739	37	1:04.104	1:19.529			
37	19.693	1:29.565	63	32.045	1:16.884	37	49.412	1:20.702						
63	20.381	1:30.253	37	33.411	1:18.938									

Weather / Track : Cloudy / Dry

Oulton Park Fosters
 Circuit Length = 1.6540 miles
 Start: 14:09 End: 14:32

CNC Heads Sports/Saloon Championship

RACE 4 - LAP CHART

Lap 6			Lap 7			Lap 8			Lap 9			Lap 10		
No	Behind	Laptime	No	Behind	Laptime	No	Behind	Laptime	No	Behind	Laptime	No	Behind	Laptime
6		1:03.987	6		1:05.779	6		1:04.617	6		1:05.933	6		1:04.401
2	1.062	1:04.362	2	0.586	1:05.303	2	0.524	1:04.555	2	0.316	1:05.725	2	0.402	1:04.487
63	1 LAP	1:16.265	24	1 LAP	1:15.193	39	1 LAP	1:13.705	29	1 LAP	1:13.203	26	8.657	1:07.292
26	5.303	1:05.555	79	1 LAP	1:16.230	26	6.255	1:05.927	14	1 LAP	1:12.614	14	1 LAP	1:12.463
1	7.704	1:06.427	26	4.945	1:05.421	1	9.296	1:05.584	62	1 LAP	1:14.433	29	1 LAP	1:13.645
123	7.807	1:06.324	1	8.329	1:06.404	123	9.842	1:05.852	26	5.766	1:05.444	1	10.425	1:05.842
4	9.691	1:06.848	123	8.607	1:06.579	4	11.137	1:06.095	39	1 LAP	1:13.139	123	10.739	1:05.853
41	11.674	1:06.707	4	9.659	1:05.747	41	14.376	1:06.496	1	8.984	1:05.621	4	12.280	1:06.035
37	1 LAP	1:22.905	41	12.497	1:06.602	24	1 LAP	1:16.581	123	9.287	1:05.378	62	1 LAP	1:13.897
12	19.132	1:07.260	63	1 LAP	1:18.612	79	1 LAP	1:19.342	4	10.646	1:05.442	41	16.700	1:06.768
48	24.030	1:07.600	12	20.804	1:07.451	12	24.030	1:07.843	41	14.333	1:05.890	39	1 LAP	1:15.273
29	51.576	1:23.897	48	25.818	1:07.567	63	1 LAP	1:16.557	24	1 LAP	1:15.308	12	29.921	1:07.917
62	53.735	1:12.757	37	1 LAP	1:20.022	48	28.899	1:07.698	12	26.405	1:08.308	24	1 LAP	1:14.959
14	54.138	1:12.103	29	58.365	1:12.568	37	1 LAP	1:18.918	48	31.916	1:08.950	48	35.153	1:07.638
39	57.228	1:12.825	62	59.737	1:11.781				63	1 LAP	1:15.895	63	1 LAP	1:15.497
			14	1:00.103	1:11.744				79	1 LAP	1:31.457 P			
									37	1 LAP	1:18.666			

Weather / Track : Cloudy / Dry

Oulton Park Fosters
 Circuit Length = 1.6540 miles
 Start: 14:09 End: 14:32

CNC Heads Sports/Saloon Championship

RACE 4 - LAP CHART

Lap 11			Lap 12			Lap 13			Lap 14			Lap 15		
No	Behind	Laptime	No	Behind	Laptime	No	Behind	Laptime	No	Behind	Laptime	No	Behind	Laptime
6		1:04.557	6		1:04.874	2		1:05.188	2		1:05.026	6		1:04.716
2	0.506	1:04.661	2	0.210	1:04.578	6	0.303	1:05.701	6	0.374	1:05.097	2	0.152	1:05.242
26	10.128	1:06.028	26	10.554	1:05.300	63	2 LAPS	1:16.326	123	9.768	1:04.508	123	9.026	1:04.348
1	10.989	1:05.121	123	10.722	1:04.361	123	10.286	1:04.962	26	11.235	1:05.210	24	2 LAPS	1:16.139
123	11.235	1:05.053	1	12.024	1:05.909	26	11.051	1:05.895	1	12.934	1:05.851	26	11.199	1:05.054
4	13.071	1:05.348	4	13.316	1:05.119	1	12.109	1:05.483	4	13.530	1:05.606	1	14.062	1:06.218
37	2 LAPS	1:22.694	41	19.694	1:06.447	4	12.950	1:05.032	63	2 LAPS	1:18.305	4	14.513	1:06.073
29	1 LAP	1:11.531	29	1 LAP	1:12.061	41	20.102	1:05.806	41	20.993	1:05.917	41	21.911	1:06.008
41	18.121	1:05.978	14	1 LAP	1:11.948	29	1 LAP	1:10.997	29	1 LAP	1:10.619	63	2 LAPS	1:16.968
14	1 LAP	1:12.692	62	1 LAP	1:12.379	14	1 LAP	1:10.633	14	1 LAP	1:11.764	29	1 LAP	1:10.788
62	1 LAP	1:12.603	37	2 LAPS	1:21.118	62	1 LAP	1:14.125	12	40.546	1:07.464	12	42.435	1:06.979
39	1 LAP	1:14.000	12	35.898	1:07.677	12	38.108	1:07.608	48	43.767	1:07.555	14	1 LAP	1:10.759
12	33.095	1:07.731	39	1 LAP	1:14.027	48	41.238	1:07.362	62	1 LAP	1:13.543	48	45.086	1:06.409
48	37.640	1:07.044	48	39.274	1:06.508	37	2 LAPS	1:19.326	39	1 LAP	1:13.893	62	1 LAP	1:12.540
24	1 LAP	1:14.540	24	1 LAP	1:14.754	39	1 LAP	1:13.330	37	2 LAPS	1:18.407	39	1 LAP	1:14.106
63	1 LAP	1:15.352				24	1 LAP	1:14.481						

Weather / Track : Cloudy / Dry

Oulton Park Fosters
 Circuit Length = 1.6540 miles
 Start: 14:09 End: 14:32

CNC Heads Sports/Saloon Championship

RACE 4 - LAP CHART

Lap 16			Lap 17			Lap 18			Lap 19			Lap 20		
No	Behind	Laptime	No	Behind	Laptime	No	Behind	Laptime	No	Behind	Laptime	No	Behind	Laptime
6		1:06.296	6		1:05.050	6		1:04.310	6		1:04.203	6		1:05.788
2	0.263	1:06.407	2	0.562	1:05.349	2	0.785	1:04.533	2	1.020	1:04.438	2	0.407	1:05.175
37	3 LAPS	1:19.425	123	5.475	1:03.607	123	5.516	1:04.351	63	3 LAPS	1:19.717	123	2.136	1:03.519
123	6.918	1:04.188	39	2 LAPS	1:16.315	26	14.035	1:06.612	123	4.405	1:03.092	14	2 LAPS	1:11.744
26	10.235	1:05.332	26	11.733	1:06.548	4	16.085	1:05.017	62	3 LAPS	2:21.907 P	29	2 LAPS	1:13.879
1	15.029	1:07.263	4	15.378	1:05.174	1	17.019	1:05.091	4	16.895	1:05.013	63	3 LAPS	1:16.540
4	15.254	1:07.037	1	16.238	1:06.259	39	2 LAPS	1:14.384	26	16.975	1:07.143	4	16.427	1:05.320
24	2 LAPS	1:16.297	37	3 LAPS	1:21.458	41	23.190	1:05.627	1	18.002	1:05.186	26	16.655	1:05.468
41	21.253	1:05.638	41	21.873	1:05.670	37	3 LAPS	1:18.160	41	24.917	1:05.930	1	17.085	1:04.871
63	2 LAPS	1:16.126	24	2 LAPS	1:15.724	24	2 LAPS	1:13.863	39	2 LAPS	1:14.587	41	25.251	1:06.122
12	45.137	1:08.998	12	47.668	1:07.581	12	50.394	1:07.036	37	3 LAPS	1:17.561	39	2 LAPS	1:15.380
29	1 LAP	1:12.278	48	49.542	1:07.217	48	51.727	1:06.495	24	2 LAPS	1:13.823	12	56.413	1:08.876
48	47.375	1:08.585	63	2 LAPS	1:16.377	29	1 LAP	1:10.964	12	53.325	1:07.134	48	57.104	1:07.801
14	1 LAP	1:12.559	29	1 LAP	1:10.761	14	1 LAP	1:10.941	48	55.091	1:07.567	24	2 LAPS	1:14.946
62	1 LAP	1:14.802	14	1 LAP	1:10.469							37	3 LAPS	1:18.655

Weather / Track : Cloudy / Dry

Oulton Park Fosters
 Circuit Length = 1.6540 miles
 Start: 14:09 End: 14:32

Legends Cars Championship

RACE 5 - CLASSIFICATION

POS	NO	CL	NAME	ENTRY	LAPS	TIME	GAP	DIFF	MPH	BEST	ON
1	7		Dean BRACE	Legend Ford Coupe	8	9:50.026			80.73	1:12.342	3
2	16		Richard POCKLINGTON	Legend Ford Coupe 1934	8	9:50.269	0.243	0.243	80.70	1:12.363	3
3	32		Peter MORTON	Legend Ford Coupe	8	9:50.367	0.341	0.098	80.68	1:11.888	4
4	8		Nick BRACE	Legend Ford Coupe	8	9:52.102	2.076	1.735	80.45	1:12.563	3
5	83		James HOLMAN	Legend Ford Coupe	8	9:52.159	2.133	0.057	80.44	1:12.334	4
6	12		Stephen TREHERNE	Legend Ford	8	9:52.795	2.769	0.636	80.35	1:12.148	4
7	52		Gareth MARTIN	Legend Ford Coupe	8	9:55.748	5.722	2.953	79.95	1:13.410	2
8	55		Ben POWER	Legend Ford Coupe 1934	8	9:55.823	5.797	0.075	79.94	1:12.619	5
9	41		Eliot BUNN	Legend Chevrolet Coupe	8	9:57.353	7.327	1.530	79.74	1:13.136	5
10	34		John BELL	Legend Chevy Coupe	8	10:01.837	11.811	4.484	79.15	1:13.498	6
11	5		Jack PARKER	Legend Coupe 1934	8	10:02.058	12.032	0.221	79.12	1:13.667	4
12	66		Stephen WHITELEGG	Legend Ford Sedan 1937	8	10:02.768	12.742	0.710	79.02	1:13.432	5
13	39		Jessica GWYNNE	Legend Coupe	8	10:03.966	13.940	1.198	78.87	1:13.687	5
14	49		David WARD	Legend Dodge Sedan 1937	8	10:04.931	14.905	0.965	78.74	1:13.735	6
15	69		Gerard MCCOSH	Legend Ford Coupe 1934	8	10:06.126	16.100	1.195	78.59	1:12.747	5
16	9		Paul SIMMONS	Legend Ford Coupe	8	10:08.547	18.521	2.421	78.27	1:14.563	5
17	50		Nic GROUT	Legend Ford Coupe	8	10:20.341	30.315	11.794	76.79	1:15.656	5
18	29		Nathan ANTHONY	Legend Ford Coupe 1934	8	10:35.861	45.835	15.520	74.91	1:13.249	5
19	38		Enrico PALAZZO	Legend Ford Coupe	8	10:40.194	50.168	4.333	74.40	1:17.122	2
20	13		Josh FIELDING	Legend Ford Coupe	8	10:56.930	1:06.904	16.736	72.51	1:19.161	8
21	47		David JONES	Legend Ford Coupe	8	11:13.915	1:23.889	16.985	70.68	1:19.670	6
22	4		John MICKEL	Legend Coupe 1934	6	10:15.669	2 laps	2 laps	58.02	1:12.496	4

NOT CLASSIFIED

DNF	33		Chris BELL	Legend Ford Coupe	6	7:29.853	2 laps		79.41	1:12.618	4
DNF	1		Lawrence DAVEY	Legend Ford Coupe	5	6:17.138	3 laps	1 lap	78.94	1:12.885	4

FASTEST LAP

32			Peter MORTON	Legend Ford Coupe	4	1:11.888		82.83 mph		133.30 kph	
----	--	--	--------------	-------------------	---	----------	--	-----------	--	------------	--

Weather / Track : Cloudy / Dry

These results are provisional until the conclusion of any judicial and technical matters.

Oulton Park Fosters
Circuit Length = 1.6540 miles
Start: 14:39 End: 14:51

Clerk of Course :		Timekeeper :	
-------------------	--	--------------	--

Legends Cars Championship

RACE 5 - LAP CHART

Lap 1			Lap 2			Lap 3			Lap 4			Lap 5		
No	Behind	Laptime	No	Behind	Laptime	No	Behind	Laptime	No	Behind	Laptime	No	Behind	Laptime
12		1:16.971	4		1:12.873	7		1:12.342	7		1:12.773	7		1:14.235
4	0.067	1:17.038	7	0.071	1:12.692	4	0.280	1:12.693	4	0.003	1:12.496	32	0.107	1:14.090
7	0.319	1:17.290	16	0.435	1:12.441	16	0.385	1:12.363	32	0.252	1:11.888	12	0.206	1:13.550
16	0.934	1:17.905	8	0.935	1:12.751	8	1.085	1:12.563	16	0.503	1:12.891	16	0.417	1:14.149
8	1.124	1:18.095	12	0.980	1:13.920	32	1.137	1:12.265	12	0.891	1:12.148	8	0.571	1:13.432
83	1.187	1:18.158	32	1.285	1:12.125	12	1.516	1:12.949	8	1.374	1:13.062	83	1.175	1:13.718
32	2.100	1:19.071	83	1.843	1:13.596	83	2.131	1:12.701	83	1.692	1:12.334	52	4.338	1:13.948
52	2.237	1:19.208	52	2.707	1:13.410	52	3.745	1:13.451	52	4.625	1:13.653	29	6.341	1:13.249
33	2.714	1:19.685	41	5.497	1:14.891	29	6.842	1:13.752	29	7.327	1:13.258	41	6.847	1:13.136
5	2.789	1:19.760	29	5.503	1:14.813	41	7.366	1:14.282	41	7.946	1:13.353	55	7.005	1:12.619
66	3.469	1:20.440	1	5.924	1:14.901	1	8.253	1:14.742	33	8.206	1:12.618	4	7.448	1:21.680 P
41	3.546	1:20.517	55	6.064	1:15.037	33	8.361	1:13.508	1	8.365	1:12.885	33	7.801	1:13.830
29	3.630	1:20.601	66	6.197	1:15.668	66	8.479	1:14.695	55	8.621	1:12.879	1	7.806	1:13.676
1	3.963	1:20.934	5	7.125	1:17.276	55	8.515	1:14.864	66	9.695	1:13.989	66	8.892	1:13.432
55	3.967	1:20.938	33	7.266	1:17.492	5	9.355	1:14.643	5	10.249	1:13.667	5	9.757	1:13.743
49	4.649	1:21.620	49	7.656	1:15.947	49	9.763	1:14.520	34	10.581	1:13.518	34	10.142	1:13.796
39	4.705	1:21.676	39	8.214	1:16.449	34	9.836	1:13.928	49	11.345	1:14.355	49	10.894	1:13.784
34	5.041	1:22.012	34	8.321	1:16.220	39	10.140	1:14.339	39	11.609	1:14.242	39	11.061	1:13.687
9	5.457	1:22.428	9	8.504	1:15.987	9	11.787	1:15.696	9	13.837	1:14.823	9	14.165	1:14.563
50	5.962	1:22.933	50	9.003	1:15.981	69	15.891	1:18.838	69	16.689	1:13.571	69	15.201	1:12.747
69	6.707	1:23.678	69	9.466	1:15.699	50	17.265	1:20.675	50	20.662	1:16.170	50	22.083	1:15.656
38	7.501	1:24.472	38	11.683	1:17.122	38	18.261	1:18.991	38	24.054	1:18.566	38	28.955	1:19.136
13	9.250	1:26.221	13	19.380	1:23.070	47	33.757	1:22.665	47	41.886	1:20.902	47	47.549	1:19.898
47	13.103	1:30.074	47	23.505	1:23.342	13	35.210	1:28.243	13	42.814	1:20.377	13	48.391	1:19.812

Weather / Track : Cloudy / Dry

Oulton Park Fosters
 Circuit Length = 1.6540 miles
 Start: 14:39 End: 14:51

Legends Cars Championship

RACE 5 - LAP CHART

Lap 6			Lap 7			Lap 8		
No	Behind	Laptime	No	Behind	Laptime	No	Behind	Laptime
32		1:13.154	32		1:13.667	7		1:13.596
7	0.040	1:13.301	12	0.071	1:13.665	16	0.243	1:13.564
12	0.073	1:13.128	7	0.170	1:13.797	32	0.341	1:14.107
16	0.355	1:13.199	16	0.445	1:13.757	8	2.076	1:14.699
8	1.007	1:13.697	8	1.143	1:13.803	83	2.133	1:14.676
83	1.263	1:13.349	83	1.223	1:13.627	12	2.769	1:16.464
52	5.235	1:14.158	52	5.384	1:13.816	52	5.722	1:14.104
29	6.413	1:13.333	55	6.665	1:13.407	55	5.797	1:12.898
55	6.925	1:13.181	41	7.659	1:14.284	41	7.327	1:13.434
41	7.042	1:13.456	66	10.503	1:14.462	34	11.811	1:14.713
33	7.260	1:12.720	34	10.864	1:14.152	5	12.032	1:14.637
66	9.708	1:14.077	5	11.161	1:14.373	66	12.742	1:16.005
34	10.379	1:13.498	49	12.467	1:14.766	39	13.940	1:15.079
5	10.455	1:13.959	39	12.627	1:14.556	49	14.905	1:16.204
49	11.368	1:13.735	69	16.474	1:14.318	69	16.100	1:13.392
39	11.738	1:13.938	9	17.480	1:15.378	9	18.521	1:14.807
9	15.769	1:14.865	29	20.515	1:27.769	4	2 LAPS	3:58.889
69	15.823	1:13.883	50	27.532	1:16.008	50	30.315	1:16.549
50	25.191	1:16.369	38	43.444	1:18.958	29	45.835	1:39.086
38	38.153	1:22.459	47	1:01.348	1:21.057	38	50.168	1:20.490
47	53.958	1:19.670	13	1:01.509	1:20.751	13	1:06.904	1:19.161
13	54.425	1:19.295				47	1:23.889	1:36.307 P

Weather / Track : Cloudy / Dry

Oulton Park Fosters
 Circuit Length = 1.6540 miles
 Start: 14:39 End: 14:51

CFFR Pre 90 Formula Ford Championship

RACE 7 - CLASSIFICATION

POS	NO	CL	NAME	ENTRY	LAPS	TIME	GAP	DIFF	MPH	BEST	ON
1	6		John LOEBELL	Van Diemen RF89	17	20:42.780			81.45	1:09.534	17
2	69		Stuart KESTENBAUM	Van Diemen RF79	17	20:43.395	0.615	0.615	81.41	1:09.708	13
3	50		Ian PARKINGTON	Reynard 1984	17	20:43.654	0.874	0.259	81.39	1:09.280	15
4	34		Colin WILLIAMS	PRS RW01	17	21:00.894	18.114	17.240	80.28	1:10.546	16
5	60		James BUCKTON	Elden MK8	17	21:01.340	18.560	0.446	80.25	1:10.571	16
6	3		John MURPHY	Merlyn MK20	17	21:13.556	30.776	12.216	79.48	1:11.758	17
7	28		Alan FINCHAM	Van Diemen RF80	16	20:54.343	1 lap	1 lap	75.95	1:15.818	15
8	84		Stephen BRACEGIRDLE	Van Diemen RF88	16	21:22.275	1 lap	27.932	74.29	1:15.764	16
9	7		Ian JEARY	Dulon mp15	16	21:22.718	1 lap	0.443	74.27	1:15.662	16
10	87		Martyn MCGRILLEN	Van Diemen RF80	15	20:54.639	2 laps	1 lap	71.18	1:17.847	13
11	51		Ian WOOD	Royale RP33	15	20:54.879	2 laps	0.240	71.17	1:18.796	15
NOT CLASSIFIED											
DNF	72		Matthew RIDGE	Van Diemen RF82	3	3:57.467	14 laps	12 laps	75.22	1:15.327	3
DNF	95		steve ROBERTS	Van Diemen rf87	0						
FASTEST LAP											
50	Ian PARKINGTON	Reynard 1984	15	1:09.280	85.94 mph	138.32 kph					

Weather / Track : Cloudy / Dry

These results are provisional until the conclusion of any judicial and technical matters.

Oulton Park Fosters
Circuit Length = 1.6540 miles
Start: 15:49 End: 16:11

Clerk of Course :	Timekeeper :
-------------------	--------------

CFFR Pre 90 Formula Ford Championship
RACE 7 - LAP CHART

Lap 1			Lap 2			Lap 3			Lap 4			Lap 5		
No	Behind	Laptime	No	Behind	Laptime	No	Behind	Laptime	No	Behind	Laptime	No	Behind	Laptime
50		1:21.306	50		1:15.921	50		1:14.691	50		1:14.341	50		1:14.600
6	1.570	1:22.876	6	2.602	1:16.953	6	3.955	1:16.044	6	4.565	1:14.951	6	3.960	1:13.995
34	1.853	1:23.159	34	2.891	1:16.959	34	4.319	1:16.119	34	5.531	1:15.553	69	5.004	1:13.841
72	3.670	1:24.976	69	4.275	1:16.230	69	4.633	1:15.049	69	5.763	1:15.471	34	6.099	1:15.168
69	3.966	1:25.272	72	4.913	1:17.164	72	5.549	1:15.327	60	6.147	1:14.450	60	6.489	1:14.942
60	4.224	1:25.530	60	5.291	1:16.988	60	6.038	1:15.438	3	7.612	1:15.217	3	7.681	1:14.669
28	4.703	1:26.009	3	6.369	1:17.476	3	6.736	1:15.058	28	13.804	1:18.295	28	18.789	1:19.585
3	4.814	1:26.120	28	7.507	1:18.725	28	9.850	1:17.034	84	26.850	1:22.115	84	32.664	1:20.414
84	7.411	1:28.717	84	12.804	1:21.314	84	19.076	1:20.963	51	39.823	1:25.867	7	46.317	1:20.658
7	7.878	1:29.184	51	18.497	1:23.959	51	28.297	1:24.491	7	40.259	1:20.079	51	48.543	1:23.320
51	10.459	1:31.765	7	28.521	1:36.564	7	34.521	1:20.691	87	57.767	1:26.155	87	1:06.283	1:23.116
87	11.296	1:32.602	87	36.330	1:40.955	87	45.953	1:24.314						

Weather / Track : Cloudy / Dry

Oulton Park Fosters
 Circuit Length = 1.6540 miles
 Start: 15:49 End: 16:11

CFFR Pre 90 Formula Ford Championship

RACE 7 - LAP CHART

Lap 6			Lap 7			Lap 8			Lap 9			Lap 10		
No	Behind	Laptime	No	Behind	Laptime	No	Behind	Laptime	No	Behind	Laptime	No	Behind	Laptime
50		1:13.626	50		1:14.106	50		1:12.323	50		1:12.971	6		1:12.533
6	4.245	1:13.911	87	1 LAP	1:23.339	6	1.459	1:11.123	6	0.155	1:11.667	50	0.532	1:13.220
69	4.449	1:13.071	6	2.659	1:12.520	69	2.467	1:11.746	69	2.586	1:13.090	69	1.332	1:11.434
34	8.663	1:16.190	69	3.044	1:12.701	34	11.146	1:14.544	51	1 LAP	1:27.756	34	11.424	1:12.558
3	9.815	1:15.760	34	8.925	1:14.368	60	11.528	1:13.979	34	11.554	1:13.379	60	12.231	1:12.782
60	10.037	1:17.174	60	9.872	1:13.941	3	13.713	1:15.508	60	12.137	1:13.580	3	15.908	1:13.774
28	24.303	1:19.140	3	10.528	1:14.819	87	1 LAP	1:24.151	3	14.822	1:14.080	51	1 LAP	1:27.023
84	39.296	1:20.258	28	29.211	1:19.014	28	35.383	1:18.495	87	1 LAP	1:22.058	87	1 LAP	1:21.667
7	53.097	1:20.406	84	44.256	1:19.066	84	50.582	1:18.649	28	40.496	1:18.084	28	45.792	1:17.984
51	55.232	1:20.315	7	57.911	1:18.920	7	1:04.145	1:18.557	84	1:02.929	1:25.318	84	1:09.407	1:19.166
			51	1:03.839	1:22.713				7	1:08.738	1:17.564			

Weather / Track : Cloudy / Dry

Oulton Park Fosters
 Circuit Length = 1.6540 miles
 Start: 15:49 End: 16:11

CFFR Pre 90 Formula Ford Championship

RACE 7 - LAP CHART

Lap 11			Lap 12			Lap 13			Lap 14			Lap 15		
No	Behind	Laptime	No	Behind	Laptime	No	Behind	Laptime	No	Behind	Laptime	No	Behind	Laptime
6		1:11.665	6		1:11.242	6		1:10.059	6		1:10.555	6		1:10.707
69	1.750	1:12.083	69	0.638	1:10.130	69	0.287	1:09.708	69	0.202	1:10.470	69	0.248	1:10.753
7	1 LAP	1:17.455	50	2.143	1:11.388	50	2.597	1:10.513	50	1.804	1:09.762	50	0.377	1:09.280
50	1.997	1:13.130	84	1 LAP	1:21.064	34	15.596	1:12.884	34	16.973	1:11.932	28	1 LAP	1:16.951
34	12.015	1:12.256	7	1 LAP	1:17.201	60	16.414	1:12.922	60	17.295	1:11.436	34	18.325	1:12.059
60	12.899	1:12.333	34	12.771	1:11.998	84	1 LAP	1:19.533	84	1 LAP	1:16.500	60	18.914	1:12.326
3	18.352	1:14.109	60	13.551	1:11.894	7	1 LAP	1:19.866	7	1 LAP	1:16.500	84	1 LAP	1:16.590
51	1 LAP	1:23.505	3	21.808	1:14.698	3	24.680	1:12.931	3	26.699	1:12.574	3	29.049	1:13.057
87	1 LAP	1:20.638	51	1 LAP	1:22.273	51	1 LAP	1:21.828	51	1 LAP	1:21.042	7	1 LAP	1:16.943
28	51.614	1:17.487	87	1 LAP	1:20.523	87	1 LAP	1:19.071	87	1 LAP	1:17.847			
			28	57.830	1:17.458	28	1:05.060	1:17.289						

Weather / Track : Cloudy / Dry

Oulton Park Fosters
 Circuit Length = 1.6540 miles
 Start: 15:49 End: 16:11

CFFR Pre 90 Formula Ford Championship
RACE 7 - LAP CHART

Lap 16			Lap 17		
No	Behind	Laptime	No	Behind	Laptime
6		1:12.445	6		1:09.534
69	0.299	1:12.496	69	0.615	1:09.850
50	0.346	1:12.414	50	0.874	1:10.062
51	2 LAPS	1:20.226	28	1 LAP	1:16.975
87	2 LAPS	1:20.310	87	2 LAPS	1:17.893
28	1 LAP	1:15.818	51	2 LAPS	1:18.796
34	16.426	1:10.546	34	18.114	1:11.222
60	17.040	1:10.571	60	18.560	1:11.054
3	28.552	1:11.948	3	30.776	1:11.758
84	1 LAP	1:16.844	84	1 LAP	1:15.764
7	1 LAP	1:16.468	7	1 LAP	1:15.662

Weather / Track : Cloudy / Dry

Oulton Park Fosters
 Circuit Length = 1.6540 miles
 Start: 15:49 End: 16:11

URS Classic Formula Ford 2000 Championship

RACE 6 - CLASSIFICATION

POS	NO	CL	NAME	ENTRY	LAPS	TIME	GAP	DIFF	MPH	BEST	ON
1	1	A	Ian PEARSON	Van Diemen RF83	15	16:02.719			92.77	1:03.133	13
2	18	A	Tom POPE	Van Diemen RF82	15	16:10.855	8.136	8.136	91.99	1:03.729	11
3	19	A	Scott TEMPLE	Van Diemen RF82	15	16:12.071	9.352	1.216	91.88	1:03.828	12
4	55	A	Jon FINCH	Van Diemen RF82	15	16:16.438	13.719	4.367	91.47	1:04.058	15
5	72	A	Andrew STORER	Van Diemen RF82	15	16:22.109	19.390	5.671	90.94	1:04.272	15
6	45	A	Robert PEARSON	Van Diemen RF82	15	16:32.677	29.958	10.568	89.97	1:04.977	14
7	98	A	Rodney TOFT	Van Diemen RF82	15	16:33.130	30.411	0.453	89.93	1:04.742	15
8	4	A	Richard WALLINGTON	Van Diemen RF83	15	16:34.381	31.662	1.251	89.82	1:03.641	15
NOT CLASSIFIED											
DNF	66	A	Nigel CORRY	Van Diemen RF82	4	4:35.725	11 laps	11 laps	86.38	1:04.329	4
FASTEST LAP											
1	A	Ian PEARSON	Van Diemen RF83	13	1:03.133	94.31 mph	151.78 kph				

CAR 66 - 10 SECOND STARTLINE PENALTY

Weather / Track : Cloudy/Dry

These results are provisional until the conclusion of any judicial and technical matters.

Oulton Park Fosters
Circuit Length = 1.6540 miles
Start: 16:21 End: 16:38

Clerk of Course :		Timekeeper :	
-------------------	--	--------------	--

URS Classic Formula Ford 2000 Championship
RACE 6 - LAP CHART

Lap 1			Lap 2			Lap 3			Lap 4			Lap 5		
No	Behind	Laptime	No	Behind	Laptime	No	Behind	Laptime	No	Behind	Laptime	No	Behind	Laptime
1		1:10.598	1		1:04.767	1		1:04.419	1		1:04.103	1		1:03.719
66	1.103	1:11.701	66	1.244	1:04.908	66	1.612	1:04.787	66	1.838	1:04.329	18	3.465	1:04.215
18	1.509	1:12.107	18	2.323	1:05.581	18	2.668	1:04.764	18	2.969	1:04.404	19	4.521	1:04.742
19	1.912	1:12.510	19	2.525	1:05.380	19	3.168	1:05.062	19	3.498	1:04.433	55	5.785	1:04.514
55	2.743	1:13.341	55	3.776	1:05.800	55	4.241	1:04.884	55	4.990	1:04.852	72	7.727	1:04.690
4	3.302	1:13.900	72	4.877	1:06.245	72	6.011	1:05.553	72	6.756	1:04.848	4	11.122	1:04.772
72	3.399	1:13.997	45	6.185	1:06.834	45	7.725	1:05.959	45	9.768	1:06.146	45	12.227	1:06.178
45	4.118	1:14.716	4	6.641	1:08.106	4	8.084	1:05.862	4	10.069	1:06.088	98	14.097	1:05.562
98	5.261	1:15.859	98	7.977	1:07.483	98	10.332	1:06.774	98	12.254	1:06.025			

CAR 66 - 10 SECOND STARTLINE PENALTY

Weather / Track : Cloudy/Dry

Oulton Park Fosters
 Circuit Length = 1.6540 miles
 Start: 16:21 End: 16:38

URS Classic Formula Ford 2000 Championship
RACE 6 - LAP CHART

Lap 6			Lap 7			Lap 8			Lap 9			Lap 10		
No	Behind	Laptime	No	Behind	Laptime	No	Behind	Laptime	No	Behind	Laptime	No	Behind	Laptime
1		1:03.829	1		1:03.832	1		1:03.450	1		1:03.769	1		1:03.416
18	3.894	1:04.258	18	4.299	1:04.237	18	5.087	1:04.238	18	5.225	1:03.907	18	5.850	1:04.041
19	4.872	1:04.180	19	4.933	1:03.893	19	5.638	1:04.155	19	5.766	1:03.897	19	6.263	1:03.913
55	6.411	1:04.455	55	7.173	1:04.594	55	8.052	1:04.329	55	8.523	1:04.240	55	9.339	1:04.232
72	8.700	1:04.802	72	9.546	1:04.678	72	10.713	1:04.617	72	11.787	1:04.843	72	12.747	1:04.376
4	11.526	1:04.233	4	12.013	1:04.319	4	12.773	1:04.210	4	12.998	1:03.994	4	13.347	1:03.765
45	13.888	1:05.490	45	15.170	1:05.114	45	17.287	1:05.567	45	18.710	1:05.192	45	20.297	1:05.003
98	15.894	1:05.626	98	17.258	1:05.196	98	18.898	1:05.090	98	19.998	1:04.869	98	21.623	1:05.041

CAR 66 - 10 SECOND STARTLINE PENALTY

Weather / Track : Cloudy/Dry

Oulton Park Fosters
 Circuit Length = 1.6540 miles
 Start: 16:21 End: 16:38

URS Classic Formula Ford 2000 Championship
RACE 6 - LAP CHART

Lap 11			Lap 12			Lap 13			Lap 14			Lap 15		
No	Behind	Laptime	No	Behind	Laptime	No	Behind	Laptime	No	Behind	Laptime	No	Behind	Laptime
1		1:03.319	1		1:03.236	1		1:03.133	1		1:03.487	1		1:03.642
18	6.260	1:03.729	18	6.881	1:03.857	18	7.487	1:03.739	18	7.800	1:03.800	18	8.136	1:03.978
19	6.918	1:03.974	19	7.510	1:03.828	19	8.373	1:03.996	19	8.764	1:03.878	19	9.352	1:04.230
55	10.610	1:04.590	55	11.645	1:04.271	55	12.620	1:04.108	55	13.303	1:04.170	55	13.719	1:04.058
72	14.001	1:04.573	72	15.549	1:04.784	72	17.685	1:05.269	72	18.760	1:04.562	72	19.390	1:04.272
4	14.428	1:04.400	4	15.989	1:04.797	45	26.963	1:06.144	45	28.453	1:04.977	45	29.958	1:05.147
45	22.146	1:05.168	45	23.952	1:05.042	98	27.652	1:05.416	98	29.311	1:05.146	98	30.411	1:04.742
98	23.729	1:05.425	98	25.369	1:04.876	4	30.993	1:18.137	4	31.663	1:04.157	4	31.662	1:03.641

CAR 66 - 10 SECOND STARTLINE PENALTY

Weather / Track : Cloudy/Dry

Oulton Park Fosters
 Circuit Length = 1.6540 miles
 Start: 16:21 End: 16:38

Kumho BMW Championship

RACE 8 - CLASSIFICATION

POS	NO	CL	NAME	ENTRY	LAPS	TIME	GAP	DIFF	MPH	BEST	ON
1	2	A	Garrie WHITTAKER	BMW E36 M3	9	10:06.575			88.34	1:05.893	3
2	42	I	Thomas KNIGHT	BMW E36 M3	9	10:09.854	3.279	3.279	87.87	1:05.798	4
3	6	A	Stephen PEARSON	BMW M3	9	10:37.764	31.189	27.910	84.02	1:08.509	2
4	4	A	Colin WHITMORE	BMW M3	9	10:42.690	36.115	4.926	83.38	1:09.723	4
5	8	A	Graham HEARD	BMW 3 Series	9	10:49.295	42.720	6.605	82.53	1:10.528	5
6	21	A	James CARD	BMW E46 M3	9	10:49.369	42.794	0.074	82.52	1:09.140	6
7	29	B	Mark SMITH	BMW E90 M3	9	10:50.119	43.544	0.750	82.43	1:09.709	4
8	32	B	Rodger CARD	BMW E30 M3	9	10:50.642	44.067	0.523	82.36	1:09.455	7
9	55	C	Simon HUDSON	BMW E30	9	10:56.522	49.947	5.880	81.62	1:11.156	6
10	28	B	Adrian GILBERT	BMW E36 M3	9	10:56.705	50.130	0.183	81.60	1:10.947	6
11	41	B	Stuart LAWS	BMW E36 M3	9	11:11.469	1:04.894	14.764	79.81	1:10.193	6
12	79	D	Karl SKITT	BMW 318 compact	8	10:09.969	1 lap	1 lap	78.09	1:14.475	7
13	50	C	Peter MILLER	BMW E36 328i	8	10:11.744	1 lap	1.775	77.86	1:13.950	7
14	83	D	Matthew FIELDING	BMW 318 Coupe	8	10:12.617	1 lap	0.873	77.75	1:14.335	7
15	70	D	Robert SALISBURY	BMW 318is	8	10:13.157	1 lap	0.540	77.68	1:14.567	7
16	71	D	Sean FOLEY	BMW 318 is	8	10:18.302	1 lap	5.145	77.04	1:15.419	6
17	84	D	Philip GRAYSON	BMW 318is	8	10:18.626	1 lap	0.324	77.00	1:14.942	8
18	69	D	James FORD	BMW E36 318ti	8	10:21.663	1 lap	3.037	76.62	1:15.849	6
19	87	I	Roger LAVENDER	BMW	8	10:24.322	1 lap	2.659	76.30	1:15.426	3
20	77	D	John BRABBIN	BMW 318	8	10:27.310	1 lap	2.988	75.93	1:15.953	5
21	74	D	Ralph KIRK	BMW 318is	8	10:32.902	1 lap	5.592	75.26	1:16.392	8
22	96	I	Karl JONES	BMW compact	8	10:33.283	1 lap	0.381	75.22	1:16.238	7
23	73	I	John JONES	BMW 318is	8	10:40.825	1 lap	7.542	74.33	1:17.587	6
24	91	D	Darren BECKLY	BMW E36 Coupe	8	10:41.772	1 lap	0.947	74.22	1:17.518	5
25	89	I	Thomas HOULBROOK	BMW E36 M3	8	10:53.541	1 lap	11.769	72.88	1:18.716	5
26	76	D	Douglas SIMMEN	BMW 318is	8	10:59.592	1 lap	6.051	72.22	1:19.070	5
NOT CLASSIFIED											
DNF	81	D	Richard BACON	BMW E36 318i	1	2:02.566	8 laps	7 laps	48.58		
FASTEST LAP											
42	I	Thomas KNIGHT	BMW E36 M3		4	1:05.798		90.49 mph		145.64 kph	
2	A	Garrie WHITTAKER	BMW E36 M3		3	1:05.893		90.36 mph		145.43 kph	
32	B	Rodger CARD	BMW E30 M3		7	1:09.455		85.73 mph		137.97 kph	
55	C	Simon HUDSON	BMW E30		6	1:11.156		83.68 mph		134.67 kph	
83	D	Matthew FIELDING	BMW 318 Coupe		7	1:14.335		80.10 mph		128.91 kph	

Weather / Track : Cloudy / Dry

These results are provisional until the conclusion of any judicial and technical matters.

Oulton Park Fosters
Circuit Length = 1.6540 miles
Start: 17:20 End: 17:31

Clerk of Course :	Timekeeper :
-------------------	--------------

Kumho BMW Championship

RACE 8 - LAP CHART

Lap 1			Lap 2			Lap 3			Lap 4			Lap 5		
No	Behind	Laptime	No	Behind	Laptime	No	Behind	Laptime	No	Behind	Laptime	No	Behind	Laptime
2		1:11.453	2		1:06.379	2		1:05.893	2		1:06.108	2		1:06.156
42	1.323	1:12.776	42	1.333	1:06.389	42	1.756	1:06.316	42	1.446	1:05.798	76	1 LAP	1:20.043
4	5.363	1:16.816	6	7.561	1:08.509	6	10.432	1:08.764	6	14.058	1:09.734	42	1.825	1:06.535
6	5.431	1:16.884	4	9.983	1:10.999	4	14.958	1:10.868	4	18.573	1:09.723	6	17.540	1:09.638
41	6.532	1:17.985	8	11.818	1:11.140	8	16.636	1:10.711	8	21.546	1:11.018	4	22.470	1:10.053
8	7.057	1:18.510	41	13.040	1:12.887	29	19.114	1:10.823	29	22.715	1:09.709	8	25.918	1:10.528
29	7.479	1:18.932	55	13.872	1:11.908	55	21.419	1:13.440	55	26.884	1:11.573	29	26.371	1:09.812
55	8.343	1:19.796	29	14.184	1:13.084	21	21.619	1:13.108	21	27.136	1:11.625	21	30.508	1:09.528
21	8.652	1:20.105	21	14.404	1:12.131	32	22.177	1:13.353	32	27.634	1:11.565	32	32.218	1:10.740
32	10.307	1:21.760	32	14.717	1:10.789	28	24.035	1:11.725	28	29.235	1:11.308	55	33.385	1:12.657
79	12.262	1:23.715	28	18.203	1:12.169	79	31.609	1:15.575	79	40.170	1:14.669	28	34.294	1:11.215
28	12.413	1:23.866	83	21.722	1:15.535	83	31.925	1:16.096	83	40.420	1:14.603	41	47.163	1:11.904
83	12.566	1:24.019	79	21.927	1:16.044	50	33.716	1:17.469	41	41.415	1:11.643	79	49.375	1:15.361
50	13.670	1:25.123	50	22.140	1:14.849	70	34.973	1:15.223	50	42.560	1:14.952	83	49.633	1:15.369
84	16.265	1:27.718	70	25.643	1:15.558	71	35.850	1:15.679	70	44.554	1:15.689	50	51.631	1:15.227
70	16.464	1:27.917	71	26.064	1:15.611	41	35.880	1:28.733	71	45.406	1:15.664	70	53.225	1:14.827
71	16.832	1:28.285	84	26.737	1:16.851	84	36.370	1:15.526	84	45.989	1:15.727	71	55.106	1:15.856
69	17.633	1:29.086	69	27.609	1:16.355	69	37.820	1:16.104	69	47.703	1:15.991	84	55.680	1:15.847
87	17.867	1:29.320	87	28.611	1:17.123	87	38.144	1:15.426	87	48.040	1:16.004	69	57.596	1:16.049
77	18.377	1:29.830	77	29.336	1:17.338	77	40.707	1:17.264	77	51.592	1:16.993	87	57.930	1:16.046
96	19.295	1:30.748	96	29.671	1:16.755	96	44.345	1:20.567	74	55.709	1:17.362	77	1:01.389	1:15.953
89	19.672	1:31.125	74	32.602	1:18.709	74	44.455	1:17.746	96	56.412	1:18.175	74	1:06.037	1:16.484
74	20.272	1:31.725	73	33.076	1:19.073	73	46.115	1:18.932	73	57.862	1:17.855	96	1:06.648	1:16.392
73	20.382	1:31.835	89	33.323	1:20.030	91	47.810	1:17.604	91	1:00.063	1:18.361			
91	23.086	1:34.539	91	36.099	1:19.392	89	48.122	1:20.692	89	1:01.216	1:19.202			
76	24.760	1:36.213	76	39.261	1:20.880	76	53.641	1:20.273						
81	51.113	2:02.566 P												

Weather / Track : Cloudy / Dry

Oulton Park Fosters
Circuit Length = 1.6540 miles
Start: 17:20 End: 17:31

Kumho BMW Championship

RACE 8 - LAP CHART

Lap 6			Lap 7			Lap 8			Lap 9		
No	Behind	Laptime	No	Behind	Laptime	No	Behind	Laptime	No	Behind	Laptime
2		1:07.553	2		1:07.289	2		1:07.228	2		1:08.516
42	1.800	1:07.528	87	1 LAP	1:17.311	70	1 LAP	1:14.567	42	3.279	1:07.945
73	1 LAP	1:17.719	42	3.285	1:08.774	42	3.850	1:07.793	79	1 LAP	1:15.111
91	1 LAP	1:17.518	77	1 LAP	1:16.912	71	1 LAP	1:15.856	50	1 LAP	1:16.044
89	1 LAP	1:18.716	74	1 LAP	1:17.661	84	1 LAP	1:16.564	83	1 LAP	1:17.570
76	1 LAP	1:19.070	96	1 LAP	1:17.913	69	1 LAP	1:15.865	70	1 LAP	1:14.701
6	20.427	1:10.440	73	1 LAP	1:17.587	87	1 LAP	1:17.526	71	1 LAP	1:15.932
4	25.348	1:10.431	91	1 LAP	1:17.881	77	1 LAP	1:16.776	84	1 LAP	1:14.942
8	29.626	1:11.261	89	1 LAP	1:19.995	74	1 LAP	1:16.823	69	1 LAP	1:16.364
29	30.005	1:11.187	6	23.628	1:10.490	96	1 LAP	1:16.238	87	1 LAP	1:15.566
21	32.095	1:09.140	76	1 LAP	1:19.740	73	1 LAP	1:18.099	77	1 LAP	1:16.244
32	34.740	1:10.075	4	29.533	1:11.474	91	1 LAP	1:17.580	74	1 LAP	1:16.392
55	36.988	1:11.156	8	34.256	1:11.919	6	27.044	1:10.644	96	1 LAP	1:16.495
28	37.688	1:10.947	29	34.612	1:11.896	89	1 LAP	1:19.128	6	31.189	1:12.661
41	49.803	1:10.193	21	34.733	1:09.927	4	33.275	1:10.970	73	1 LAP	1:19.725
79	56.841	1:15.019	32	36.906	1:09.455	76	1 LAP	1:19.178	91	1 LAP	1:18.897
83	57.170	1:15.090	55	41.009	1:11.310	8	38.471	1:11.443	4	36.115	1:11.356
50	58.208	1:14.130	28	41.553	1:11.154	29	38.697	1:11.313	8	42.720	1:12.765
70	1:00.347	1:14.675	41	54.308	1:11.794	21	38.762	1:11.257	21	42.794	1:12.548
71	1:02.972	1:15.419	79	1:04.027	1:14.475	32	39.654	1:09.976	29	43.544	1:13.363
84	1:03.578	1:15.451	83	1:04.216	1:14.335	55	45.514	1:11.733	32	44.067	1:12.929
69	1:05.892	1:15.849	50	1:04.869	1:13.950	28	46.045	1:11.720	89	1 LAP	1:24.653 P
						41	57.893	1:10.813	55	49.947	1:12.949
									28	50.130	1:12.601
									76	1 LAP	1:24.195
									41	1:04.894	1:15.517

Weather / Track : Cloudy / Dry

Oulton Park Fosters
 Circuit Length = 1.6540 miles
 Start: 17:20 End: 17:31

Legends Cars Championship

RACE 9 - CLASSIFICATION

POS	NO	CL	NAME	ENTRY	LAPS	TIME	GAP	DIFF	MPH	BEST	ON
1	12		Stephen TREHERNE	Legend Ford	12	15:43.958			75.69	1:12.008	11
2	32		Peter MORTON	Legend Ford Coupe	12	15:46.489	2.531	2.531	75.49	1:12.195	11
3	41		Eliot BUNN	Legend Chevrolet Coupe	12	15:47.028	3.070	0.539	75.45	1:12.255	11
4	33		Chris BELL	Legend Ford Coupe	12	15:53.130	9.172	6.102	74.96	1:12.198	7
5	16		Richard POCKLINGTON	Legend Ford Coupe 1934	12	15:53.253	9.295	0.123	74.95	1:11.779	11
6	8		Nick BRACE	Legend Ford Coupe	12	15:53.881	9.923	0.628	74.90	1:11.847	11
7	66		Stephen WHITELEGG	Legend Ford Sedan 1937	12	15:54.009	10.051	0.128	74.89	1:12.829	5
8	83		James HOLMAN	Legend Ford Coupe	12	15:54.041	10.083	0.032	74.89	1:12.619	10
9	29		Nathan ANTHONY	Legend Ford Coupe 1934	12	15:55.335	11.377	1.294	74.79	1:12.235	11
10	5		Jack PARKER	Legend Coupe 1934	12	15:56.653	12.695	1.318	74.69	1:13.265	9
11	34		John BELL	Legend Chevy Coupe	12	16:01.260	17.302	4.607	74.33	1:13.460	4
12	52		Gareth MARTIN	Legend Ford Coupe	12	16:02.552	18.594	1.292	74.23	1:13.895	10
13	49		David WARD	Legend Dodge Sedan 1937	12	16:02.906	18.948	0.354	74.20	1:14.015	6
14	69		Gerard MCCOSH	Legend Ford Coupe 1934	12	16:03.120	19.162	0.214	74.19	1:12.713	9
15	9		Paul SIMMONS	Legend Ford Coupe	12	16:03.225	19.267	0.105	74.18	1:13.772	7
16	50		Nic GROUT	Legend Ford Coupe	12	16:11.887	27.929	8.662	73.52	1:14.335	6
17	13		Josh FIELDING	Legend Ford Coupe	12	16:12.218	28.260	0.331	73.49	1:14.538	7
18	38		Enrico PALAZZO	Legend Ford Coupe	12	16:18.883	34.925	6.665	72.99	1:14.379	5
19	47		David JONES	Legend Ford Coupe	12	16:58.322	1:14.364	39.439	70.16	1:19.092	11

NOT CLASSIFIED

DNF	1		Lawrence DAVEY	Legend Ford Coupe	10	13:23.067	2 laps	2 laps	74.14	1:12.688	7
DNF	55		Ben POWER	Legend Ford Coupe 1934	7	9:54.270	5 laps	3 laps	70.13	1:12.803	5
DNF	4		John MICKEL	Legend Coupe 1934	0						
DNF	7		Dean BRACE	Legend Ford Coupe	0						
DNF	39		Jessica GWYNNE	Legend Coupe	0						

FASTEST LAP

16			Richard POCKLINGTON	Legend Ford Coupe 1934	11	1:11.779		82.95 mph		133.50 kph	
----	--	--	----------------------------	------------------------	----	----------	--	-----------	--	------------	--

Weather / Track : Cloudy / Dry

These results are provisional until the conclusion of any judicial and technical matters.

Oulton Park Fosters
Circuit Length = 1.6540 miles
Start: 17:38 End: 17:56

Clerk of Course :		Timekeeper :	
-------------------	--	--------------	--

Legends Cars Championship

RACE 9 - LAP CHART

Lap 1			Lap 2			Lap 3			Lap 4			Lap 5		
No	Behind	Laptime	No	Behind	Laptime	No	Behind	Laptime	No	Behind	Laptime	No	Behind	Laptime
29		1:16.337	29		1:20.335	29		2:13.653	12		1:13.985	12		1:12.152
41	0.245	1:16.582	12	0.394	1:20.353	12	0.227	2:13.486	41	0.500	1:14.093	1	1.619	1:13.076
12	0.376	1:16.713	41	0.623	1:20.713	41	0.619	2:13.649	1	0.695	1:13.768	41	1.879	1:13.531
8	0.990	1:17.327	66	1.313	1:19.954	66	0.969	2:13.309	66	1.501	1:14.744	32	1.961	1:12.450
66	1.694	1:18.031	33	1.923	1:20.462	33	1.052	2:12.782	32	1.663	1:13.934	66	2.178	1:12.829
5	1.710	1:18.047	1	2.293	1:20.010	1	1.139	2:12.499	29	1.822	1:16.034	8	3.077	1:12.978
33	1.796	1:18.133	5	2.664	1:21.289	5	1.553	2:12.542	33	2.154	1:15.314	33	3.541	1:13.539
1	2.618	1:18.955	32	3.406	1:19.237	32	1.941	2:12.188	8	2.251	1:14.224	29	4.666	1:14.996
49	3.661	1:19.998	8	3.847	1:23.192	8	2.239	2:12.045	5	2.634	1:15.293	5	4.676	1:14.194
32	4.504	1:20.841	49	5.170	1:21.844	49	2.525	2:11.008	49	2.974	1:14.661	83	5.624	1:14.467
52	5.380	1:21.717	16	6.411	1:21.092	16	2.676	2:09.918	16	3.052	1:14.588	49	5.748	1:14.926
16	5.654	1:21.991	52	7.617	1:22.572	52	3.412	2:09.448	83	3.309	1:13.894	16	5.832	1:14.932
83	5.938	1:22.275	83	8.318	1:22.715	83	3.627	2:08.962	52	3.379	1:14.179	52	6.096	1:14.869
34	6.389	1:22.726	34	8.973	1:22.919	34	4.683	2:09.363	34	3.931	1:13.460	34	6.187	1:14.408
9	6.843	1:23.180	9	10.158	1:23.650	9	4.991	2:08.486	9	4.648	1:13.869	9	6.695	1:14.199
50	7.503	1:23.840	50	11.079	1:23.911	50	5.739	2:08.313	13	6.714	1:14.839	50	9.491	1:14.658
13	7.684	1:24.021	13	12.501	1:25.152	13	6.087	2:07.239	50	6.985	1:15.458	55	9.639	1:12.803
69	8.718	1:25.055	69	14.590	1:26.207	69	6.900	2:05.963	69	7.277	1:14.589	69	9.781	1:14.656
38	9.193	1:25.530	38	15.093	1:26.235	38	7.693	2:06.253	55	8.988	1:13.286	13	10.622	1:16.060
47	11.119	1:27.456	47	16.276	1:25.492	47	9.858	2:07.235	38	9.174	1:15.693	38	11.401	1:14.379
55	26.057	1:42.394	55	42.163	1:36.441	55	9.914	1:41.404	47	16.673	1:21.027	47	24.404	1:19.883

Weather / Track : Cloudy / Dry

Oulton Park Fosters
 Circuit Length = 1.6540 miles
 Start: 17:38 End: 17:56

Legends Cars Championship

RACE 9 - LAP CHART

Lap 6			Lap 7			Lap 8			Lap 9			Lap 10		
No	Behind	Laptime	No	Behind	Laptime	No	Behind	Laptime	No	Behind	Laptime	No	Behind	Laptime
12		1:12.669	12		1:12.736	12		1:12.621	12		1:12.275	12		1:12.455
1	2.314	1:13.364	32	2.100	1:12.445	32	2.076	1:12.597	32	2.295	1:12.494	32	2.180	1:12.340
32	2.391	1:13.099	1	2.266	1:12.688	1	2.364	1:12.719	1	2.816	1:12.727	41	2.898	1:12.409
41	2.713	1:13.503	41	2.406	1:12.429	41	2.639	1:12.854	41	2.944	1:12.580	1	3.622	1:13.261
66	3.177	1:13.668	8	3.513	1:12.510	8	2.953	1:12.061	8	3.201	1:12.523	8	3.666	1:12.920
8	3.739	1:13.331	66	3.693	1:13.252	33	4.090	1:12.812	33	4.918	1:13.103	33	5.769	1:13.306
33	4.437	1:13.565	33	3.899	1:12.198	66	4.733	1:13.661	66	5.513	1:13.055	66	6.353	1:13.295
29	5.107	1:13.110	83	6.453	1:13.516	83	7.523	1:13.691	16	8.195	1:12.534	16	7.533	1:11.793
83	5.673	1:12.718	29	6.678	1:14.307	16	7.936	1:13.730	83	8.544	1:13.296	83	8.708	1:12.619
5	5.762	1:13.755	16	6.827	1:13.488	5	8.641	1:14.082	29	9.613	1:12.931	29	9.661	1:12.503
16	6.075	1:12.912	5	7.180	1:14.154	29	8.957	1:14.900	5	9.631	1:13.265	5	10.483	1:13.307
49	7.094	1:14.015	49	8.638	1:14.280	49	10.348	1:14.331	34	12.133	1:13.784	34	13.872	1:14.194
52	7.359	1:13.932	52	8.777	1:14.154	52	10.493	1:14.337	49	12.300	1:14.227	49	14.181	1:14.336
34	7.497	1:13.979	34	8.870	1:14.109	34	10.624	1:14.375	52	12.812	1:14.594	52	14.252	1:13.895
9	8.148	1:14.122	9	9.184	1:13.772	9	11.673	1:15.110	9	13.247	1:13.849	9	14.727	1:13.935
55	10.254	1:13.284	55	12.176	1:14.658	69	12.954	1:13.165	69	13.392	1:12.713	69	14.819	1:13.882
50	11.157	1:14.335	69	12.410	1:13.716	50	14.822	1:14.377	50	17.704	1:15.157	50	20.530	1:15.281
69	11.430	1:14.318	50	13.066	1:14.645	13	16.683	1:14.702	13	19.317	1:14.909	13	21.474	1:14.612
13	12.800	1:14.847	13	14.602	1:14.538	38	19.019	1:15.456	38	22.452	1:15.708	38	26.589	1:16.592
38	14.101	1:15.369	38	16.184	1:14.819	47	45.125	1:19.602	47	52.358	1:19.508	47	59.848	1:19.945
47	31.335	1:19.600	47	38.144	1:19.545									

Weather / Track : Cloudy / Dry

Oulton Park Fosters
Circuit Length = 1.6540 miles
Start: 17:38 End: 17:56

Legends Cars Championship

RACE 9 - LAP CHART

Lap 11			Lap 12		
No	Behind	Laptime	No	Behind	Laptime
12		1:12.008	12		1:12.505
32	2.367	1:12.195	32	2.531	1:12.669
41	3.145	1:12.255	41	3.070	1:12.430
8	3.505	1:11.847	33	9.172	1:14.588
33	7.089	1:13.328	16	9.295	1:14.496
16	7.304	1:11.779	8	9.923	1:18.923
66	7.710	1:13.365	66	10.051	1:14.846
83	9.556	1:12.856	83	10.083	1:13.032
29	9.888	1:12.235	29	11.377	1:13.994
5	11.889	1:13.414	5	12.695	1:13.311
34	15.401	1:13.537	34	17.302	1:14.406
49	16.390	1:14.217	52	18.594	1:14.589
52	16.510	1:14.266	49	18.948	1:15.063
69	17.068	1:14.257	69	19.162	1:14.599
9	17.493	1:14.774	9	19.267	1:14.279
50	24.228	1:15.706	50	27.929	1:16.206
13	24.374	1:14.908	13	28.260	1:16.391
38	31.015	1:16.434	38	34.925	1:16.415
47	1:06.932	1:19.092	47	1:14.364	1:19.937

Weather / Track : Cloudy / Dry

Oulton Park Fosters
Circuit Length = 1.6540 miles
Start: 17:38 End: 17:56